

## OTHER RIDING TIPS

### RIDE DEFENSIVELY

- Put devices away
- Use hand signals
- Watch for drivers opening doors
- Don't go on a yellow light

### CROSS SAFELY FROM SIDEWALKS

- **S**top
- **A**ctivate the pedestrian button
- **F**ield of view (look left, right, behind)
- **E**ye contact with drivers
- **L**ane by lane (check each lane)
- **Y**ield to pedestrians in crosswalk



### BEFORE YOU RIDE

- Check **A**ir pressure, **B**rakes, **C**hain and **Q**uick release levers
- Wear bright or reflective clothing
- Fit your helmet snugly so it covers your forehead

### TALK TO DRIVERS IN YOUR FAMILY

- Drive slowly near schools
- Stop for pedestrians at crossings
- Look left and right when turning
- Look out and reach with your right hand when opening the door

These “Rules for Riding Right” combine California Vehicle Code rules with City of Mountain View rules on the use of bicycles, e-bicycles, e-scooters and other transportation devices on City streets and sidewalks (MVCC Chapter 19 Articles VI).

This pamphlet is for informational purposes only. It does not constitute legal advice and is not a complete compilation of the rules related to riding transportation devices. Laws governing riding a transportation device can be found in the California Vehicle Code and Mountain View City Code and may be amended from time to time, in which case some or all of the information provided here may not apply.


FOR MORE INFORMATION ON RIDING  
IN MOUNTAIN VIEW VISIT

[www.mountainview.gov/walkingandbiking](http://www.mountainview.gov/walkingandbiking)

# RULES FOR RIDING

BIKES, E-BIKES, E-SCOOTERS  
& TRANSPORTATION DEVICES

## RIGHT




APRIL 2022

## ON SIDEWALKS:

### DO

- Yield to pedestrians
- Exercise care given the circumstances & conditions (i.e. ride slowly)
- Wear a helmet if you're under 18\*



### DON'T


- Ride on Castro Street sidewalk between Central Expressway and High School / Yosemite Way (children under 10 excepted)
- Ride e-scooters or devices 3 feet or wider

\* State law also requires motorized scooter users to hold a driver's license; and e-board and Class 3 e-bike users to wear helmets and be 18 year or older.

## ON ROADWAYS:

### DO

- Obey the road rules including:
  - Use lights & reflectors in the dark
  - Use a helmet if you're under 18\*
  - Ride close to the right-hand edge
  - Ride in the bike lane if available
  - Yield to pedestrians in crosswalks
  - Yield to blind pedestrians
  - Ride sober
  - Don't attach to a vehicle




### DON'T

- Wear earplugs or earphones in both ears
- Ride e-scooters & transportation devices on streets with speed limits of 35 mph or more, except in the bike lane

## WHEN PARKING:

### DO

- Park upright
- Use bike parking spaces
- Park in the hardscaped areas of the furniture zone



### DON'T

- Ride in City garages except to access parking or destinations
- Block the pedestrian through zone

Don't park within:

- Transit platforms or waiting areas
- 15' of crosswalks
- 10' of bus stops, loading zones or accessible parking areas
- 5' of street furniture or dining areas