

CITY OF MOUNTAIN VIEW
RESOLUTION NO. 18468
SERIES 2020

A RESOLUTION AND ORDER OF THE CITY COUNCIL OF THE CITY OF MOUNTAIN VIEW CALLING A GENERAL MUNICIPAL ELECTION FOR THE PURPOSE OF ELECTING FOUR (4) MEMBERS OF THE CITY COUNCIL, REQUESTING THE BOARD OF SUPERVISORS TO AUTHORIZE THE REGISTRAR OF VOTERS TO CONTRACT FOR ELECTION SERVICES, AUTHORIZING THE CITY CLERK TO CONTRACT WITH THE COUNTY OF SANTA CLARA PERTAINING TO SERVICES TO BE PERFORMED BY THE COUNTY IN CONNECTION WITH THE GENERAL MUNICIPAL ELECTION TO BE HELD ON TUESDAY, NOVEMBER 3, 2020 AND RELATED ACTIONS

WHEREAS, the City Council of the City of Mountain View hereby calls a General Municipal Election to be held on Tuesday, November 3, 2020, for the purpose of the election of four (4) members of the City Council for the full term of four (4) years; and

WHEREAS, it is desirable that the General Municipal Election be consolidated with the Statewide election to be held on the same date and that within the City, the precincts, polling places, and election officers of the two (2) elections be the same, and that the Registrar of Voters of the County of Santa Clara canvass the returns of the General Municipal Election and that the election be held in all respects as if it were only one (1) election;

WHEREAS, the City Council of the City of Mountain View has requested the Board of Supervisors of the County of Santa Clara to order the General Municipal Election to be consolidated with the Statewide election to be held on Tuesday, November 3, 2020; and

WHEREAS, the City Clerk of the City of Mountain View has recommended that the City contract with the County of Santa Clara to have the Registrar of Voters perform certain services in connection with the General Municipal Election on Tuesday, November 3, 2020; and

WHEREAS, it is the desire of the City Council that the City contract with the County to have the Registrar of Voters perform certain services for said General Municipal Election as authorized by California Elections Code Section §10002;

NOW, THEREFORE, BE IT RESOLVED by the City Council of the City of Mountain View as follows:

Section 1. Call of Election. A General Municipal Election is hereby called and ordered to be held in the City on Tuesday, November 3, 2020, at which election there shall be an election of Councilmembers.

Section 2. Officers to Be Elected. The officers to be elected at said General Municipal Election shall be four (4) Councilmembers, each for a term of four (4) years.

Section 3. Polls Open. The polls for said election shall be open at 7:00 a.m. on the day of said election and shall remain open continuously from said time until 8:00 p.m. of the same day, when said polls shall be closed, except as provided in California Elections Code §14401.

Section 4. Publication. The City Clerk of the City of Mountain View is hereby ordered and directed to cause the notice of said election to be published in accordance with the provisions of the California Elections Code. The notice of the General Municipal Election provided for herein shall be published in a newspaper of general circulation within the City of Mountain View.

Section 5. Consolidation with Statewide Election. Pursuant to the requirements of California Elections Code §10403, the Board of Supervisors of the County of Santa Clara is hereby requested to order the General Municipal Election to be held on Tuesday, November 3, 2020, and to consolidate the election with any other elections, which may be called for the same date. The consolidated election will be held and conducted in the manner prescribed by California Elections Code §10418. The Board of Supervisors of the County of Santa Clara is further requested to order the County Registrar of Voters to: (1) prepare the City's election materials and take all other necessary actions for the holding of the consolidated election; and (2) provide Vote by Mail (VBM) ballot to voters for said election for use of the qualified electors of the City of Mountain View who are entitled thereto, in the manner provided by law.

Section 6. Canvassing. The Board of Supervisors of the County of Santa Clara is hereby further authorized and requested to canvass or cause to be canvassed, as provided by law, returns of said General Municipal Election and to certify such canvass of the votes cast for the City Council of the City of Mountain View.

Section 7. Agreement with the County. The City Clerk is hereby authorized to enter into an agreement with the County of Santa Clara for the performance of certain election services for the City by the County Registrar of Voters pertaining to the conduct of said General Municipal Election to be held on Tuesday, November 3, 2020, and for the reimbursement of the County in full for the services performed.

Section 8. Services to be Performed. The County Registrar of Voters shall perform the following services for the City:

1. Consolidating precincts and arranging for polling places and election officers.
2. Ordering official and sample ballots.
3. Addressing and mailing sample ballots.
4. Handling applications for and mailing vote-by-mail ballots.
5. Bagging and labeling of precinct supplies.
6. Supervising computerized return of ballots cast.
7. Providing general assistance for the conduct of said election; and
8. Canvassing the election returns and certifying the results to the City Clerk.

Section 9. Consolidation with Statewide Election. Certification. The City Clerk shall certify to the passage and adoption of this resolution and enter it into the book of original resolutions.

The foregoing Resolution was regularly introduced and adopted at a Regular Meeting of the City Council of the City of Mountain View, duly held on the 9th day of June 2020, by the following vote:

AYES: Councilmembers Clark, Hicks, Matchak, McAlister, Ramirez, Vice Mayor Kamei, and Mayor Abe-Koga

NOES: None

ABSENT: None

ATTEST:

APPROVED:




LISA NATUSCH
CITY CLERK



MARGARET ABE-KOGA
MAYOR

I do hereby certify that the foregoing Resolution was passed and adopted by the City Council of the City of Mountain View at a Regular Meeting held on the 9th day of June 2020, by the foregoing vote.



City Clerk
City of Mountain View

LN/5/RESO
428-06-09-20r

CITY OF MOUNTAIN VIEW
RESOLUTION NO. 18469
SERIES 2020

A RESOLUTION ADOPTING A 200-WORD MAXIMUM FOR A CANDIDATE'S STATEMENT OF QUALIFICATIONS AND CHARGING EACH CANDIDATE FOR A FIXED SHARE OF COSTS OF THE PRINTING, HANDLING, TRANSLATING, AND MAILING FOR THE GENERAL MUNICIPAL ELECTION TO BE HELD ON TUESDAY, NOVEMBER 3, 2020

NOW, THEREFORE, BE IT RESOLVED by the City Council of the City of Mountain View as follows:

1. The Statement of Qualifications for each candidate in the General Municipal Election to be held Tuesday, November 3, 2020, shall not exceed 200 words.

2. As provided by Mountain View City Code Article XII, Division 3, Section 2.151, candidates who file a statement of acceptance of the Voluntary Expenditure Limit (VEL) and pay the first \$500 toward the cost of publishing said Statement of Qualifications paid at the time nomination papers are filed, will be eligible to have the City pay for the balance of the cost of the statement subject to certain limitations.

3. No other candidate materials will be permitted in the sample ballot for said General Municipal Election to be held Tuesday, November 3, 2020.

The foregoing Resolution was regularly introduced and adopted at a Regular Meeting of the City Council of the City of Mountain View, duly held on the 9th day of June 2020, by the following vote:

AYES: Councilmembers Clark, Hicks, Matichak, McAlister, Ramirez, Vice Mayor Kamei, and Mayor Abe-Koga

NOES: None

ABSENT: None

ATTEST:

APPROVED:




LISA NATUSCH
CITY CLERK



MARGARET ABE-KOGA
MAYOR

I do hereby certify that the foregoing Resolution was passed and adopted by the City Council of the City of Mountain View at a Regular Meeting held on the 9th day of June 2020, by the foregoing vote.



City Clerk
City of Mountain View

LN/5/RESO
428-06-09-20r-1

CITY OF MOUNTAIN VIEW
RESOLUTION NO. 18474
SERIES 2020

A RESOLUTION CALLING FOR THE HOLDING OF A GENERAL MUNICIPAL ELECTION ON TUESDAY, NOVEMBER 3, 2020 AND REQUESTING THE BOARD OF SUPERVISORS OF THE COUNTY OF SANTA CLARA TO CONSOLIDATE THE GENERAL MUNICIPAL ELECTION WITH THE STATEWIDE ELECTION TO BE HELD ON THAT DATE PURSUANT TO §10403 OF THE ELECTIONS CODE FOR THE PURPOSE OF SUBMITTING TO THE VOTERS A PROPOSED INITIATIVE CHARTER AMENDMENT, AND RELATED ACTIONS

WHEREAS, an initiative measure, The Mountain View Homeowner, Renter and Taxpayer Protection Initiative was circulated among the registered voters of the City of Mountain View (the "Initiative"); and

WHEREAS, the Initiative would amend the Community Stabilization and Fair Rent Act of the City of Mountain View Charter to limit protections under the Community Stabilization and Fair Rent Act (CSFRA) only to households earning 100 percent of median income or less; limit CSFRA annual fee to \$100; prohibit paying RHC members; and suspend the CSFRA when vacancy rates equal or exceed 3 percent and enact a replacement program during suspension including a rental registry and non-binding mediation program for rent increases over 7 percent and other disputes; and

WHEREAS, on October 8, 2018, the Proponents delivered to the City Clerk the petition and the City Clerk conducted a prima facie count of 7,123 signatures; and

WHEREAS, on November 15, 2018, the County Registrar of Voters provided the results of the signature verification indicating that 5,723 signatures were found to be valid, satisfying the requirement that 15 percent of registered voters (5,156) must sign the petition in order for it to qualify for the ballot; and

WHEREAS, on November 27, 2018, the City Council adopted Resolution No. 18273 to accept the certification of sufficiency of the petition; and

WHEREAS, it is necessary to establish the schedule and procedures for filing the arguments and rebuttals with regard to the Initiative;

NOW, THEREFORE, BE IT RESOLVED by the City Council of the City of Mountain View as follows:

Section 1. Proposed Measure. The Council of the City of Mountain View hereby calls a General Municipal Election to be consolidated with the Statewide Election to be held on Tuesday, November 3, 2020 for the purpose of submitting to the qualified electors of the City of Mountain View the following proposed amendment to the City of Mountain View Charter:

Shall the City Charter be amended to: limit rent increase protections under the Community Stabilization and Fair Rent Act (CSFRA) to households earning 100% of median income or less; limit annual fees to \$100 per unit; prohibit paying Rental Housing Committee members; suspend the CSFRA when vacancy rates equal or exceed 3% and enact programs during suspension, including a rental registry, annual landlord fee, and nonbinding mediation for rent increases over 7% and other disputes?	YES
	NO

Section 2. Submission of Text. The City Council does hereby submit the text of the Charter amendment attached hereto as Exhibit A.

Section 3. Vote Requirement. The vote requirement for the measure to pass is a majority (50 percent + 1) of the votes cast.

Section 4. Form of Ballot. The ballots to be used at the election shall be in the form and content as required by law.

Section 5. Polls Open. The polls shall be open at 7:00 a.m. of the day of the election and shall remain open continuously from that time until 8:00 p.m. of the same day when the polls shall be closed, pursuant to Election Code §10242, except as provided in §14401 of the Elections Code of the State of California.

Section 6. Publication. The City Clerk of the City of Mountain View is hereby ordered and directed to cause the notice of said election to be published in accordance with the provisions of the California Elections Code. The notice of the General Municipal Election provided for herein shall be published in a newspaper of general circulation within the City of Mountain View.

Section 7. Consolidation with Statewide Election. Pursuant to the requirements of Section 10403 of the Elections Code, the Board of Supervisors of the County of Santa Clara is hereby requested to order the General Municipal Election to be held on Tuesday, November 3, 2020, and to consolidate the election with the Statewide Election.

The consolidated election will be held and conducted in the manner prescribed by Elections Code Section 10418.

The Board of Supervisors of the County of Santa Clara is further requested to order the County Registrar of Voters to: (1) prepare the City's election materials and take all other necessary actions for the holding of the consolidated election; and (2) provide Vote-by-Mail (VBM) ballot to voters for said election for use of the qualified electors of the City of Mountain View who are entitled thereto, in the manner provided by law.

Section 8. Canvassing. The Board of Supervisors of the County of Santa Clara is hereby further authorized and requested to canvass or cause to be canvassed, as provided by law, returns of said General Municipal Election and to certify such canvass of the votes cast for the Charter Amendment initiative measure.

Section 9. Agreement with the County. The City Clerk is hereby authorized to enter into an agreement with the County of Santa Clara to procure and furnish any and all official ballots, notices, printed matter and all supplies, equipment and paraphernalia that may be necessary in order to properly and lawfully conduct said General Municipal Election to be held on Tuesday, November 3, 2020, and for the reimbursement of the County in full for the services performed.

Section 10. Text of Proposed Measure. The full text of the initiative measure shall not be printed in County Voter Information Guide.

Section 11. Reimbursement. The City of Mountain View recognizes that additional costs will be incurred by the County by reason of this consolidation and agrees to reimburse the County for such costs.

Section 12. That in all particulars not recited in this resolution, the election shall be held and conducted as provided by law for holding municipal elections.

Section 13. The City Clerk is hereby directed to file a certified copy of this resolution with the County of Santa Clara Board of Supervisors and the County of Santa Clara Registrar of Voters.

Section 14. Schedule. Upon the advice of the City Clerk and in accordance with Elections Code Section 9286, the City Council sets the following schedule for the ballot measure argument deadlines:

Argument Deadline:	July 23, 2020
Rebuttal Argument Deadline:	July 30, 2020
City Attorney's Impartial Analysis:	July 30, 2020

Section 15. Certification. The City Clerk shall certify to the passage and adoption of this resolution and enter it into the book of original resolutions.

The foregoing Resolution was regularly introduced and adopted at a Regular Meeting of the City Council of the City of Mountain View, duly held on the 23rd day of June 2020, by the following vote:


AYES: Councilmembers Clark, Hicks, Matchak, McAlister, Ramirez, Vice Mayor Kamei, and Mayor Abe-Koga

NOES: None

ABSENT: None

ATTEST:

APPROVED:




LISA NATUSCH
CITY CLERK



MARGARET ABE-KOGA
MAYOR

I do hereby certify that the foregoing Resolution was passed and adopted by the City Council of the City of Mountain View at a Regular Meeting held on the 23rd day of June 2020, by the foregoing vote.



City Clerk
City of Mountain View

LN/5/RESO
428-06-23-20r

Exhibit: A. Full Text of Measure

TEXT OF THE PROPOSED CHARTER AMENDMENT

The proposed charter amendments read as follows:

SECTION 1. Title.

This Initiative shall be known and may be cited as the “The Mountain View Homeowner, Renter, and Taxpayer Protection Initiative” (referred to hereinafter as the “Initiative”).

SECTION 2. Findings & Conclusions.

The People of the City of Mountain View (the “City”) declare their findings and purposes in enacting this Initiative to be as follows:

(a) The Community Stabilization and Fair Rent Act, adopted by the voters of the City of Mountain View in 2016 as an amendment to the City’s Charter (hereafter “Act”), has proven to have a number of unintended, negative consequences for the City that warrant modifications.

(b) The Act has proven to be more costly than anticipated, and has given the unelected Rental Housing Commission the ability to place demands on the General Fund, which provides funding for critical city services such as public safety, road and infrastructure maintenance, parks, libraries and elder care services, without approval of the elected City Council or the voters.

(c) Stringent rent control measures like the Act create an incentive to remove units from the rental market or to convert the units to condominiums. For example, it has been estimated that there are anywhere between 10,000 and 30,000 purposely vacant residential rental units in San Francisco, representing between 5% and 15% of the residential units in that City. In the past year alone, Mountain View has seen dozens of units already taken off the market to be converted to condos. Such a reduction in rental housing stock runs counter to the very purposes of the Act, and the Act should be modified to ensure that property owners in Mountain View have an incentive to keep their units on the rental housing market.

(d) The “good cause for eviction” provisions of the Act, designed to protect tenants from arbitrary eviction by landlords who wish to raise rents, should not preclude landlords from evicting tenants who engage in criminal behavior, disruptive behavior to fellow renters, or tenants who cause willful property damage or dangers.

(e) Rent stabilization is intended to protect low- and middle-class Mountain View families. It should not be implemented in a manner that requires landlords to subsidize wealthy tenants who are capable of paying rent.

(f) This law places common sense limits on the unelected Rental Housing Commission including a prohibition from paying themselves a salary. It prohibits the Commission from making funding demands on the General Fund of the City of Mountain View without City Council approval. The measure requires the Commission to be transparent and accountable to the citizens of Mountain View.

SECTION 3. Purposes.

The purposes of this Initiative are to enact reforms to the Act to:

- Place common sense limits on the unelected Rental Housing Commission, including a prohibition on paying themselves a salary;

- Prohibit the Commission from making funding demands on the General Fund of the City of Mountain View, which provides funding for critical city services such as public safety, road and infrastructure maintenance, parks, libraries and elder care services, without City Council approval;
- Require the Commission to be transparent and accountable to the citizens of Mountain View;
- Encourage property-owners to keep rental properties on the market and available for renters, rather than to mothball units or convert those units to condominiums;
- Encourage property-owners to maintain and improve residential rental properties;
- Increase public safety by allowing timely eviction of tenants who commit criminal acts;
- Allow landlords to quickly evict tenants who engage in disruptive behavior to fellow renters or other tenants who cause willful property damage or dangers; and
- Ensure that middle and lower income Mountain View residents have access to safe, clean, stable, and affordable housing, without subsidizing wealthy residents;
- All while continuing to protect low-income and elderly renters from unfair rent increases and evictions and confirming that the Act is not intended to reach single-family homes.

SECTION 4. Section 1705 of the City Charter is amended as follows:

Section 1705. - Just cause for eviction protections.

- (a) No Landlord shall take action to terminate any tenancy, including but not limited to making a demand for possession of a Rental Unit, threatening to terminate a tenancy orally or in writing, serving any notice to quit or other eviction notice, or bringing any action to recover possession, or be granted recovery of possession of a Rental Unit unless at least one of the following conditions exists:
- (1) *Failure to Pay Rent.* The Tenant has failed, after three days' written notice as provided by law, to pay the amount stated in the notice, so long as the amount stated does not exceed the Rent to which the Landlord is legally entitled under the Rental Housing Agreement, this Article, state, and any other local law.
 - (2) *Breach of Lease.* The Tenant has continued, after the Landlord has served the Tenant with Written Notice to Cease, to substantially violate any of the material terms of the Rental Housing Agreement, except the obligation to surrender possession on proper notice as required by law, and provided that such terms are reasonable and legal and have been accepted in writing by the Tenant; and provided further that, where such terms have been accepted by the Tenant or made part of the Rental Housing Agreement subsequent to the initial creation of the tenancy, the Landlord shall have first notified the Tenant in writing that he or she need not accept such terms.
- (A) Notwithstanding any contrary provision in this Section, a Landlord shall not take any action to terminate a tenancy based on a Tenant's sublease of the Rental Unit if the following requirements are met:

- (i) The Tenant continues to reside in the Rental Unit as his, her, or their Primary Residence;
 - (ii) The sublessee replaces one or more departed Tenants under the Rental Housing Agreement on a one-for-one basis; and
 - (iii) The Landlord has unreasonably withheld the right to sublease following written request by the Tenant. If the Landlord fails to respond to the Tenant in writing within fourteen (14) days of receipt of the Tenant's written request, the Tenant's request shall be deemed approved by the Landlord. A Landlord's reasonable refusal of the Tenant's written request may not be based on the proposed additional occupant's lack of creditworthiness, if that person will not be legally obligated to pay some or all of the Rent to the Landlord. A Landlord's reasonable refusal of the Tenant's written request may be based on, but is not limited to, the ground that the total number of occupants in a Rental Unit exceeds the maximum number of occupants as determined under Section 503(b) of the Uniform Housing Code as incorporated by Health & Safety Code Section 17922.
- (B) *Protections for Families.* Notwithstanding any contrary provision in this Section, a Landlord shall not take any action to terminate a tenancy as a result of the addition to the Rental Unit of a Tenant's child, parent, grandchild, grandparent, brother, or sister, or the spouse or domestic partner (as defined in California Family Code Section 297) of such relatives, or as a result of the addition of the spouse or domestic partner of a Tenant, so long as the number of occupants does not exceed the maximum number of occupants as determined under Section 503(b) of the Uniform Housing Code as incorporated by California Health & Safety Code 17922. The Committee may promulgate regulations that will further protect families and promote stability for school-aged children.
- (3) *Nuisance.* The Tenant has continued, after the Landlord has served the Tenant with a Written Notice to Cease, to commit or expressly permit a nuisance in the Rental Unit.
 - (4) *Criminal Activity.* The Tenant has ~~continued, after the Landlord has served the Tenant with a Written Notice to Cease, to be~~ been so disorderly as to destroy the peace, quiet, comfort, or safety of the Landlord or other tenants at the Property. Such disorderly conduct includes violations of state and federal criminal law that destroy the peace, quiet, comfort, or safety of the Landlord or other tenants at the Property.
 - (5) *Failure to Give Access.* The Tenant has continued to refuse, after the Landlord has served the Tenant with a Written Notice to Cease and without good cause, to grant the Landlord reasonable access to the Rental Unit as required by state or local law.
 - (6) *Necessary and Substantial Repairs Requiring Temporary Vacancy.* The Landlord, after having obtained all necessary permits from the City, and having provided written notice to the Tenant pursuant to state law, seeks in good faith to undertake substantial repairs that are necessary to bring the Rental Unit into compliance with applicable codes and laws affecting the health and safety of tenants of the building, provided that:
 - (A) The repairs necessitate that the Tenant vacate the Rental Unit because the work will render the rental unit uninhabitable for a period of not less than thirty (30) days;

- (B) The Landlord gives advance notice to the Tenant of the Tenant's right to elect between:
- (i) The right of first refusal to any comparable vacant Rental Unit owned by the Landlord at the same Rent, if such comparable vacant unit exists; or
 - (ii) The first right of return to reoccupy the unit upon completion of the repairs at the same Rent charged to the Tenant before the Tenant temporarily vacated the Rental Unit.
 - (iii) In the event that the Tenant elects to accept an offer to move to a comparable vacant Rental Unit at the same Rent, the Tenant is not eligible for any Relocation Assistance pursuant to Subsection 1705(b) herein.
- (C) In the event the Landlord files a Petition for Individual Rent Adjustment within six (6) months following the completion of the work, the Tenant shall be party to such proceeding as if he or she were still in possession, unless the Landlord shall submit with such application a written waiver by the Tenant of his or her right to reoccupy the premises pursuant to this Subsection.
- (7) *Owner Move-In.* The Landlord seeks, after providing written notice to the Tenant pursuant to state law, to recover possession of the Rental Unit in good faith for use and occupancy as a Primary Residence by the Landlord, or the Landlord's spouse, domestic partner, children, parents or grandparents.
- (A) As used in this Subsection "Landlord," shall only include a Landlord that is a natural person and has at least a fifty percent (50%) recorded ownership interest in the Property.
 - (B) No eviction may take place under this Subsection if the same Landlord or enumerated relative already occupies a unit on the Property, or if a vacancy already exists on the Property. At all times a Landlord may request a reasonable accommodation if the Landlord or enumerated relative is Disabled and another unit in Mountain View is necessary to accommodate the person's disability.
 - (C) Any notice terminating tenancy pursuant to this Subsection shall contain the name, address and relationship to the Landlord of the person intended to occupy the Rental Unit.
 - (D) The Landlord or enumerated relative must intend in good faith to move into the Rental Unit within sixty (60) days after the Tenant vacates and to occupy the Rental Unit as a Primary Residence for at least thirty-six (36) consecutive months. The Committee may adopt regulations governing the determination of good faith.
 - (E) If the Landlord or relative specified on the notice terminating tenancy fails to occupy the Rental Unit within sixty (60) days after the Tenant vacates, the Landlord shall:
 - (i) Offer the Rental Unit to the Tenant who vacated it at the same Rent in effect when the Tenant vacated; and
 - (ii) Pay to said Tenant all reasonable expenses incurred in moving to and from the Rental Unit.

- (F) A Landlord may not evict a Tenant pursuant to this Subsection if the Tenant (1) has resided in the Rental Unit for at least five (5) years and is either at least sixty-two (62) years old or Disabled; or (2) is certified as being terminally ill by the Tenant's treating physician. Notwithstanding the above, a Landlord may evict a Tenant who qualifies for the exemption herein if the Landlord or enumerated relative who will occupy the Rental Unit also meets the criteria for this exemption and no other units are available.
- (8) *Withdrawal of the Unit Permanently from Rental Market.* The Landlord seeks in good faith to recover possession to withdraw all Rental Units of an entire Property from the rental market. The Landlord first must have filed the requisite documents with the Committee initiating the procedure for withdrawing Rental Units from rent or lease under Government Code Section 7060 et. seq. and all regulations passed by the Committee, with the intention of completing the withdrawal process and going out of the rental business. Tenants shall be entitled to a minimum of 120-day notice or one (1) year in the case Tenants are defined as senior or Disabled under Government Code Section 12955.3. Notice times may be increased by regulations if state law allows for additional time.
- (9) *Demolition.* The Landlord, having obtained all necessary permits from the City, and having provided written notice to the Tenant pursuant to state law, seeks in good faith to recover possession of the Rental Unit to remove the Rental Unit permanently from rental housing use through demolition.
- (b) *Relocation Assistance.*
- (1) A landlord seeking to recover possession under Subsections (a)(6)-(9) herein shall provide Relocation Assistance to affected Tenant households. The Relocation Assistance required herein shall be a minimum amount. The City Council may increase the dollar amounts of Relocation Assistance pursuant to its powers under law. The Landlord shall notify the affected Tenants of their rights under this Subsection, if any, at the time of service of the notice to quit.
- (2) The Committee shall issue rules and regulations to effectuate this Subsection including but not limited to rules and regulations setting forth the procedures for establishing the amount of Relocation Assistance applicable to any given Tenant household, and for the reasonably timely payment of any applicable Relocation Assistance.
- (3) For purposes of this Article, Relocation Assistance shall be available to all Tenant households eligible under this Article whose household income does not exceed one-hundred-and-twenty percent (120%) of the median household income for Santa Clara County as adjusted for household size according to the United States Department of Housing and Urban Development.
- (c) *First Right of Return.* All Tenants whose tenancy is terminated based upon a basis enumerated in Subsections (a)(6)-(9) herein shall have the first right of return to the Rental Unit if that Rental Unit is returned to the market by the Landlord or successor Landlord. Rent for the Rental Unit shall be the Rent lawfully paid by the Tenant at the time the Landlord gave notice of termination based upon Subsections (a)(6)-(9) herein.
- (d) *Retaliation is Barred.* Notwithstanding the above provisions, no Landlord shall take action to terminate any tenancy or otherwise recover possession of a Rental Unit in retaliation for

the Tenant reporting violations of this Article, for exercising rights granted under this Article, or for forming or participating in a Recognized Tenant Organization.

- (e) *Notice to Specify Basis for Termination:* Any notice purporting to terminate tenancy on any of the bases specified in this Section must state with specificity the basis on which the Landlord seeks to terminate the tenancy.
- (f) *Landlord Compliance with this Article.* In any action brought to recover possession of a Rental Unit, the Landlord shall allege compliance with this Article.
- (g) *Filing Termination Notices with Committee.* The Landlord shall file with the Committee a copy of any notice terminating tenancy within three (3) days after serving the notice on the Tenant.
- (h) *Failure to comply.* A Landlord's failure to comply with any requirement of this Article, including without limitation the failure to serve any of the required notices on the Committee pursuant to Subsection (g) herein, is a complete affirmative defense in an unlawful detainer or other action brought by the Landlord to recover possession of the Rental Unit.

SECTION 5. Section 1706 of the City Charter is amended as follows:

Section 1706. - Stabilization of rents.

- (a) *Rents Stabilized.* Upon the effective date of this Article, no Landlord shall charge Rent in an amount that exceeds the sum of the Base Rent plus any lawful Rent increases actually implemented pursuant to this Article.
- (b) *Rent Increases Regulated.* No Landlord shall increase Rent for a Covered Rental Unit except as authorized by this Article. Rent increases shall be limited to those imposed pursuant to Section 1707 (Annual General Adjustment) and Section 1710(a) (Petition for Upward Adjustment—Fair Rate of Return). A Landlord may set the initial Rent for a new tenancy pursuant to Section 1708 (Initial Rents for New Tenancies).
- (c) *Security Deposit at Commencement of Tenancy Only.* No Landlord shall increase a security or other deposit originally required from a Tenant as a condition of occupancy of a Rental Unit.
- (d) Applicability. The restrictions contained in subsections (a) and (b) hereof shall only apply to establish a Base Rent and shall only limit Rent Increases, in circumstances where one of the following two conditions are met:
 - (1) Limitation to low- and middle-income households. The Tenant has filed a timely application with the Rental Housing Committee establishing that the Tenant's household income does not exceed one-hundred-percent (100%) of the median household income for Santa Clara County as adjusted for household size according to the United States Department of Housing and Urban Development, as follows:
 - (A) Contents of application. The Rental Housing Committee shall, by regulation, prescribe the form of the application to be submitted. At a minimum, however, the application must be signed by the Tenant under penalty of perjury.

(B) Timing. The Tenant must file an application annually. If the Rent Increase is sought to be imposed in the calendar year in which the tenancy initially commences, the application prescribed herein is timely if it is filed within sixty days of the commencement of the tenancy. For subsequent calendar years, the application prescribed herein is timely if it is filed between January 1 and March 1 of that calendar year.

(C) Burden. In a proceeding under section 1710, 1714, or 1715, the Tenant shall bear the burden of establishing that the requirements of this subsection (d)(1) are met for the year in which the Rent Increase is proposed.

(D) Transition. If a Tenant who was not eligible for the application of subsections (a) and (b) in a given year becomes eligible in a subsequent year, because the Tenant meets the income requirements of this subsection (d)(1), the Base Rent for purposes of the application of those subsections shall be the Rent in effect when the Tenant files the application prescribed herein.

(2) Landlord's failure to provide notice.

(A) The restrictions of subsections (a) and (b) shall apply to a tenancy, regardless of the Tenant's household income, if the Rental Housing Agreement establishing the tenancy fails to contain a notice in substantially the following form:

Rent Stabilization. Article XVII of the City of Mountain View's City Charter regulates the amount that rent for residential rental units can be increased in future years, in certain circumstances. To obtain the protections of the limitations contained in the Charter, you, the Tenant, must submit an application to the City's Rental Housing Committee. The initial application must be filed within 60 days of commencement of the tenancy. More information regarding the provisions of Article XVII and the application that you will need to file to avail yourself of the Charter's limitations on rent increases is available on the Rental Housing Committee's website at [website].

(B) Burden. In a proceeding under section 1710, 1714, or 1715, the Landlord shall bear the burden of establishing that the requirements of this subsection (d)(2) are met.

(C) Existing Agreements. For any Rental Housing Agreement in effect on the effective date of this subsection, which does not include the notice specified in subsection (d)(2)(A), the Landlord may comply with that requirement by serving a copy of the notice specified therein on the Tenant within 60 days of the effective date of this subsection.

SECTION 6. Section 1709 of the City Charter is amended as follows:

Section 1709. - Rental housing committee.

(a) Composition. There shall be in the City of Mountain View an appointed Rental Housing Committee comprised of Mountain View residents as set forth in this Section. The Committee shall consist of five (5) Committee members appointed by the City Council, and an alternate Committee member. The alternate Committee member shall be permitted to attend all Committee meetings and to speak, but not be authorized to vote unless a regular member of

the Committee is absent at that meeting or is recused from voting on an agenda item. There shall be no more than two (2) members of the Committee that own or manage any rental property, or that are realtors or developers. Anyone nominated to this Committee must be in compliance with this Article and all other local, state and federal laws regulating the provision of housing. Annually, the Committee shall elect one of its members to serve as chairperson.

- (b) *Eligibility and Appointment.* Committee members shall be appointed by the City Council at a public meeting. Applicants for membership on the Committee shall submit an application to the City Council. The application shall include a statement under penalty of perjury of the applicant's interests and dealings in real property, including but not limited to, ownership, trusteeship, sale, or management, and investment in and association with partnerships, corporations, joint ventures, and syndicates engaged in ownership, sale, or management of real property during the three years immediately prior to the applicant's application. This documentation shall be made available to the public.
- (c) *Term of Office.* Committee Members shall serve terms of four (4) years and may be reappointed for a total of two (2) full terms. Committee member terms shall be staggered. Therefore, initial appointments shall consist of two (2) members with two-year terms, an alternate with a two-year term, and three (3) members with four-year terms.
- (d) *Powers and Duties.* The Committee shall have the following powers and duties:
 - (1) Set Rents at fair and equitable levels to achieve the purposes of this Article. Notwithstanding any other provision of this Article, the Committee shall have the authority to adopt regulations authorizing Rent increases and/or adjustments required by state or federal law.
 - (2) Establish rules and regulations for administration and enforcement of this Article.
 - (3) Determine and publicize the Annual General Adjustment pursuant to this Article.
 - (4) Appoint Hearing Officers to conduct hearings on Petitions for Individual Rent Adjustment pursuant to this Article.
 - (5) Adjudicate Petitions pursuant to Sections 1710 and 1711 herein and issue decisions with orders for appropriate relief pursuant to this Article.
 - (6) Administer oaths and affirmations and subpoena witnesses and relevant documents.
 - (7) Establish a budget for the reasonable and necessary implementation of the provisions of this Article, including without limitation the hiring of necessary staff, and charge fees as set forth herein in an amount sufficient to support that budget.
 - (8) Administer the withdrawal process for the removal of Rental Units from the rental housing market pursuant to Subsection 1705(a)(8) herein.
 - (9) Hold public hearings.
 - (10) Conduct studies, surveys, investigations, and hearings, and obtain information to further the purposes of this Article.
 - (11) Report periodically to the City Council on the status of Covered Rental Units. Reports shall include (a) a summary of the numbers of termination of tenancy notices served pursuant to Section 1705 of this Article, including the bases upon which they were served,

- (b) a summary of any and all Petitions submitted to and/or decided by a Hearing Officer and/or the Committee pursuant to Sections 1710 and 1711, including the bases on which the Petitions were submitted and the determinations on the Petitions.
- (12) Publicize through reasonable and appropriate means the provisions of this Article, including without limitation the rights and responsibilities of Landlords and Tenants.
- (13) Establish a schedule of penalties that may be imposed for noncompliance with this Article or with rules and regulations promulgated under this Article.
- (14) Pursue civil remedies as provided by this Article in courts of appropriate jurisdiction, subject to City Council approval.
- (15) Intervene as an interested party in any litigation brought before a court of appropriate jurisdiction by a Landlord or Tenant with respect to Covered Rental Units, subject to City Council approval.
- (16) Any other duties necessary to administer and enforce this Article.
- (e) *Rules and Regulations.* The Committee shall issue and follow such rules and regulations as will further the purposes of the Article.
- (f) *Meetings.* The Committee shall hold regularly scheduled meetings as necessary to ensure the performance of its duties under this Article. All regular and special meetings shall be called and conducted in accordance with state law.
- (g) *Quorum.* Three (3) members shall constitute a quorum for the Committee.
- (h) *Voting.* The affirmative vote of three (3) members of the Committee is required for a decision, including on all motions, regulations, and orders of the Committee.
- (i) *Vacancies.* If a vacancy occurs on the Committee, a person qualified to fill such vacancy shall be appointed by the City Council in accordance with this Article.
- (j) *Financing.* The Committee shall finance its reasonable and necessary expenses, including without limitation engaging any staff as necessary to ensure implementation of this Article, by charging Landlords an annual Rental Housing Fee as set forth herein, in amounts deemed reasonable by the Committee in accordance with applicable law. ~~The Committee is also empowered to request and receive funding when and if necessary from any available source including the City for its reasonable and necessary expenses. The Committee shall not be authorized to receive funds from the City's General Fund or any other funds within the control of the City Council unless the City Council approves the appropriation, with at least four members voting in favor. Committee members shall not receive any compensation or pension benefits for serving on the Committee.~~
- (1) *Rental Housing Fee.* All Landlords shall pay a Rental Housing Fee on an annual basis. The first Committee convened after the effective date of this Article shall determine the amount of the Rental Housing Fee. The amount of the Rental Housing Fee may differ between Rental Units subject to the entirety of this Article and those that are Partially Exempt. The Committee may adjust the amount of the Rental Housing Fee at its discretion to ensure full funding of its reasonable and necessary expenses, in accordance with all applicable law. Provided, however, that the fee shall not exceed \$100 per unit in 2019. In subsequent years the Committee may adjust the amount of the fee, in an amount

that does not exceed the most recent Consumer Price Index, All Urban Consumers for the San Francisco-Oakland Area. The most recent CPI is the bimonthly figure most recently available from the Bureau of Labor Statistics.

- (2) *City to Advance Initial Funds.* During the initial implementation of this Article, the City shall advance all necessary funds to ensure the effective implementation of this Article, until the Committee has collected Rental Housing Fees sufficient to support the implementation of this Article. The City may seek a reimbursement of any advanced funds from the Committee after the Rental Housing Fee has been collected.
- (k) *Integrity and Autonomy of Committee.* The Committee shall be an integral part of the government of the City, but shall exercise its powers and duties under this Article independent from the City Council, City Manager, and City Attorney, except by request of the Committee. The Committee may request the services of the City Attorney, who shall provide them pursuant to the lawful duties of the office in Article 711 of the City Charter. In the period between the effective date of this Article and the appointment of the initial members of the Committee, the City shall take whatever steps necessary to perform the duties of the Committee and implement the purposes of this Article.
- (l) *Conforming Regulations.* If any portion of this Article is declared invalid or unenforceable by decision of a court of competent jurisdiction or rendered invalid or unenforceable by state or federal legislation, the Committee and not the City Council shall have authority to enact replacement regulations consistent with the intent and purpose of the invalidated provision and applicable law. Such replacement regulations shall supersede invalidated or unenforceable provisions of this Article to the extent necessary to resolve any inconsistency. The subject matter of such replacement regulations shall be limited to the matters addressed in this Article.
- (m) *Designation of Replacement Committee.* In the event the establishment of the Committee under this Section is adjudged to be invalid for any reason by a court of competent jurisdiction, the City Council shall designate one or more City departments, agencies, committees, or commissions to perform the duties of the Committee prescribed by this Article.
- (n) *Conflict of interest.* Committee members shall not necessarily be disqualified from exercising any of their powers and duties on the grounds of a conflict of interest solely on the basis of their status as a Landlord, realtor, developer, or Tenant. However, a Committee member shall be disqualified from ruling on a Petition if the Committee member is either the Landlord of the Property or a Tenant residing in the Property that is involved in the Petition. The provisions of the Political Reform Act, Government Code Sections 87100 et seq. shall apply.

SECTION 7. Section 1710 of the City Charter is amended as follows:

Section 1710. - Petitions for individual rent adjustment—bases.

A Landlord or a Tenant may file a Petition with the Committee seeking adjustment, either upward or downward, of the Rent for any given tenancy in accordance with the standards set forth in this Section, and using the procedures set forth in Section 1711 herein and implementing regulations. A Petition shall be on a form provided by the Committee and, if made by the Landlord, shall include a declaration by the Landlord that the Rental Unit complies with all requirements of this Article.

- (a) *Petition for Upward Adjustment—Fair Rate of Return.* To effectuate the purposes of this Article and the requirements of law, a Landlord may file a Petition for an upward adjustment of the Rent to ensure a fair and reasonable rate of return. It is the intent of this Article that individual upward adjustments in Rent be granted only when the Landlord demonstrates that such adjustments are necessary to provide the Landlord with a fair rate of return. The Committee shall promulgate regulations to further govern Petitions filed pursuant to this Subsection in accordance with law and the purposes of this Article.
- (1) *Prerequisites.* No upward adjustment of Rent shall be authorized by a Hearing Officer or the Committee under this Subsection if the Landlord:
- (A) Has continued to fail to comply, after order of the Committee or other authority, with any provisions of this Article or orders or regulations issued thereunder; or
 - (B) Has failed to maintain the Rental Unit in compliance with Civil Code Sections 1941.1 et seq. and Health and Safety Code Sections 17920.3 and 17920.10.
- (2) *Fair Rate of Return - Factors.* In making any upward adjustment to the Rent based upon a Landlord's Petition to ensure a fair rate of return, the Hearing Officer or Committee shall consider relevant factors, including but not limited to, the following:
- (A) Increases or decreases in property taxes;
 - (B) Unavoidable increases or any decreases in maintenance and operating expenses;
 - (C) The cost of planned or completed capital improvements to the Rental Unit (as distinguished from ordinary repair, replacement, and maintenance), but only ~~where such capital improvements are necessary to bring the Property into compliance or maintain compliance with applicable local codes affecting health and safety, and~~ where such capital improvement costs are properly amortized over the life of the improvements;
 - (D) Increases or decreases in the number of tenants occupying the Rental Unit, living space, furniture, furnishings, equipment, or other Housing Services provided, or occupancy rules;
 - (E) Substantial deterioration of the Rental Unit other than as a result of normal wear and tear;
 - (F) Failure on the part of the Landlord to provide adequate Housing Services, or to comply substantially with applicable state rental housing laws, local housing codes, health and safety codes, or the Rental Housing Agreement; and
 - (G) The pattern of recent Rent increases or decreases in the Rental Unit during the occupancy of the current Tenant.
- (3) *Fair Rate of Return - Factors Excluded.* In making any upward adjustment to the Rent based upon a Landlord's Petition to ensure a fair rate of return, the Hearing Officer or Committee shall not consider the following factors as justifying an upward adjustment:

- (A) Costs of debt servicing (including but not limited to principal, interest, and fees) for any debt obtained after October 19, 2015, other than debt incurred to finance the cost of improvements as described in Subsection 1710(a)(2)(C);
 - (B) Any penalties, fees, or interest assessed or awarded for violation of this or any other law with respect to the Rental Unit;
 - (C) The costs of capital improvements that are not necessary to bring the property into compliance or maintain compliance with applicable local codes affecting health and safety;
 - (D) Cost increases, capital improvements, banked Annual General Adjustments, or other circumstances that arose before the current tenancy began; and
 - (E) Income taxes.
- (4) *Effective Date of Individual Rent Adjustment.* Rent increases authorized pursuant to this Subsection shall become effective only after the Landlord provides the Tenant written notice of such Rent increase pursuant to state law.
- (b) *Petition for Downward Adjustment — Failure to Maintain Habitable Premises:*
- (1) Failure to maintain a Rental Unit in compliance with governing health and safety and building codes, including but not limited to Civil Code Sections 1941.1 et seq. and Health and Safety Code Sections 17920.3 and 17920.10, constitutes an increase in Rent. A Tenant may file a Petition with the Committee to adjust the Rent downward based on a loss in rental value attributable to the Landlord's failure to maintain the Rental Unit in habitable condition.
 - (2) A Tenant Petition filed pursuant to this Subsection must specify the conditions alleged to constitute the failure to maintain the Rental Unit in habitable condition and demonstrate that the Landlord was provided with reasonable notice and opportunity to correct the conditions that form the basis for the Petition.
- (c) *Petition for Downward Adjustment — Decrease in Housing Services or Maintenance.* A decrease in Housing Services or maintenance, or deterioration of the Rental Unit beyond ordinary wear and tear, without a corresponding reduction in Rent, is considered an increase in Rent. A Tenant may file a Petition to adjust the Rent downward based on a loss in rental value attributable to a decrease in Housing Services or maintenance or deterioration of the Rental Unit. The Petition must specify the circumstances alleged to constitute a decrease in Housing Services or maintenance, and demonstrate that the Landlord was provided with reasonable notice and an opportunity to correct in like manner to Petitions filed pursuant to Subsection 1710(b)(2) herein.
- (d) *Petition for Downward Adjustment — Unlawful Rent:* If a Landlord demands or retains Rent in excess of the lawful Rent pursuant to this Article, a Tenant may file a Petition to adjust the Rent to its lawful level.

SECTION 8. Section 1718 of the City Charter is amended as follows:

Section 1718. - Decontrol.

If the average annual vacancy rate in ~~Controlled~~ Rental Units equals or exceeds five three percent (35%), the Committee shall ~~is empowered, at its discretion and in order to achieve the~~

~~objectives of this Article, to suspend the provisions of sections 1705 to 1717 of this Article at its next regularly scheduled meeting. In determining the vacancy rate for Controlled Rental Units, the Committee shall consider such data as are customarily used in the rental housing industry, all available data and shall conduct its own survey. If the Committee finds that the average annual vacancy rate has thereafter fallen below five three percent (35%) for six consecutive months, the provisions of this Article shall be reimposed. The Committee shall assess the vacancy rate in Rental Units at least quarterly.~~

SECTION 9. Section 1721 is added to the City Charter to read as follows:

Section 1721. – Rental Housing Dispute Resolution Program.

The provisions of this section shall apply during any period in which the provisions of sections 1705 to 1717 of this Article are suspended pursuant to section 1718.

- (a) Definitions. The following words or phrases shall have the following meanings for purposes of this section, and shall prevail over the definitions contained in section 1702 of this Article with respect to the application of this section:
- (1) Administrator. “Administrator” means the person or entity responsible for implementing this ordinance and other administrative duties of the Rental Housing Dispute Resolution Program established by this section or regulations adopted pursuant to this section.
 - (2) Arbitration. “Arbitration” means a hearing conducted according to generally accepted rules for arbitrating disputes in Santa Clara County, unless otherwise specified in regulations adopted pursuant to this section.
 - (3) Arbitrator. “Arbitrator” means a person who possesses experience in serving as an Arbitrator or hearing officer pursuant to one of the mandatory dispute resolution ordinances related to rental housing in the region and who has completed an orientation and training session for this charter provision.
 - (4) Base Rent. “Base Rent” means the amount of Rent required to be paid by the Tenant to the Landlord in the month immediately preceding the effective date of the Rent Increase.
 - (5) Conciliation. “Conciliation” means a confidential telephone call or other contacts by the Administrator or a Mediator with a Landlord and Tenant for the purpose of resolving a Rental Housing Dispute.
 - (6) Day. “Day” means a calendar day.
 - (7) Dwelling unit. “Dwelling unit” means a room or group of internally connected rooms that have sleeping, cooking, eating and sanitation facilities, but not more than one (1) kitchen, which constitutes an independent housekeeping unit, occupied by or intended for one (1) household on a long-term basis. Types of dwellings include single-family dwellings, duplexes, multiple-family dwellings, mobile homes, townhouses and rowhouses, all of which are separately defined.
 - (8) Landlord. “Landlord” means a person or entity exercising effective control over the terms and conditions of the tenancy of a Rental Unit, including a person with such control delegated through a durable power of attorney or an owner, lessor or sublessor, or the agent, representative or successor of any of the foregoing persons who receives, or is

entitled to receive, Rent for the use and occupancy of any Rental Unit or portion thereof and is authorized to resolve any Rental Housing Disputes, including an owner, lessor or sublessor, or property manager.

- (9) Lease. "Lease" means an agreement, written or oral, implied in fact, or implied in law, in which a Landlord, for compensation, conveys the right to occupy a Rental Unit to the exclusion of others for a period of time or from period to period.
- (10) Mediation. "Mediation" means a meeting in which Landlord and Tenant have the opportunity to communicate with a Mediator to resolve a Rental Housing Dispute with confidential and neutral communications, within the meaning of the applicable provisions of the California Evidence Code.
- (11) Mediator. "Mediator" means a person who possesses experience in mediating Landlord-Tenant cases in general and who has mediation experience with at least one of the mandatory dispute resolution programs in the region, and who has completed an orientation and training session on this charter provision.
- (12) Party; parties. "Party" and "Parties" mean Landlord and Tenant collectively and individually.
- (13) Rent. "Rent" means the consideration, including any bonus, benefit or gratuity demanded or received by a Landlord for or in connection with the use or occupancy of a Rental Unit.
- (14) Rent Increase. "Rent Increase" means any additional Rent demanded of or paid by a Tenant for a Rental Unit including any Service Reduction without a corresponding reduction in Rent.
- (15) Rental Housing Dispute. "Rental Housing Dispute" means a fact-based grievance raised by any Tenant or Landlord regarding the occupancy or use of a Rental Unit limited to Rent Increases over the Threshold set forth in subsection (d) hereof, security deposits, thirty (30) day and sixty (60) day notices to vacate, maintenance and repairs, and Service Reductions, or Tenant's termination of a Lease prior to the end of the Lease term.
- (16) Rental Unit. "Rental Unit" means a Dwelling Unit existing in a single structure with three or more dwelling units being used as residential rental housing.
- (17) Service Reduction. "Service Reduction" means a reduction in the level of benefits, privileges or facilities related to the Rental Unit that have been reduced without a corresponding reduction in Rent and includes but is not limited to repairs, maintenance, painting, light, heat, water, elevator service, laundry facilities and privileges, refuse removal, furnishings, parking and other rights afforded to Tenant as set forth in a Lease for the Rental Unit.
- (18) Tenant. "Tenant" means a person or persons entitled by a Lease to occupy a Rental Unit to the exclusion of others.
- (19) Tenancy. "Tenancy" includes the lawful occupation of a Rental Unit and includes a Lease or Sublease.
- (b) Rental Housing Dispute Resolution Program.

- (1) Applicability. Each Tenant and each Landlord shall have the opportunity to utilize the Rental Housing Dispute Resolution Program. The Rental Housing Dispute Resolution Program includes three Dispute Resolution phases: Conciliation, Mediation and nonbinding Arbitration. All Rental Housing Disputes are subject to Conciliation and mandatory participation in Mediation. Rental Housing Disputes involving Rent Increases and Service Reductions may also be subject to mandatory participation in nonbinding Arbitration.
- (2) With the exception of disputes regarding security deposits, a Tenant may not participate in the Rental Housing Dispute Resolution Program unless he or she is a current Tenant of the Rental Unit.
- (3) Any Tenant or Landlord may initiate the Rental Housing Dispute Resolution Program by filing a written request for resolution of a Rental Housing Dispute within twenty-one (21) days of learning the facts giving rise to the dispute. The request must be filed with the Administrator, and must provide enough factual information to outline the basic issue or issues being raised within the definition of a Rental Housing Dispute.
- (4) Within seven (7) business days of receiving a written request for dispute resolution from a party, the Administrator will notify both Tenant and Landlord in writing that a case has been opened and will provide a copy of the request to the other party. The Administrator will initiate Conciliation and complete the Conciliation process within seven (7) days from the date the Administrator notifies the Parties a case has been opened.
- (5) If Conciliation does not resolve the dispute within the Conciliation time limit, and one of the Parties requests Mediation in writing within the Conciliation time period described above, the Administrator will send a notice to both Parties setting a Mediation date within fourteen (14) days of the notice. The Administrator shall have the authority to combine different disputes or different parties in the interest of efficiently addressing the disputes, provided that any Party may, for reasons of confidentiality or otherwise, opt out of a combined Mediation involving more than one Tenant or Landlord by notifying the Administrator.
- (6) No Party shall be obligated to reach any specific agreement, or to reach any agreement at all, as a result of participating in Conciliation or Mediation. If an agreement is reached during Mediation, the Mediator or the Parties will prepare a written agreement. Any such agreement shall be confidential and will not be enforceable or used for any other purpose outside the Rental Housing Dispute Resolution Program, unless the Parties agree the document can be disclosed or otherwise used in other proceedings.
- (7) If Mediation does not resolve the dispute, either Party may request nonbinding Arbitration in writing within seven (7) business days after the Mediation is completed. Arbitration shall be held within twenty-one (21) days after receipt of the request for Arbitration by the Administrator.
- (8) After the Rental Housing Dispute Resolution Program is initiated, any subsequent timeline may be extended by mutual consent of the Parties and the Administrator, or the Arbitrator may continue the Arbitration upon good cause shown in a written request from either Party.

- (9) Failure of a Landlord to appear and participate in good faith in any of the dispute resolution alternatives in the Rental Housing Dispute Resolution Program for a dispute involving Rent Increase in excess of the Threshold shall void the notice of Rent Increase for all purposes. Failure of the Tenant to appear and participate in any step of the Rental Housing Dispute Resolution Program shall terminate the process for the affected Tenant and if the dispute involves a Rent Increase, the Rent Increase is no longer subject to the Rental Housing Dispute Resolution Program and shall be effective the date stated in the Notice of Rent Increase.
- (10) The Parties shall exchange copies of all evidence they intend to introduce at arbitration no later than seven (7) days prior to the date of the Arbitration. Any objection to evidence proposed to be introduced by a Party will be considered by the Arbitrator at the Arbitration hearing.
- (11) The determination of the Arbitrator shall be mailed to the Parties together with written findings of fact supporting the determination within seven (7) days of the hearing. The Arbitrator's decision shall be advisory to the Parties and shall not be binding.

(c) Landlord's obligation to provide notice to tenants.

- (1) In addition to any other notice required to be given by law, Landlord shall provide all Tenants with a notice stating the Rental Unit is subject to the city's Rental Housing Dispute Resolution Program as provided in this article and that they can receive copies of this law by contacting the city. Landlord shall provide these notices to prospective and/ or affected Tenants upon Leasing a Rental Unit, renewing the Lease of a Rental Unit and with any Notice of a Rent Increase. Prior to any Rent Increase, every Landlord shall provide their Tenants a notice of Rent Increase as prescribed in this subsection. This same language shall be included in a clearly visible location on any lease or other rental agreement.
- (2) Every Landlord of a Rental Unit shall provide a Rent Increase notice as prescribed in this subsection before demanding or accepting any Rent Increase. All Rent Increase notices shall be in writing, shall show the name, address and phone number of all responsible parties including the person or entity with authority to respond to a Rental Housing Dispute, and shall be personally delivered to the Tenant(s) or posted and mailed to the Tenant(s) at the address of the Tenant's (s') Rental Unit by first-class mail, postage prepaid. Service by mail shall be presumed complete within five (5) days of mailing. This presumption may be rebutted by the Tenant(s).
- (3) In addition to all other information provided in a Rent Increase notice, each notice of Rent Increase shall substantially state in bold type:

NOTICE: Section 1721 of the Mountain View City Charter establishes a Rental Housing Dispute Resolution Program and it provides a procedure for conciliation and mediation of rental housing disputes involving rent increases greater than 7%, security deposits, 30-day and 60- day notices to vacate, maintenance and repairs, and service reductions, and disputes regarding a Tenant's termination of the lease prior to the end of the lease term. Disputes regarding rent increases greater than 7% and Service Reductions may also be subject to nonbinding arbitration. To use the program and secure additional

information about the city ordinance, you must contact Administrator [insert name and phone number] within 21 calendar days following receipt of a notice of rent increase or learning the facts giving rise to a dispute regarding a rent increase, a security deposit, 30-day and 60-day notices to vacate, maintenance and repairs, or service reductions or disputes regarding a tenant's termination of the lease prior to the end of the lease term. Further information regarding this ordinance is available on the City of Mountain View's website.

- (4) No Rent Increase shall be valid for any purpose whatsoever without substantial compliance with this subsection and any Rent Increase accomplished in violation of this subsection shall be void. However, a Landlord may cure a violation by serving the Tenant with a notice that complies with this subsection. No Landlord may take any action to enforce such an invalid Rent Increase.
- (5) Any Rent increase in violation of this subsection shall operate as a complete defense to an unlawful detainer action based on failure to pay any invalid Rent Increase. Any Tenant required to pay an invalid Rent Increase may recover all invalid Rent Increase amounts, actually paid by the Tenant, in a civil action.
- (6) It is the intent of this article that all Landlords are encouraged to provide at least ninety (90) calendar days' notice of any Rent Increase in order to allow for orderly operation of the Rental Housing Dispute Resolution Program. At a minimum, all Rent Increases shall meet the notice requirements of state law.

(d) Rent Increases.

- (1) Rent Increases for Rental Units shall be limited to one (1) increase in any consecutive twelve (12) month period unless otherwise agreed by the Parties in writing.
- (2) Rent Increases in any twelve (12) month period exceeding 7.0 percent over the Base Rent are subject to the Rental Housing Dispute Resolution Program ("Threshold").
- (3) Landlord bears the burden of proving a Rent increase in excess of Threshold is reasonable.

(e) Payment of Rent Increase during Rental Housing Dispute Resolution Program.

- (1) Every Tenant shall pay the existing Base Rent as it becomes due.
- (2) In the event the dispute remains in the Rental Housing Dispute Resolution Program past the notice period specified in the valid notice of Rent Increase, each affected Tenant shall pay the Landlord the Base Rent and the Rent Increase up to the Threshold in order to continue in the program. Landlord shall provide Tenant with a receipt acknowledging delivery of the Rent.

(f) Factors determining reasonableness of Rent Increases. The purpose of this article is to permit Landlords a fair and reasonable return on the value of their property, while at the same time protecting Tenants from arbitrary, capricious or unreasonable Rent Increases. If a Rent Increase dispute proceeds to Arbitration, the reasonableness of any portion of the Rent Increase in excess of 7.0 percent will be determined by an Arbitrator. The determination of reasonableness shall be made with reference to the following standards, unless Arbitrator determines the overall standard of reasonableness requires other standards to be applied in a given case to ensure the above stated purpose is being met:

- (1) Past history of Rent Increases for the same Rental Unit, including timing and amounts;
- (2) Market rental rates for similar Rental Units in Mountain View;
- (3) History of capital improvements, maintenance and repairs, operation and maintenance costs for the Rental Unit, including verified expenses;
- (4) Any unanticipated increases in other categories of Landlord costs for the Rental Unit within the twelve (12) months prior to the notice of Rent Increase or verified expenses to be incurred in the twelve (12) months following the date of the Rent Increase notice;
- (5) Increases in Landlord costs due to necessary upgrades or verified significant renovations incurred within twelve (12) months prior to the date of the Rent Increase notice for the Rental Unit or projected increases within the twelve (12) months following the date of the Rent Increase notice;
- (6) Vacancies in the Rental Unit and whether a vacancy was a Voluntary Vacancy;
- (7) Service Reductions for the Rental Unit during the Tenant's occupancy of the Rental Unit; and
- (8) Any serious health, safety, fire or building code violations as defined by Health and Safety Code § 17920.3.

The Arbitrator shall determine the amount of the allowable Rent Increase in excess of the threshold allowed pursuant to subsection (d) hereof, if any, in accordance with the standards enumerated in this subsection.

(g) Burden of proof at arbitration.

- (1) Landlord bears the burden of presenting evidence to the Arbitrator that the Rent Increase in excess of the Threshold is reasonable.
- (2) Tenant bears the burden of proving a Service Reduction. Tenant must prove the decrease in service was substantial and the Landlord had notice of the condition but failed to restore the service within a reasonable time after receiving notice of it. Violations of the Mountain View City Code or of this section regarding a Rental Unit must be considered. Upon finding a Service Reduction, an Arbitrator may reduce a Rent Increase, order a credit against Rent paid and/ or a reduction in future Rent based on the nature of the Service Reduction, the habitability and usability of the Rental Unit and the duration of the Service Reduction.

(h) Subpoenas. An Arbitrator may, on his/her own initiative, or at the request of a Party, issue subpoenas, or require the production of documents by a Party, provided the Party requesting the subpoena makes a showing of good cause supporting such a request. For the purposes of this section, the city council's authority to issue subpoenas is delegated to the Arbitrator, reserving to the Council full authority to issue subpoenas for the same or other purposes.

(i) Property registration and fees.

- (1) A Landlord shall register each residential Rental Unit within the City of Mountain View. The registration shall be on forms provided by the city and shall include the name and mailing address of the owner or owners of the property, the person authorized to effectively resolve Rental Housing Disputes arising under this article as well as the name,

address and telephone number of the Landlord, and the number of Rental Units at the address.

- (2) For the sole purpose of reimbursing the City of Mountain View for the reasonable costs of maintaining property registration records and related administrative systems, and the Rental Housing Dispute Resolution Program, the Landlord of each Rental Unit shall pay a fee in an amount to be set by the City of Mountain View for each Rental Unit. Should sections 1705 to 1717 of this Article be suspended pursuant to section 1718, any funds collected pursuant to section 1709(j) shall be applied to fund operations of this section 1721 prior to the imposition of any additional fees pursuant to this subsection.
- (j) Retaliation. No Landlord shall increase Rent, cause a Service Reduction, cause a Tenant to involuntarily quit the Rental Unit, bring an action to receive possession, or threaten to do any of such acts or take any other adverse action against a Tenant because of the Tenant's exercise of the Tenant's rights pursuant to this section.
- (k) Enforcement. The following shall be applicable during any time in which provisions of sections 1705 to 1717 of this Article are suspended pursuant to section 1718 and this section is in effect:
- (1) Violation of provisions of this section shall not constitute a crime.
 - (2) At any time, Tenant may bring action in the courts of the state alleging a violation by the Landlord of the provisions of this section or may seek a court order directing compliance with the provisions of this section.
 - (3) At any time, a Landlord may bring an action in the courts of the state alleging a violation by the Tenant of the provisions of this article or may seek a court order directing compliance with the provisions of this article;
 - (4) Any Rent increase in violation of this section shall operate as a complete defense to an unlawful detainer action based on failure to pay any invalid Rent Increase. Any Tenant required to pay an invalid Rent Increase may recover all invalid Rent Increase amounts, actually paid by the Tenant, in a civil action.
- (l) Nonwaiver. Any waiver or purported waiver by a tenant of rights under this section prior to the time when such rights may be exercised shall be void as contrary to public policy.

SECTION 10. Interpretation.

This Act must be interpreted so as to be consistent with all federal and state laws, rules, and regulations. It is the intent of the voters that the provisions of this Act be interpreted or implemented in a manner that facilitates the purposes set forth in this Act. The title of this Initiative and the captions preceding the sections of this Initiative are for convenience of reference only. Such title and captions shall not define or limit the scope or purpose of any provision of this Initiative. The use of the terms "including," "such as" or words of similar import when following any general term, statement or matter shall not be construed to limit such term, statement or matter to the specific items or matters, whether or not language of non-limitation is used. Rather, such terms shall be deemed to refer to all other items or matters that could reasonably fall within the broadest possible scope of such statement, term or matter. The use of the term "or" shall be construed to mean and/or.

SECTION 11. Severability.

If any provision of this Act, or part thereof, is for any reason held to be invalid or unconstitutional, the remaining provisions shall not be affected, but shall remain in full force and effect, and to this end the provisions of this Act are severable. The voters declare that this Act, and each section, sub-section, sentence, clause, phrase, part, or portion thereof, would have been adopted or passed irrespective of the fact that any one or more sections, sub-sections, sentences, clauses, phrases, part, or portion is found to be invalid. If any provision of this Act is held invalid as applied to any person or circumstance, such invalidity does not affect any application of this Act that can be given effect without the invalid application.

SECTION 12. Conflicting Ballot Measures.

In the event that this Act and another measure or measures relating to rent control and/or good cause for eviction provisions shall appear on the same City-wide election ballot, the provisions of such other measures shall be deemed to be in conflict with this Act. In the event that this Act shall receive a greater number of affirmative votes, the provisions of this Act shall prevail in their entirety and each and every provision of the other measure or measures shall be null and void in their entirety. In the event that the other measure or measures shall receive a greater number of affirmative votes, the provisions of this Act shall take effect to the extent permitted by law. If this Initiative is approved by the voters but superseded by law in whole or in part by any other Conflicting Initiative approved by the voters at the same election, and such Conflicting Initiative is later held invalid, this Initiative shall be self-executing and given full force of law.

SECTION 13. Effective Date.

In accordance with the provisions of California Elections Code § 9217, if a majority of the voters vote in favor of the Initiative, the Initiative shall go into effect ten days after the official vote count is declared by the City Council.

SECTION 14. Amendment.

Pursuant to Article XI, section 3, of the California Constitution and California Elections Code § 9217 the provisions of this Initiative may only be amended by the voters of the City of Mountain View.

CITY OF MOUNTAIN VIEW
RESOLUTION NO. 18489
SERIES 2020

A RESOLUTION WITHDRAWING THE SUBMISSION TO THE QUALIFIED ELECTORS OF THE CITY OF A CERTAIN MEASURE RELATING TO A PROPOSED INITIATIVE CHARTER AMENDMENT AT THE GENERAL MUNICIPAL ELECTION TO BE HELD ON TUESDAY, NOVEMBER 3, 2020, AS CALLED BY RESOLUTION NO. 18474

WHEREAS, a General Municipal election on Tuesday, November 3, 2020 has been called by Resolution No. 18474, adopted on June 23, 2020 to submit a proposed initiative Charter amendment to the qualified electors of the City of Mountain View; and

WHEREAS, upon receipt of a letter of withdrawal from the initiative proponents on August 7, 2020, the City Council desires to rescind the ballot question relating to a proposed Charter amendment measure; and

WHEREAS, measure letter "D" has been assigned to the measure by the County Registrar of Voters; and

NOW, THEREFORE, BE IT RESOLVED by the City Council of the City of Mountain View as follows:

Section 1. That the City Council, pursuant to its right and authority, does order repealed Resolution No. 18474 to remove the following question from the General Municipal Election:

Shall the City Charter be amended to: limit rent increase protections under the Community Stabilization and Fair Rent Act (CSFRA) to households earning 100% of median income or less; limit annual fees to \$100 per unit; prohibit paying Rental Housing Committee members; suspend the CSFRA when vacancy rates equal or exceed 3% and enact programs during suspension, including a rental registry, annual landlord fee, and nonbinding mediation for rent increases over 7% and other disputes?	YES
	NO

Section 2. That in all particulars not recited in this resolution, the election shall be held and conducted as provided by law for holding municipal elections.

Section 3. That the City Clerk shall certify to the passage and adoption of this resolution and enter it into the book of original resolutions.

The foregoing Resolution was regularly introduced and adopted at a Special Meeting of the City Council of the City of Mountain View, duly held on the 11th day of August 2020, by the following vote:

AYES: Councilmembers Clark, Hicks, Matichak, McAlister, Ramirez, Vice Mayor Kamei, and Mayor Abe-Koga

NOES: None

ABSENT: None

ATTEST:

APPROVED:



LISA NATUSCH
CITY CLERK



MARGARET ABE-KOGA
MAYOR

I do hereby certify that the foregoing Resolution was passed and adopted by the City Council of the City of Mountain View at a Special Meeting held on the 11th day of August 2020, by the foregoing vote.



City Clerk
City of Mountain View

IN/1/RESO/428-08-11-20r

Exhibit: A. Letter of Withdrawal from the Proponents of the Initiative Measure, Dated August 7, 2020

NIELSEN MERKSAMER
NIELSEN MERKSAMER PARRINELLO GROSS & LEONI LLP

RECEIVED
AUG 07 2020
CITY CLERK

POLITICAL &
GOVERNMENT

LAW
ADVOCACY
LITIGATION

August 7, 2020

Lisa Natusch, City Clerk
City of Mountain View
500 Castro Street
Mountain View, California 94041

VIA HAND-DELIVERY

Re: The Mountain View Homeowner, Renter, and Taxpayer
Protection Initiative

Dear Ms. Natusch:

For your immediate attention, enclosed please find an official communication from the proponents of the "The Mountain View Homeowner, Renter, and Taxpayer Protection Initiative," withdrawing the measure pursuant to newly-enacted Elections Code § 9266.5

Please do not hesitate to contact me should you have any questions. Thank you for your assistance.

Sincerely,



Christopher E. Skinnell

Attachments

[CES2223.03]

SAN FRANCISCO BAY AREA
2350 KERNER BLVD, SUITE 250
SAN RAFAEL, CA 94901
T 415.389.6800 F 415.388.6874

SACRAMENTO
1415 L STREET, SUITE 1200
SACRAMENTO, CA 95814
T 916.446.6752 F 916.446.6106

PROponents' NOTICE OF INTENT TO WITHDRAW INITIATIVE


Please be advised that we hereby withdraw the "The Mountain View Homeowner, Renter, and Taxpayer Protection Initiative," a proposed amendment to the Mountain View Charter, of which we are the official proponents, pursuant to Elections Code § 9266.5. That Section, enacted as part of urgency legislation this October (Senate Bill 681), reads:

The proponent of a measure proposing to amend a charter may withdraw the charter amendment at any time before the 88th day before the election, whether or not the petition has already been found sufficient by the elections official.

The City Council has called an election for the measure at the statewide primary election on November 3, 2020. The 88th day prior to that election is August 7, 2020.



Bryan Danforth



John M. Inks

CITY OF MOUNTAIN VIEW
RESOLUTION NO. 18525
SERIES 2020

A RESOLUTION OF THE CITY COUNCIL OF THE CITY OF MOUNTAIN VIEW
RECITING THE FACT AND DECLARING THE RESULTS OF THE
GENERAL MUNICIPAL ELECTION HELD ON NOVEMBER 3, 2020 FOR THE
ELECTION OF FOUR MEMBERS TO THE CITY COUNCIL AND FOR
BALLOT MEASURE C

WHEREAS, a General Municipal Election was held on Tuesday, November 3, 2020, to elect four members to the City Council and submit to the voters an ordinance relating to oversized vehicle parking on narrow streets (Measure C); and

WHEREAS, the Registrar of Voters of the County of Santa Clara canvassed the returns of the election and has certified the results to this City Council in accordance with the appropriate provisions of the California Elections Code (Exhibit A);

NOW, THEREFORE, BE IT RESOLVED by the City Council of the City of Mountain View:

1. That the total number of ballots cast in the City of Mountain View was 35,317, and that a full and correct copy of the statement of results of said election for four Council seats and for Measure C were canvassed and certified by the County Registrar of Voters, attached hereto as Exhibit A and incorporated herein by reference.

2. That, at said election, Margaret Abe-Koga, Sally J. Lieber, Lisa Matichak, and Pat Showalter received the highest number of votes for the four Council seats for full four-year terms and have been declared elected as Councilmembers:

Candidate	Votes Received	Percentage of Votes Received
Margaret Abe-Koga	17,125	16.67%
Sally J. Lieber	14,276	13.90%
Lisa Matichak	12,955	12.61%
Pat Showalter	12,060	11.74%

3. That, at said election, a majority of the voters voting on Measure C – Ordinance No. 15.19 Relating to Oversized Vehicle Parking on Narrow Streets, voted in favor of the measure and that the measure shall be deemed adopted:

Measure C – Ordinance No. 15.19 Relating to Oversized Vehicle Parking on Narrow Streets

Shall City of Mountain View Ordinance 15.19, which prohibits parking of oversized vehicles (such as recreational vehicles, boats and large trucks) except wheelchair-accessible vans with a valid disabled placard and those exempted for short duration activities (such as loading and unloading, and emergency vehicles) on narrow streets 40 feet or less in width, be adopted?

Measure C – Ordinance No. 15.19 Relating to Oversized Vehicle Parking on Narrow Streets	Votes Received	Percentage of Votes Received
Yes	18,455	56.59%
No	14,159	43.41%

4. That the number of votes given at each precinct and the number of votes given in the City to each of the persons above named for the respective offices for which the persons were candidates and for or against Measure C are as listed in the attached Exhibit A as required by Elections Code 10264(e).

5. That the City Clerk of the City of Mountain View is hereby instructed to enter this resolution on the minutes of the City Council as a statement of the results of the 2020 General Municipal Election.

The foregoing Resolution was regularly introduced and adopted at a Regular Meeting of the City Council of the City of Mountain View, duly held on the 8th day of December 2020, by the following vote:

AYES: Councilmembers Clark, Hicks, Matichak, McAlister, Ramirez, Vice Mayor Kamei, and Mayor Abe-Koga

NOES: None

ABSENT: None

ATTEST:



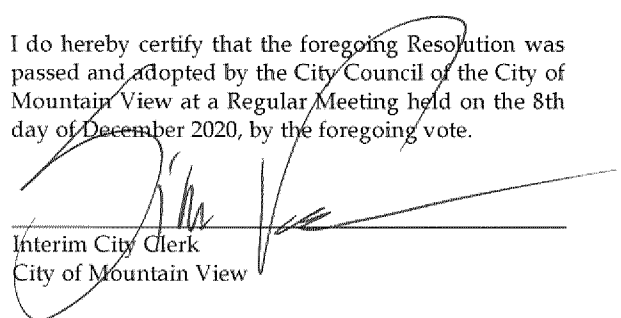
SILVIA VONDERLINDEN
INTERIM CITY CLERK

APPROVED:



MARGARET ABE-KOGA
MAYOR

I do hereby certify that the foregoing Resolution was passed and adopted by the City Council of the City of Mountain View at a Regular Meeting held on the 8th day of December 2020, by the foregoing vote.



Interim City Clerk
City of Mountain View


SV/WW/6/RESO
428-12-08-20r

Exhibit: A. Certificate of Election Results

County of Santa Clara

Registrar of Voters

1555 Berger Drive, Bldg. 2
San Jose, CA 95112
Mailing Address: P.O. Box 611360, San Jose, CA 95161-1360
(408) 299-VOTE (8683) 866-430-VOTE (8683) FAX: (408) 998-7314
www.sccvote.org



December 3, 2020

Ms. Silvia Vonderlinden, Interim City Clerk
City of Mountain View
500 Castro Street, 3rd Floor
Mountain View, CA 94041

RE: Certification of Election Results – November 3, 2020 Presidential General Election

Dear Ms. Vonderlinden:

Enclosed are the Certificate of Election Results, Official Results, and the Statement of Votes for the contest(s) in your jurisdiction.

Pursuant to Elections Code Section 15400, the Governing Board should accept the Statement of Votes and Certificate of Election Results, and declare the totals to be the final results of the election.

Please contact Election Division Coordinator Bren Lehr at 408-282-3041 should you have questions or need anything further.

Sincerely,

Bren Lehr
Registrar of Voters

Enclosures

CERTIFICATE OF ELECTION RESULTS

STATE OF CALIFORNIA)
) ss.
COUNTY OF SANTA CLARA)

I, Shannon Bushey, Registrar of Voters of the County of Santa Clara, State of California, hereby declare:


1. A Presidential General Election was held in the County of Santa Clara, for the **City of Mountain View**, on November 3, 2020 for the purpose of electing **Four (4) Council Members** to the Governing Board.

2. The official canvass of the returns of this election was conducted by the Office of the Registrar of Voters in accordance with the appropriate provisions of the Elections Code of the State of California.

3. The Statement of Votes Cast, now on file in my office and attached hereto, shows the number of votes for each candidate for the Governing Board of the **City of Mountain View** and in each of the precincts and that the total shown for each candidate are true and correct.

WITNESS my hand and Official Seal this 3rd day of December 2020.

Shannon Bushey
Shannon Bushey, Registrar of Voters



CERTIFICATE OF ELECTION RESULTS

STATE OF CALIFORNIA)
) ss.
COUNTY OF SANTA CLARA)

I, Shannon Bushey, Registrar of Voters of the County of Santa Clara, State of California, hereby declare:


1. A Presidential General Election was held in the County of Santa Clara, in the **City of Mountain View**, on November 3, 2020 for the purpose of submitting the following measure to the voters:

C Shall City of Mountain View Ordinance No.15.19, which prohibits parking of oversized vehicles (such as recreational vehicles, boats and large trucks) except wheelchair-accessible vans with valid disabled placard and those exempted for short duration activities (such as loading and unloading, and emergency vehicles) on narrow streets 40 feet or less in width, be adopted?

2. The official canvass of the returns of the election was conducted by the Office of the Registrar of Voters in accordance with the appropriate provisions of the Elections Code of the State of California.

3. The Statement of Votes Cast, now on file at my office, shows the whole number of votes cast for **Measure C** in each of the precincts and the total shown is true and correct.

WITNESS my hand and Official Seal this 3rd day of December 2020.



Shannon Bushey
Shannon Bushey, Registrar of Voters

CA_Santa Clara_report_1606944856907

Report: CA_Santa Clara_report_1606944856907

Contest List			
Contest Name	Choice Name	Total Votes	Percent of Votes
President and Vice President	Joseph R. Biden / Kamala D. Harris	617,967	72.64%
	Donald J. Trump / Michael R. Pence	214,612	25.23%
	Jo Jorgensen / Jeremy 'Spike' Cohen	9,131	1.07%
	Howie Hawkins / Angela Nicole Walker	4,040	0.47%
	Roque 'Rocky' De La Fuente Guerra / Kanye Omari West	2,623	0.31%
	Gloria La Riva / Sunil Freeman	2,149	0.25%
	Brian Carroll / Amar Patel	151	0.02%
	Jesse Ventura / Cynthia Mckinney	29	0.00%
	Mark Charles / Adrian Wallace	24	0.00%
	Joseph Kishore / Norissa Santa Cruz	8	0.00%
	Brock Pierce / Karla Ballard	7	0.00%
17th Congressional	Ro Khanna	158,483	71.54%
	Ritesh Tandon	63,044	28.46%
18th Congressional	Anna G. Eshoo	157,044	61.65%
	Rishi Kumar	97,694	38.35%
19th Congressional	Zoe Lofgren	224,385	71.68%
	Justin James Aguilera	88,642	28.32%
20th Congressional	Jimmy Panetta	5,158	76.29%
	Jeff Gorman	1,603	23.71%
13th State Senate	Josh Becker	118,799	76.20%
	Alexander Glew	37,111	23.80%
15th State Senate	Dave Cortese	212,207	54.78%
	Ann M. Ravel	175,203	45.22%
17th State Senate	John Laird	66,543	64.74%
	Vicki Nohrden	36,244	35.26%
24th Assembly	Marc Berman	114,263	73.65%
	Peter Ohtaki	40,871	26.35%
25th Assembly	Alex Lee	91,746	70.48%
	Bob Brunton	38,429	29.52%
27th Assembly	Ash Kalra	127,772	72.65%

	G. Burt Lancaster	48,112	27.35%
28th Assembly	Evan Low	166,733	71.65%
	Carlos Rafael Cruz	65,976	28.35%
29th Assembly	Mark Stone	32,973	67.90%
	Shomir Banerjee	15,587	32.10%
30th Assembly	Robert Rivas	35,781	63.73%
	Gregory Swett	20,365	36.27%
Judge - Superior Court Office #24	Stuart J. Scott	544,151	100.00%
County Supervisor, District 3	Otto Lee	85,663	60.49%
	Kansen Chu	55,946	39.51%
Board of Education, Trustee Area #1, Governing Board	Grace H. Mah	53,033	52.00%
	Melissa Baten Caswell	48,947	48.00%
Board of Education, Trustee Area #4, Governing Board	Joseph S. Di Salvo	53,488	47.21%
	Ketzal Gómez	39,369	34.75%
	Lucia Garcia	20,430	18.03%
Board of Education, Trustee Area #5, Governing Board	Victoria Chon	48,532	53.43%
	Anna E. Song	42,296	46.57%
San Benito Board of Education, District 1, Governing Board	Mary Anne Filice	30	45.45%
	Elizabet Zepeda Gonzalez	25	37.88%
	Shawn P. Herrera	11	16.67%
Foothill-De Anza Community College District, Governing Board	Gilbert Wong	104,246	29.73%
	Peter Landsberger	98,460	28.08%
	Laura Casas	96,029	27.38%
	Govind Tatachari	51,943	14.81%
Gavilan Joint Community College District, Trustee Area #4, Governing Board	Patricia Mondragon	5,591	61.42%
	Mark Dover	3,512	38.58%
San Jose-Evergreen Community College District, Trustee Area #1, Governing Board	Bob Livengood	24,896	58.78%
	Rudy Nasol	17,458	41.22%
San Jose-Evergreen Community College District, Trustee Area #7, Governing Board	Omar Torres	15,567	47.52%
	Aimée Escobar	6,746	20.59%
	Alicia 'Ali' Victoria Sapirman	6,592	20.12%
	Joseph Scotte Heady-perez	3,851	11.76%
West Valley-Mission Community College District, Trustee Area #1, Governing Board	Karl Watanabe	10,297	51.66%
	Peter Kuo	9,634	48.34%
West Valley-Mission Community College District, Trustee Area #2, Governing Board	Robert T. Owens	13,457	68.78%
	Nicholas Song Stampolis	6,109	31.22%
Gilroy Unified School District, Governing Board, Trustee Area 2	Mark W. Good	3,033	65.09%
	Nirza Starks	1,627	34.91%
Gilroy Unified School District, Governing Board, Trustee Area 6	Melissa Nicholson Aguirre	1,952	68.56%
	Bc Doyle	895	31.44%
Gilroy Unified School District, Governing Board,	Michelle Nelson	3,194	64.54%

Trustee Area 3, Short Term	Jonathan Hurtado	1,120	22.63%
	Kevin Moller	635	12.83%
Morgan Hill Unified School District, Trustee Area 5, Governing Board	Ivan Rosales Montes	2,809	61.57%
	Pam G. Torrasi	1,753	38.43%
Palo Alto Unified School District, Governing Board	Jennifer Dibrienza	20,584	24.34%
	Jesse Fletcher Ladomirak	17,720	20.96%
	Todd Collins	14,373	17.00%
	Katie Causey	12,560	14.85%
	Karna Nisewaner	11,547	13.66%
	Matthew Nagle	7,772	9.19%
San Jose Unified School District, Trustee Area #1, Governing Board	Teresa Castellanos	10,545	79.69%
	Anthony Macías	2,687	20.31%
San Jose Unified School District, Trustee Area #3, Governing Board	Carla Drina Collins	7,690	35.46%
	Tomara Hall	6,027	27.79%
	Kristen Brown	4,754	21.92%
	Carol Myers	3,215	14.83%
Santa Clara Unified School District, Trustee Area #2, Governing Board	Bonnie Lieberman	28,797	41.36%
	Albert Gonzalez	27,009	38.79%
	Mark Richardson	13,818	19.85%
Santa Clara Unified School District, Trustee Area #3, Governing Board	Michele Ryan	25,810	53.50%
	Andrew Knaack	22,437	46.50%
Campbell Union High School District, Governing Board, Trustee Area 4	Linda Goytia	11,205	65.61%
	Basil Saleh	5,873	34.39%
East Side Union High School District, Governing Board	Pattie Cortese	96,334	34.40%
	Bryan Do	68,125	24.33%
	Patricia Martínez-roach	64,143	22.90%
	Chrystine Villarreal	51,458	18.37%
Mountain View-Los Altos Union High School District, Governing Board	Sanjay Dave	25,650	34.96%
	Phil Faillace	24,562	33.47%
	Laura Teksler	23,168	31.57%
Alum Rock Union School District, Governing Board	Corina Herrera-loera	18,431	37.07%
	Scott Hung Pham	8,959	18.02%
	Brenda Pinal Zendejas	8,735	17.57%
	Dolores Marquez	7,360	14.80%
	Joe Corona	6,238	12.55%
Berryessa Union School District, Governing Board	Khoa Nguyen	22,718	55.01%
	Jai Srinivasan	10,138	24.55%
	Richard I. Claspill	8,444	20.45%
Cupertino Union School District, Governing Board	Sylvia Leong	34,712	37.86%
	Phyllis Vogel	24,466	26.69%

	Sudha Kasamsetty	22,139	24.15%
	William Fluewelling	10,360	11.30%
Evergreen School District, Governing Board	Leila Welch	24,505	38.38%
	Patti Andrade	14,703	23.03%
	Madan Bellam	13,262	20.77%
	Tom Huff	11,381	17.82%
Loma Prieta Joint Union School District, Governing Board	Alexandra Hall	307	34.69%
	Erin Asheghian	305	34.46%
	Stacy Kissner	273	30.85%
Luther Burbank School District, Governing Board, Full Term	Jean Tseng	720	42.50%
	Michael Rowe	542	32.00%
	Mark S. Lemucchi	432	25.50%
Luther Burbank School District, Governing Board, Short Term	Jesus Omar Salazar	872	74.72%
	Antonio Perez	295	25.28%
Moreland School District, Governing Board, Trustee Area 1	Shelly Hong	2,142	55.28%
	Julie Reynolds-grabbe	1,733	44.72%
Mountain View Whisman School District, Governing Board	Laura Ramirez Berman	17,454	30.69%
	Laura Blakely	13,448	23.65%
	Christopher Kent Chiang	13,433	23.62%
	Patrick Neschleba	7,959	14.00%
	Manny Velasco	4,571	8.04%
Mount Pleasant School District, Governing Board	Melissa Got-lopez	4,046	35.84%
	Derek Grasty	2,797	24.78%
	Antonio Perez, Jr.	2,367	20.97%
	Wendy Nichols	2,078	18.41%
Oak Grove School District, Trustee Area #1, Governing Board	Beija Gonzalez	3,634	48.73%
	Allie Hughes	2,422	32.48%
	Tim Tom	1,401	18.79%
Oak Grove School District, Trustee Area #4, Governing Board	Carla Hernandez	6,527	74.00%
	John Mackey	2,293	26.00%
Orchard School District, Governing Board	Karl Raymond Jacobson	1,984	30.29%
	Diana Nazari	1,729	26.40%
	Katherine Kasolas	1,431	21.85%
	Joseph Zanone	1,406	21.47%
Saratoga Union School District, Governing Board	Melissa Stanis	4,664	25.04%
	Scott Adler	4,207	22.59%
	Sunita Verma	4,031	21.64%
	Azadeh H. Weber	3,062	16.44%
	Cecile V. Cohen-jonathan	2,660	14.28%
City of Campbell, Council Member, District 1	Susan M. Landry	1,380	40.20%
	Anne Souza	1,175	34.23%

	Terry Hines	878	25.58%
City of Campbell, Council Member, District 2	Sergio Lopez	2,264	52.66%
	Carol Hoffman	2,035	47.34%
City of Cupertino, Council Member	Hung Wei	11,513	25.69%
	Kitty Moore	10,893	24.30%
	Steven Scharf	9,567	21.35%
	Joseph 'J.r.' Fruen	9,534	21.27%
	Charlene Shulien Lee	3,312	7.39%
City of Gilroy, Mayor	Marie Blankley	16,046	68.86%
	Reid Lerner	7,256	31.14%
City of Gilroy, Council Member	Zach Hilton	12,814	25.17%
	Fred M. Tovar	11,808	23.19%
	Rebeca Armendariz	10,375	20.38%
	Carol Marques	8,372	16.44%
	Danny Mitchell	7,543	14.82%
City of Los Altos, Council Member	Sally Meadows	9,630	21.01%
	Lynette Lee Eng	9,042	19.73%
	Jonathan D. Weinberg	8,139	17.76%
	Kuljeet Kalkat	7,800	17.02%
	Scott Spielman	5,997	13.08%
	Terri Couture	3,976	8.68%
	Alex Rubashevsky	1,248	2.72%
Town of Los Altos Hills, Council Member	Linda G. Swan	2,617	20.76%
	Stanley Q. Mok	2,532	20.09%
	Lisa H. Schmidt	2,495	19.79%
	Jay T. Sutaria	2,494	19.79%
	Raj Reddy	2,467	19.57%
Town of Los Gatos, Council Member, Full Term	Maria Ristow	7,244	25.06%
	Matthew Hudes	6,887	23.82%
	Heidi Owens	6,402	22.15%
	D. Michael Kane	5,164	17.86%
	Larry Maggio	3,211	11.11%
Town of Los Gatos, Council Member, Short Term	Mary Badame	10,221	68.04%
	Rob Stephenson	4,800	31.96%
City of Milpitas, Mayor	Rich Tran	19,144	68.50%
	Voltaire S. Montemayor	4,699	16.81%
	Pete 'Primo' Mchugh	4,103	14.68%
City of Milpitas, Council Member	Anthony Phan	9,224	19.69%
	Evelyn Chua	8,762	18.70%
	Bob Nuñez	7,576	16.17%

	Tiffany Vuong	7,295	15.57%
	Julian Jose Nool Hilario, Jr.	5,626	12.01%
	Suraj 'Sun' Viswanathan	5,538	11.82%
	Robert Marini	2,528	5.40%
	Demetress Morris	299	0.64%
City of Monte Sereno, Council Member	Rowena Turner	1,138	31.89%
	Bryan Mekechuk	1,016	28.47%
	Burton Craig	969	27.15%
	Daniel Labouve	446	12.50%
City of Morgan Hill, Mayor	Rich Constantine	16,753	90.08%
	Steve Chappell	1,845	9.92%
City of Morgan Hill, Council Member, District A	Gino Borgioli	2,082	41.75%
	Larry Carr	1,721	34.51%
	Julie D. Raia	1,184	23.74%
City of Morgan Hill, Council Member, District C	Rene Angelo Spring	3,159	68.70%
	Juan Miguel Munoz-morris	1,439	31.30%
City of Mountain View, Council Member	Margaret Abe-koga	17,125	16.67%
	Sally J. Lieber	14,276	13.90%
	Lisa Matichak	12,955	12.61%
	Pat Showalter	12,060	11.74%
	Alex Núñez	12,002	11.68%
	José Gutiérrez	10,185	9.91%
	Leonard 'Lenny' Siegel	9,972	9.71%
	John Lashlee	7,696	7.49%
	Paul Roales	6,460	6.29%
City of Palo Alto, Council Member	Patrick Burt	14,353	13.35%
	Lydia Kou	13,424	12.49%
	Greg Lin Tanaka	12,920	12.02%
	Greer Stone	12,005	11.17%
	Ed Lauing	11,163	10.38%
	Raven Malone	10,804	10.05%
	Steven Lee	10,299	9.58%
	Carolyn Templeton	9,912	9.22%
	Rebecca Eisenberg	7,793	7.25%
	Ajit Varma	4,845	4.51%
City of San Jose, District Council Member, # 4	David Cohen	20,030	51.33%
	Lan Diep	18,993	48.67%
City of San Jose, District Council Member, # 6	Devora "Dev" Davis	24,340	53.87%
	Jake Tonkel	20,840	46.13%
City of Santa Clara, Member, City Council, District 1	Kathy Watanabe	3,121	53.52%
	Harbir K. Bhatia	2,710	46.48%

City of Santa Clara, Member, City Council, District 4	Kevin Nara Park	3,873	57.24%
	Teresa O'neill	2,893	42.76%
City of Santa Clara, Member, City Council, District 5	Suds Jain	4,335	60.61%
	Bob O'keefe	2,817	39.39%
City of Santa Clara, Member, City Council, District 6	Anthony J. Becker	3,452	40.20%
	Robert L. Mezzetti, II	3,157	36.76%
	Gautam 'Gary' Barve	1,979	23.04%
City of Santa Clara, City Clerk	Hosam Haggag	33,548	100.00%
City of Santa Clara, Chief of Police	Pat Nikolai	33,880	100.00%
City of Saratoga, Council Member	Tina Walia	7,181	23.88%
	Kookie Fitzsimmons	5,694	18.94%
	Renee Paquier	4,546	15.12%
	Belal Aftab	4,525	15.05%
	Doug Case	4,131	13.74%
	John Fitzpatrick	3,992	13.28%
City of Sunnyvale, Mayor	Larry Klein	18,438	36.05%
	Nancy Smith	17,240	33.71%
	Michael S. Goldman	15,461	30.23%
City of Sunnyvale, Council Member, District 2	Alysa Cisneros	4,242	53.66%
	Josh Grossman	2,596	32.84%
	Hina Siddiqui	1,067	13.50%
City of Sunnyvale, Council Member, District 4	Russ Melton	5,670	71.26%
	Paul Joseph Lesevic-campos	2,287	28.74%
City of Sunnyvale, Council Member, District 6	Omar Din	3,473	42.91%
	Charlotte Thornton	2,653	32.78%
	Leia Mehlman	1,967	24.30%
Cupertino Sanitary, Director	Angela Chen	16,740	34.66%
	William A. 'Bill' Bosworth	11,731	24.29%
	John M. Gatto	11,164	23.12%
	Joyce Stanford	8,658	17.93%
El Camino Healthcare, Director	Carol Ann Somersille	38,718	21.23%
	John Zoglin	38,520	21.12%
	Julia E. Miller	38,454	21.09%
	Jane Chen Lombard	34,538	18.94%
	Meghan Fraley	32,133	17.62%
Midpeninsula Open Space, Ward 3, Director	Jed Cyr	21,436	69.30%
	Ed Riffle	9,495	30.70%
Santa Clara Valley Open Space Authority, District 1, Director	Alex Kennett	44,810	55.04%
	Robert Howell	36,598	44.96%
Santa Clara Valley Open Space Authority, District 4, Director	Dorsey Moore	48,517	72.75%

	Janis Joyce Hall	18,169	27.25%
State Proposition 14 - Initiative Statute - Stem Cell Research Bonds	Yes	455,169	56.01%
	No	357,516	43.99%
State Proposition 15 - Constitutional Amendment - Public School Funding	Yes	459,613	55.59%
	No	367,231	44.41%
State Proposition 16 - Constitutional Amendment - Diversity Policies	No	430,002	52.67%
	Yes	386,465	47.33%
State Proposition 17 - Constitutional Amendment - Voting Rights After Prison Term	Yes	531,219	64.47%
	No	292,760	35.53%
State Proposition 18 - Constitutional Amendment - Voting Rights Eligibility	No	427,521	51.84%
	Yes	397,144	48.16%
State Proposition 19 - Constitutional Amendment - Property Tax Rules	Yes	448,213	55.62%
	No	357,674	44.38%
State Proposition 20 - Initiative Statute - Parole Restriction	No	512,943	63.66%
	Yes	292,832	36.34%
State Proposition 21 - Initiative Statute - Rent Control	No	463,985	57.00%
	Yes	350,065	43.00%
State Proposition 22 - Initiative Statute - Delivery Companies Employee Benefits	Yes	437,271	53.16%
	No	385,247	46.84%
State Proposition 23 - Initiative Statute - Dialysis Treatment	No	491,885	60.65%
	Yes	319,139	39.35%
State Proposition 24 - Initiative Statute - Consumer Privacy Law Amendment	Yes	475,444	58.66%
	No	335,079	41.34%
State Proposition 25 - Referendum - Money Bail System Replacement	Yes	422,364	52.58%
	No	380,969	47.42%
Measure A - Town of Los Gatos, Finance Commission	Yes	9,452	56.63%
	No	7,238	43.37%
Measure B - Town of Los Gatos, Term Limits	Yes	14,561	82.41%
	No	3,107	17.59%
Measure C - City of Mountain View, Municipal Code Amendment	Yes	18,455	56.59%
	No	14,159	43.41%
Measure E - City of Santa Clara, Transient Occupancy Tax	Yes	33,183	73.57%
	No	11,923	26.43%
Measure F - City of Milpitas, Use Tax	Yes	17,041	60.36%
	No	11,192	39.64%
Measure G - City of San Jose, Charter Amendment	Yes	302,315	77.25%
	No	89,056	22.75%
Measure H - City of San Jose, Cardroom Tax	Yes	285,756	72.63%
	No	107,682	27.37%
Measure I - San Jose - Evergreen Community College District, Parcel Tax	Yes	210,213	61.82%
	No	129,847	38.18%

Measure J - San Jose - Evergreen Community College District, School Bonds	Bonds Yes	179,139	53.09%
	Bonds No	158,283	46.91%
Measure K - Franklin-McKinley School District, Parcel Tax	Yes	22,012	70.61%
	No	9,164	29.39%
Measure L - Campbell Union High School District, Parcel Tax	Yes	63,722	61.82%
	No	39,359	38.18%
Measure M - Fremont Union High School District, Parcel Tax	Yes	69,991	73.67%
	No	25,013	26.33%
Measure N - Loma Prieta Joint Union School District, Parcel Tax	Yes	455	70.54%
	No	190	29.46%
Measure O - Palo Alto Unified School District, Parcel Tax	Yes	31,194	77.44%
	No	9,088	22.56%
Measure P - Evergreen Elementary School District, School Bonds	Bonds Yes	26,413	56.20%
	Bonds No	20,588	43.80%
Measure Q - Mount Pleasant Elementary School District, School Bonds	Bonds Yes	5,621	65.73%
	Bonds No	2,931	34.27%
Measure R - Cambrian School District, School Bonds	Bonds Yes	9,235	61.17%
	Bonds No	5,862	38.83%
Measure S - Santa Clara Valley Water District, Parcel Tax	Yes	609,100	75.06%
	No	202,399	24.94%
Measure T - Santa Clara Valley Open Space Authority, Parcel Tax	Yes	455,032	81.35%
	No	104,288	18.65%
Measure RR - Peninsula Corridor Joint Powers Board Caltrain, Sales Tax	Yes	528,238	66.13%
	No	270,494	33.87%
Voting Data			
Registered Voters		1,019,309	
Ballots Cast		863,964	
Total Num. Precincts		596	
Precinct Reporting		-	
Voter Turnout		85%	

Election Summary Report

General Election

Santa Clara

November 03, 2020

Official Final Results

Elector Group	Counting Group	Voters Cast	Registered Voters	Turnout
Total	Precinct	60,005		5.89%
	Vote by Mail	803,959		78.87%
	Total	863,964	1,019,309	84.76%

Precincts Reported: 596 of 596 (100.00%)

Voters Cast: 863,964 of 1,019,309 (84.76%)

President and Vice President (Vote for 1)

Precincts Reported: 596 of 596 (100.00%)

		Total	
Times Cast		863,964 / 1,019,309	84.76%
Candidate	Party	Total	
JOSEPH R. BIDEN / KAMALA D. HARRIS	DEM	617,967	72.64%
DONALD J. TRUMP / MICHAEL R. PENCE	REP	214,612	25.23%
JO JORGENSEN / JEREMY "SPIKE" COHEN	LIB	9,131	1.07%
HOWIE HAWKINS / ANGELA NICOLE WALKER	GRN	4,040	0.47%
ROQUE "ROCKY" DE LA FUENTE GUERRA / KANYE OMARI WEST	AI	2,623	0.31%
GLORIA LA RIVA / SUNIL FREEMAN	PF	2,149	0.25%
Write-in		219	0.03%
Total Votes		850,741	
		Total	
BRIAN CARROLL / AMAR PATEL	WRITE-IN	151	0.02%
JESSE VENTURA / CYNTHIA MCKINNEY	WRITE-IN	29	0.00%
MARK CHARLES / ADRIAN WALLACE	WRITE-IN	24	0.00%
JOSEPH KISHORE / NORISSA SANTA CRUZ	WRITE-IN	8	0.00%
BROCK PIERCE / KARLA BALLARD	WRITE-IN	7	0.00%

17th Congressional (Vote for 1)

Precincts Reported: 146 of 146 (100.00%)

		Total	
Times Cast		234,162 / 275,766	84.91%
Candidate	Party	Total	
RO KHANNA	DEM	158,483	71.54%
RITESH TANDON	REP	63,044	28.46%
Total Votes		221,527	

18th Congressional (Vote for 1)

Precincts Reported: 204 of 204 (100.00%)

		Total	
Times Cast		292,226 / 332,297	87.94%
Candidate	Party	Total	
ANNA G. ESHOO	DEM	157,044	61.65%
RISHI KUMAR	DEM	97,694	38.35%
Total Votes		254,738	

19th Congressional (Vote for 1)

Precincts Reported: 235 of 235 (100.00%)

		Total	
Times Cast		330,512 / 402,141	82.19%
Candidate	Party	Total	
ZOE LOFGREN	DEM	224,385	71.68%
JUSTIN JAMES AGUILERA	REP	88,642	28.32%
Total Votes		313,027	

20th Congressional (Vote for 1)

Precincts Reported: 11 of 11 (100.00%)

		Total	
Times Cast		7,064 / 9,105	77.58%
Candidate	Party	Total	
JIMMY PANETTA	DEM	5,158	76.29%
JEFF GORMAN	REP	1,603	23.71%
Total Votes		6,761	

13th State Senate (Vote for 1)

Precincts Reported: 96 of 96 (100.00%)

		Total	
Times Cast		166,187 / 189,361	87.76%
Candidate	Party	Total	
JOSH BECKER	DEM	118,799	76.20%
ALEXANDER GLEW	REP	37,111	23.80%
Total Votes		155,910	

15th State Senate (Vote for 1)

Precincts Reported: 325 of 325 (100.00%)

		Total	
Times Cast		449,212 / 533,759	84.16%
Candidate	Party	Total	
DAVE CORTESE	DEM	212,207	54.78%
ANN M. RAVEL	DEM	175,203	45.22%
Total Votes		387,410	

17th State Senate (Vote for 1)

Precincts Reported: 89 of 89 (100.00%)

		Total	
Times Cast		108,845 / 129,520	84.04%
Candidate	Party	Total	
JOHN LAIRD	DEM	66,543	64.74%
VICKI NOHRDEN	REP	36,244	35.26%
Total Votes		102,787	

24th Assembly (Vote for 1)

Precincts Reported: 96 of 96 (100.00%)

		Total	
Times Cast		168,695 / 192,204	87.77%
Candidate	Party	Total	
MARC BERMAN	DEM	114,263	73.65%
PETER OHTAKI	REP	40,871	26.35%
Total Votes		155,134	

25th Assembly (Vote for 1)

Precincts Reported: 109 of 109 (100.00%)

		Total	
Times Cast		139,989 / 167,588	83.53%
Candidate	Party	Total	
ALEX LEE	DEM	91,746	70.48%
BOB BRUNTON	REP	38,429	29.52%
Total Votes		130,175	

27th Assembly (Vote for 1)

Precincts Reported: 103 of 103 (100.00%)

		Total	
Times Cast		189,410 / 238,740	79.34%
Candidate	Party	Total	
ASH KALRA	DEM	127,772	72.65%
G. BURT LANCASTER	REP	48,112	27.35%
Total Votes		175,884	

28th Assembly (Vote for 1)

Precincts Reported: 190 of 190 (100.00%)

		Total	
Times Cast		253,506 / 289,585	87.54%
Candidate	Party	Total	
EVAN LOW	DEM	166,733	71.65%
CARLOS RAFAEL CRUZ	REP	65,976	28.35%
Total Votes		232,709	

29th Assembly (Vote for 1)

Precincts Reported: 51 of 51 (100.00%)

		Total	
Times Cast		52,678 / 61,112	86.20%
Candidate	Party	Total	
MARK STONE	DEM	32,973	67.90%
SHOMIR BANERJEE	REP	15,587	32.10%
Total Votes		48,560	

30th Assembly (Vote for 1)

Precincts Reported: 47 of 47 (100.00%)

		Total	
Times Cast		59,686 / 70,080	85.17%
Candidate	Party	Total	
ROBERT RIVAS	DEM	35,781	63.73%
GREGORY SWETT	REP	20,365	36.27%
Total Votes		56,146	

Judge - Superior Court Office #24 (Vote for 1)

Precincts Reported: 596 of 596 (100.00%)

		Total	
Times Cast		863,964 / 1,019,309	84.76%
Candidate	Party	Total	
STUART J. SCOTT		544,151	100.00%
Write-in		0	0.00%
Total Votes		544,151	

Board of Education, Trustee Area #1, Governing Board (Vote for 1)

Precincts Reported: 60 of 60 (100.00%)

		Total	
Times Cast		126,592 / 144,623	87.53%
Candidate	Party	Total	
GRACE H. MAH		53,033	52.00%
MELISSA BATEN CASWELL		48,947	48.00%
Write-in		0	0.00%
Total Votes		101,980	

Board of Education, Trustee Area #4, Governing Board (Vote for 1)

Precincts Reported: 90 of 90 (100.00%)

		Total	
Times Cast		140,695 / 165,660	84.93%
Candidate	Party	Total	
JOSEPH S. DI SALVO		53,488	47.21%
KETZAL GÓMEZ		39,369	34.75%
LUCIA GARCIA		20,430	18.03%
Write-in		0	0.00%
Total Votes		113,287	

Board of Education, Trustee Area #5, Governing Board (Vote for 1)

Precincts Reported: 68 of 68 (100.00%)

		Total	
Times Cast		112,426 / 134,872	83.36%
Candidate	Party	Total	
VICTORIA CHON		48,532	53.43%
ANNA E. SONG		42,296	46.57%
Write-in		0	0.00%
Total Votes		90,828	

San Benito Board of Education, District 1, Governing Board (Vote for 1)

Precincts Reported: 1 of 1 (100.00%)

		Total	
Times Cast		81 / 103	78.64%
Candidate	Party	Total	
MARY ANNE FILICE		30	45.45%
ELIZABET ZEPEDA GONZALEZ		25	37.88%
SHAWN P. HERRERA		11	16.67%
Write-in		0	0.00%
Total Votes		66	

Foothill-De Anza Community College District, Governing Board (Vote for 3)

Precincts Reported: 118 of 118 (100.00%)

		Total	
Times Cast		205,036 / 233,262	87.90%
Candidate	Party	Total	
GILBERT WONG		104,246	29.73%
PETER LANDSBERGER		98,460	28.08%
LAURA CASAS		96,029	27.38%
GOVIND TATACHARI		51,943	14.81%
Write-in		0	0.00%
Total Votes		350,678	

Gavilan Joint Community College District, Trustee Area #4, Governing Board (Vote for 1)

Precincts Reported: 6 of 6 (100.00%)

		Total	
Times Cast		10,609 / 13,058	81.25%
Candidate	Party	Total	
PATRICIA MONDRAGON		5,591	61.42%
MARK DOVER		3,512	38.58%
Write-in		0	0.00%
Total Votes		9,103	

San Jose-Evergreen Community College District, Trustee Area #1, Governing Board (Vote for 1)

Precincts Reported: 28 of 28 (100.00%)

		Total	
Times Cast		53,618 / 64,477	83.16%
Candidate	Party	Total	
BOB LIVENGOOD		24,896	58.78%
RUDY NASOL		17,458	41.22%
Write-in		0	0.00%
Total Votes		42,354	

San Jose-Evergreen Community College District, Trustee Area #7, Governing Board (Vote for 1)

Precincts Reported: 31 of 31 (100.00%)

		Total	
Times Cast		41,302 / 54,957	75.15%
Candidate	Party	Total	
OMAR TORRES		15,567	47.52%
AIMÉE ESCOBAR		6,746	20.59%
ALICIA "ALI" VICTORIA SAPIRMAN		6,592	20.12%
JOSEPH SCOTTE HEADY-PEREZ		3,851	11.76%
Write-in		0	0.00%
Total Votes		32,756	

West Valley-Mission Community College District, Trustee Area #1, Governing Board (Vote for 1)

Precincts Reported: 15 of 15 (100.00%)

		Total	
Times Cast		25,815 / 31,083	83.05%
Candidate	Party	Total	
KARL WATANABE		10,297	51.66%
PETER KUO		9,634	48.34%
Write-in		0	0.00%
Total Votes		19,931	

West Valley-Mission Community College District, Trustee Area #2, Governing Board (Vote for 1)

Precincts Reported: 16 of 16 (100.00%)

		Total	
Times Cast		25,710 / 30,348	84.72%
Candidate	Party	Total	
ROBERT T. OWENS		13,457	68.78%
NICHOLAS SONG STAMPOLIS		6,109	31.22%
Write-in		0	0.00%
Total Votes		19,566	

Gilroy Unified School District, Governing Board, Trustee Area 2 (Vote for 1)

Precincts Reported: 9 of 9 (100.00%)

		Total	
Times Cast		5,670 / 6,522	86.94%
Candidate	Party	Total	
MARK W. GOOD		3,033	65.09%
NIRZA STARKS		1,627	34.91%
Write-in		0	0.00%
Total Votes		4,660	

Gilroy Unified School District, Governing Board, Trustee Area 6 (Vote for 1)

Precincts Reported: 4 of 4 (100.00%)

		Total	
Times Cast		3,391 / 4,210	80.55%
Candidate	Party	Total	
MELISSA NICHOLSON AGUIRRE		1,952	68.56%
BC DOYLE		895	31.44%
Write-in		0	0.00%
Total Votes		2,847	

Gilroy Unified School District, Governing Board, Trustee Area 3, Short Term (Vote for 1)

Precincts Reported: 4 of 4 (100.00%)

		Total	
Times Cast		5,667 / 6,542	86.62%
Candidate	Party	Total	
MICHELLE NELSON		3,194	64.54%
ONATHAN HURTADO		1,120	22.63%
EVIN MOLLER		635	12.83%
Write-in		0	0.00%
Total Votes		4,949	

Morgan Hill Unified School District, Trustee Area 5, Governing Board (Vote for 1)

Precincts Reported: 10 of 10 (100.00%)

		Total	
Times Cast		5,656 / 6,536	86.54%
Candidate	Party	Total	
IVAN ROSALES MONTES		2,809	61.57%
PAM G. TORRISI		1,753	38.43%
Write-in		0	0.00%
Total Votes		4,562	

Palo Alto Unified School District, Governing Board (Vote for 3)

Precincts Reported: 18 of 18 (100.00%)

		Total	
Times Cast		43,600 / 49,670	87.78%
Candidate	Party	Total	
JENNIFER DIBRIENZA		20,584	24.34%
JESSE FLETCHER LADOMIRAK		17,720	20.96%
TODD COLLINS		14,373	17.00%
KATIE CAUSEY		12,560	14.85%
KARNA NISEWANER		11,547	13.66%
MATTHEW NAGLE		7,772	9.19%
Write-in		0	0.00%
Total Votes		84,556	

San Jose Unified School District, Trustee Area #1, Governing Board (Vote for 1)

Precincts Reported: 8 of 8 (100.00%)

		Total	
Times Cast		16,334 / 21,606	75.60%
Candidate	Party	Total	
TERESA CASTELLANOS		10,545	79.69%
ANTHONY MACÍAS		2,687	20.31%
Write-in		0	0.00%
Total Votes		13,232	

San Jose Unified School District, Trustee Area #3, Governing Board (Vote for 1)

Precincts Reported: 18 of 18 (100.00%)

		Total	
Times Cast		27,519 / 31,925	86.20%
Candidate	Party	Total	
CARLA DRINA COLLINS		7,690	35.46%
TOMARA HALL		6,027	27.79%
KRISTEN BROWN		4,754	21.92%
CAROL MYERS		3,215	14.83%
Write-in		0	0.00%
Total Votes		21,686	

Santa Clara Unified School District, Trustee Area #2, Governing Board (Vote for 2)

Precincts Reported: 38 of 38 (100.00%)

		Total	
Times Cast		62,651 / 74,425	84.18%
Candidate	Party	Total	
BONNIE LIEBERMAN		28,797	41.36%
ALBERT GONZALEZ		27,009	38.79%
MARK RICHARDSON		13,818	19.85%
Write-in		0	0.00%
Total Votes		69,624	

Santa Clara Unified School District, Trustee Area #3, Governing Board (Vote for 1)

Precincts Reported: 38 of 38 (100.00%)

		Total	
Times Cast		62,651 / 74,425	84.18%
Candidate	Party	Total	
MICHELE RYAN		25,810	53.50%
ANDREW KNAACK		22,437	46.50%
Write-in		0	0.00%
Total Votes		48,247	

Campbell Union High School District, Governing Board, Trustee Area 4 (Vote for 1)

Precincts Reported: 23 of 23 (100.00%)

		Total	
Times Cast		21,451 / 25,292	84.81%
Candidate	Party	Total	
INDA GOYTIA		11,205	65.61%
ASIL SALEH		5,873	34.39%
Write-in		0	0.00%
Total Votes		17,078	

East Side Union High School District, Governing Board (Vote for 2)

Precincts Reported: 147 of 147 (100.00%)

		Total	
Times Cast		227,154 / 279,530	81.26%
Candidate	Party	Total	
PATTIE CORTESE		96,334	34.40%
BRYAN DO		68,125	24.33%
PATRÍCIA MARTÍNEZ-ROACH		64,143	22.90%
CHRYSTINE VILLARREAL		51,458	18.37%
Write-in		0	0.00%
Total Votes		280,060	

Mountain View-Los Altos Union High School District, Governing Board (Vote for 2)

Precincts Reported: 26 of 26 (100.00%)

		Total	
Times Cast		57,647 / 64,772	89.00%
Candidate	Party	Total	
SANJAY DAVE		25,650	34.96%
PHIL FAILLACE		24,562	33.47%
LAURA TEKSLER		23,168	31.57%
Write-in		0	0.00%
Total Votes		73,380	

Alum Rock Union School District, Governing Board (Vote for 2)

Precincts Reported: 29 of 29 (100.00%)

		Total	
Times Cast		38,491 / 50,234	76.62%
Candidate	Party	Total	
CORINA HERRERA-LOERA		18,431	37.07%
SCOTT HUNG PHAM		8,959	18.02%
BRENDA PINAL ZENDEJAS		8,735	17.57%
DOLORES MARQUEZ		7,360	14.80%
JOE CORONA		6,238	12.55%
Write-in		0	0.00%
Total Votes		49,723	

Berryessa Union School District, Governing Board (Vote for 2)

Precincts Reported: 25 of 25 (100.00%)

		Total	
Times Cast		37,296 / 44,634	83.56%
Candidate	Party	Total	
KHOA NGUYEN		22,718	55.01%
JAI SRINIVASAN		10,138	24.55%
RICHARD I. CLASPILL		8,444	20.45%
Write-in		0	0.00%
Total Votes		41,300	

Cupertino Union School District, Governing Board (Vote for 2)

Precincts Reported: 46 of 46 (100.00%)

		Total	
Times Cast		69,140 / 78,340	88.26%
Candidate	Party	Total	
SYLVIA LEONG		34,712	37.86%
PHYLLIS VOGEL		24,466	26.69%
SUDHA KASAMSETTY		22,139	24.15%
WILLIAM FLUEWELLING		10,360	11.30%
Write-in		0	0.00%
Total Votes		91,677	

Evergreen School District, Governing Board (Vote for 2)

Precincts Reported: 22 of 22 (100.00%)

		Total	
Times Cast		50,762 / 60,295	84.19%
Candidate	Party	Total	
LEILA WELCH		24,505	38.38%
PATTI ANDRADE		14,703	23.03%
MADAN BELLAM		13,262	20.77%
TOM HUFF		11,381	17.82%
Write-in		0	0.00%
Total Votes		63,851	



Loma Prieta Joint Union School District, Governing Board (Vote for 2)

Precincts Reported: 5 of 5 (100.00%)

		Total	
Times Cast		676 / 758	89.18%
Candidate	Party	Total	
ALEXANDRA HALL		307	34.69%
ERIN ASHEGHIAN		305	34.46%
STACY KISSNER		273	30.85%
Write-in		0	0.00%
Total Votes		885	

Luther Burbank School District, Governing Board, Full Term (Vote for 2)

Precincts Reported: 3 of 3 (100.00%)

		Total	
Times Cast		1,528 / 1,942	78.68%
Candidate	Party	Total	
JEAN TSENG		720	42.50%
MICHAEL ROWE		542	32.00%
MARK S. LEMUCCHI		432	25.50%
Write-in		0	0.00%
Total Votes		1,694	

Luther Burbank School District, Governing Board, Short Term (Vote for 1)

Precincts Reported: 3 of 3 (100.00%)

		Total	
Times Cast		1,528 / 1,942	78.68%
Candidate	Party	Total	
JESUS OMAR SALAZAR		872	74.72%
ANTONIO PEREZ		295	25.28%
Write-in		0	0.00%
Total Votes		1,167	

Moreland School District, Governing Board, Trustee Area 1 (Vote for 1)

Precincts Reported: 2 of 2 (100.00%)

		Total	
Times Cast		4,665 / 5,398	86.42%
Candidate	Party	Total	
SHELLY HONG		2,142	55.28%
JULIE REYNOLDS-GRABBE		1,733	44.72%
Write-in		0	0.00%
Total Votes		3,875	

Mountain View Whisman School District, Governing Board (Vote for 3)

Precincts Reported: 11 of 11 (100.00%)

		Total	
Times Cast		30,816 / 35,220	87.50%
Candidate	Party	Total	
LAURA RAMIREZ BERMAN		17,454	30.69%
LAURA BLAKELY		13,448	23.65%
CHRISTOPHER KENT CHIANG		13,433	23.62%
PATRICK NESCHLEBA		7,959	14.00%
MANNY VELASCO		4,571	8.04%
Write-in		0	0.00%
Total Votes		56,865	

Mount Pleasant School District, Governing Board (Vote for 2)

Precincts Reported: 13 of 13 (100.00%)

		Total	
Times Cast		9,199 / 11,512	79.91%
Candidate	Party	Total	
MELISSA GOT-LOPEZ		4,046	35.84%
DEREK GRASTY		2,797	24.78%
ANTONIO PEREZ, JR.		2,367	20.97%
WENDY NICHOLS		2,078	18.41%
Write-in		0	0.00%
Total Votes		11,288	

Oak Grove School District, Trustee Area #1, Governing Board (Vote for 1)

Precincts Reported: 6 of 6 (100.00%)

		Total	
Times Cast		9,339 / 11,336	82.38%
Candidate	Party	Total	
BEIJA GONZALEZ		3,634	48.73%
ALLIE HUGHES		2,422	32.48%
TIM TOM		1,401	18.79%
Write-in		0	0.00%
Total Votes		7,457	

Oak Grove School District, Trustee Area #4, Governing Board (Vote for 1)

Precincts Reported: 7 of 7 (100.00%)

		Total	
Times Cast		11,053 / 12,645	87.41%
Candidate	Party	Total	
CARLA HERNANDEZ		6,527	74.00%
JOHN MACKEY		2,293	26.00%
Write-in		0	0.00%
Total Votes		8,820	

Orchard School District, Governing Board (Vote for 2)

Precincts Reported: 7 of 7 (100.00%)

		Total	
Times Cast		5,877 / 7,231	81.28%
Candidate	Party	Total	
KARL RAYMOND JACOBSON		1,984	30.29%
DIANA NAZARI		1,729	26.40%
KATHERINE KASOLAS		1,431	21.85%
JOSEPH ZANONE		1,406	21.47%
Write-in		0	0.00%
Total Votes		6,550	

Saratoga Union School District, Governing Board (Vote for 2)

Precincts Reported: 22 of 22 (100.00%)

		Total	
Times Cast		13,840 / 15,460	89.52%
Candidate	Party	Total	
MELISSA STANIS		4,664	25.04%
SCOTT ADLER		4,207	22.59%
SUNITA VERMA		4,031	21.64%
AZADEH H. WEBER		3,062	16.44%
CECILE V. COHEN-JONATHAN		2,660	14.28%
Write-in		0	0.00%
Total Votes		18,624	

County Supervisor, District 3 (Vote for 1)

Precincts Reported: 119 of 119 (100.00%)

		Total	
Times Cast		172,077 / 205,127	83.89%
Candidate	Party	Total	
OTTO LEE		85,663	60.49%
KANSEN CHU		55,946	39.51%
Write-in		0	0.00%
Total Votes		141,609	

City of Campbell, Council Member, District 1 (Vote for 1)

Precincts Reported: 3 of 3 (100.00%)

		Total	
Times Cast		3,964 / 4,627	85.67%
Candidate	Party	Total	
SUSAN M. LANDRY		1,380	40.20%
ANNE SOUZA		1,175	34.23%
TERRY HINES		878	25.58%
Write-in		0	0.00%
Total Votes		3,433	

City of Campbell, Council Member, District 2 (Vote for 1)

Precincts Reported: 3 of 3 (100.00%)

		Total	
Times Cast		4,945 / 5,620	87.99%
Candidate	Party	Total	
SERGIO LOPEZ		2,264	52.66%
CAROL HOFFMAN		2,035	47.34%
Write-in		0	0.00%
Total Votes		4,299	

City of Cupertino, Council Member (Vote for 2)

Precincts Reported: 16 of 16 (100.00%)

		Total	
Times Cast		29,166 / 33,233	87.76%
Candidate	Party	Total	
HUNG WEI		11,513	25.69%
KITTY MOORE		10,893	24.30%
TEVEN SCHARF		9,567	21.35%
JOSEPH "J.R." FRUEN		9,534	21.27%
CHARLENE SHULIEN LEE		3,312	7.39%
Write-in		0	0.00%
Total Votes		44,819	

City of Gilroy, Mayor (Vote for 1)

Precincts Reported: 16 of 16 (100.00%)

		Total	
Times Cast		25,432 / 30,693	82.86%
Candidate	Party	Total	
MARIE BLANKLEY		16,046	68.86%
REID LERNER		7,256	31.14%
Write-in		0	0.00%
Total Votes		23,302	

City of Gilroy, Council Member (Vote for 3)

Precincts Reported: 16 of 16 (100.00%)

		Total	
Times Cast		25,432 / 30,693	82.86%
Candidate	Party	Total	
ZACH HILTON		12,814	25.17%
FRED M. TOVAR		11,808	23.19%
REBECA ARMENDARIZ		10,375	20.38%
CAROL MARQUES		8,372	16.44%
DANNY MITCHELL		7,543	14.82%
Write-in		0	0.00%
Total Votes		50,912	

City of Los Altos, Council Member (Vote for 3)

Precincts Reported: 9 of 9 (100.00%)

		Total	
Times Cast		20,020 / 22,101	90.58%
Candidate	Party	Total	
SALLY MEADOWS		9,630	21.01%
LYNETTE LEE ENG		9,042	19.73%
JONATHAN D. WEINBERG		8,139	17.76%
KULJEET KALKAT		7,800	17.02%
SCOTT SPIELMAN		5,997	13.08%
TERRI COUTURE		3,976	8.68%
ALEX RUBASHEVSKY		1,248	2.72%
Write-in		0	0.00%
Total Votes		45,832	

Town of Los Altos Hills, Council Member (Vote for 3)

Precincts Reported: 6 of 6 (100.00%)

		Total	
Times Cast		5,922 / 6,528	90.72%
Candidate	Party	Total	
LINDA G. SWAN		2,617	20.76%
STANLEY Q. MOK		2,532	20.09%
LISA H. SCHMIDT		2,495	19.79%
JAY T. SUTARIA		2,494	19.79%
RAJ REDDY		2,467	19.57%
Write-in		0	0.00%
Total Votes		12,605	

Town of Los Gatos, Council Member, Full Term (Vote for 2)

Precincts Reported: 12 of 12 (100.00%)

		Total	
Times Cast		20,130 / 22,607	89.04%
Candidate	Party	Total	
MARIA RISTOW		7,244	25.06%
MATTHEW HUDES		6,887	23.82%
HEIDI OWENS		6,402	22.15%
D. MICHAEL KANE		5,164	17.86%
LARRY MAGGIO		3,211	11.11%
Write-in		0	0.00%
Total Votes		28,908	

Town of Los Gatos, Council Member, Short Term (Vote for 1)

Precincts Reported: 12 of 12 (100.00%)

		Total	
Times Cast		20,130 / 22,607	89.04%
Candidate	Party	Total	
MARY BADAME		10,221	68.04%
ROB STEPHENSON		4,800	31.96%
Write-in		0	0.00%
Total Votes		15,021	



City of Milpitas, Mayor (Vote for 1)

Precincts Reported: 10 of 10 (100.00%)

		Total	
Times Cast		30,595 / 36,665	83.44%
Candidate	Party	Total	
RICH TRAN		19,144	68.50%
VOLTAIRE S. MONTEMAYOR		4,699	16.81%
PETE "PRIMO" MCHUGH		4,103	14.68%
Write-in		0	0.00%
Total Votes		27,946	

City of Milpitas, Council Member (Vote for 2)

Precincts Reported: 10 of 10 (100.00%)

		Total	
Times Cast		30,595 / 36,665	83.44%
Candidate	Party	Total	
ANTHONY PHAN		9,224	19.69%
EVELYN CHUA		8,762	18.70%
BOB NUÑEZ		7,576	16.17%
TIFFANY VUONG		7,295	15.57%
JULIAN JOSE NOOL HILARIO, JR.		5,626	12.01%
SURAJ "SUN" VISWANATHAN		5,538	11.82%
ROBERT MARINI		2,528	5.40%
Write-in		299	0.64%
Total Votes		46,848	
		Total	
DEMETRESS MORRIS	WRITE-IN	299	0.64%

City of Monte Sereno, Council Member (Vote for 2)

Precincts Reported: 4 of 4 (100.00%)

		Total	
Times Cast		2,493 / 2,735	91.15%
Candidate	Party	Total	
ROWENA TURNER		1,138	31.89%
BRYAN MEKECHUK		1,016	28.47%
BURTON CRAIG		969	27.15%
DANIEL LABOUE		446	12.50%
Write-in		0	0.00%
Total Votes		3,569	

City of Morgan Hill, Mayor (Vote for 1)

Precincts Reported: 11 of 11 (100.00%)

		Total	
Times Cast		24,416 / 28,009	87.17%
Candidate	Party	Total	
RICH CONSTANTINE		16,753	90.08%
Write-in		1,845	9.92%
Total Votes		18,598	
		Total	
STEVE CHAPPELL	WRITE-IN	1,845	9.92%

City of Morgan Hill, Council Member, District A (Vote for 1)

Precincts Reported: 3 of 3 (100.00%)

		Total	
Times Cast		5,595 / 6,446	86.80%
Candidate	Party	Total	
GINO BORGIOLI		2,082	41.75%
LARRY CARR		1,721	34.51%
JULIE D. RAIA		1,184	23.74%
Write-in		0	0.00%
Total Votes		4,987	

City of Morgan Hill, Council Member, District C (Vote for 1)

Precincts Reported: 3 of 3 (100.00%)

		Total	
Times Cast		5,494 / 6,431	85.43%
Candidate	Party	Total	
RENE ANGELO SPRING		3,159	68.70%
JUAN MIGUEL MUNOZ-MORRIS		1,439	31.30%
Write-in		0	0.00%
Total Votes		4,598	

City of Mountain View, Council Member (Vote for 4)

Precincts Reported: 11 of 11 (100.00%)

		Total	
Times Cast		35,317 / 40,380	87.46%
Candidate	Party	Total	
MARGARET ABE-KOGA		17,125	16.67%
SALLY J. LIEBER		14,276	13.90%
LISA MATICHAK		12,955	12.61%
PAT SHOWALTER		12,060	11.74%
ALEX NÚÑEZ		12,002	11.68%
JOSÉ GUTIÉRREZ		10,185	9.91%
LEONARD "LENNY" SIEGEL		9,972	9.71%
JOHN LASHLEE		7,696	7.49%
PAUL ROALES		6,460	6.29%
Write-in		0	0.00%
Total Votes		102,731	

City of Palo Alto, Council Member (Vote for 4)

Precincts Reported: 16 of 16 (100.00%)

		Total	
Times Cast		38,081 / 43,015	88.53%
Candidate	Party	Total	
PATRICK BURT		14,353	13.35%
LYDIA KOU		13,424	12.49%
GREG LIN TANAKA		12,920	12.02%
GREER STONE		12,005	11.17%
ED LAUING		11,163	10.38%
RAVEN MALONE		10,804	10.05%
STEVEN LEE		10,299	9.58%
CAROLYN TEMPLETON		9,912	9.22%
REBECCA EISENBERG		7,793	7.25%
AJIT VARMA		4,845	4.51%
Write-in		0	0.00%
Total Votes		107,518	

City of San Jose, District Council Member, # 4 (Vote for 1)

Precincts Reported: 21 of 21 (100.00%)

		Total	
Times Cast		44,951 / 54,450	82.55%
Candidate	Party	Total	
DAVID COHEN		20,030	51.33%
LAN DIEP		18,993	48.67%
Write-in		0	0.00%
Total Votes		39,023	

City of San Jose, District Council Member, # 6 (Vote for 1)

Precincts Reported: 46 of 46 (100.00%)

		Total	
Times Cast		50,519 / 58,990	85.64%
Candidate	Party	Total	
DEVORA "DEV" DAVIS		24,340	53.87%
JAKE TONKEL		20,840	46.13%
Write-in		0	0.00%
Total Votes		45,180	

City of Santa Clara, Member, City Council, District 1 (Vote for 1)

Precincts Reported: 2 of 2 (100.00%)

		Total	
Times Cast		6,633 / 7,868	84.30%
Candidate	Party	Total	
KATHY WATANABE		3,121	53.52%
HARBIR K. BHATIA		2,710	46.48%
Write-in		0	0.00%
Total Votes		5,831	

City of Santa Clara, Member, City Council, District 4 (Vote for 1)

Precincts Reported: 4 of 4 (100.00%)

		Total	
Times Cast		7,936 / 9,469	83.81%
Candidate	Party	Total	
KEVIN NARA PARK		3,873	57.24%
TERESA O'NEILL		2,893	42.76%
Write-in		0	0.00%
Total Votes		6,766	

City of Santa Clara, Member, City Council, District 5 (Vote for 1)

Precincts Reported: 6 of 6 (100.00%)

		Total	
Times Cast		8,049 / 9,610	83.76%
Candidate	Party	Total	
SUDS JAIN		4,335	60.61%
BOB O'KEEFE		2,817	39.39%
Write-in		0	0.00%
Total Votes		7,152	

City of Santa Clara, Member, City Council, District 6 (Vote for 1)

Precincts Reported: 8 of 8 (100.00%)

		Total	
Times Cast		10,150 / 11,747	86.41%
Candidate	Party	Total	
ANTHONY J. BECKER		3,452	40.20%
ROBERT L. MEZZETTI, II		3,157	36.76%
GAUTAM "GARY" BARVE		1,979	23.04%
Write-in		0	0.00%
Total Votes		8,588	

City of Santa Clara, City Clerk (Vote for 1)

Precincts Reported: 30 of 30 (100.00%)

		Total	
Times Cast		49,286 / 58,593	84.12%
Candidate	Party	Total	
HOSAM HAGGAG		33,548	100.00%
Write-in		0	0.00%
Total Votes		33,548	

City of Santa Clara, Chief of Police (Vote for 1)

Precincts Reported: 30 of 30 (100.00%)

		Total	
Times Cast		49,286 / 58,593	84.12%
Candidate	Party	Total	
PAT NIKOLAI		33,880	100.00%
Write-in		0	0.00%
Total Votes		33,880	

City of Saratoga, Council Member (Vote for 2)

Precincts Reported: 16 of 16 (100.00%)

		Total	
Times Cast		20,404 / 22,885	89.16%
Candidate	Party	Total	
TINA WALIA		7,181	23.88%
KOOKIE FITZSIMMONS		5,694	18.94%
RENEE PAQUIER		4,546	15.12%
BELAL AFTAB		4,525	15.05%
DOUG CASE		4,131	13.74%
JOHN FITZPATRICK		3,992	13.28%
Write-in		0	0.00%
Total Votes		30,069	

City of Sunnyvale, Mayor (Vote for 1)

Precincts Reported: 44 of 44 (100.00%)

		Total	
Times Cast		59,403 / 69,204	85.84%
Candidate	Party	Total	
LARRY KLEIN		18,438	36.05%
NANCY SMITH		17,240	33.71%
MICHAEL S. GOLDMAN		15,461	30.23%
Write-in		0	0.00%
Total Votes		51,139	

City of Sunnyvale, Council Member, District 2 (Vote for 1)

Precincts Reported: 6 of 6 (100.00%)

		Total	
Times Cast		9,605 / 11,166	86.02%
Candidate	Party	Total	
ALYSA CISNEROS		4,242	53.66%
JOSH GROSSMAN		2,596	32.84%
HINA SIDDIQUI		1,067	13.50%
Write-in		0	0.00%
Total Votes		7,905	

City of Sunnyvale, Council Member, District 4 (Vote for 1)

Precincts Reported: 6 of 6 (100.00%)

		Total	
Times Cast		9,861 / 11,544	85.42%
Candidate	Party	Total	
RUSS MELTON		5,670	71.26%
PAUL JOSEPH LESEVIC-CAMPOS		2,287	28.74%
Write-in		0	0.00%
Total Votes		7,957	

City of Sunnyvale, Council Member, District 6 (Vote for 1)

Precincts Reported: 7 of 7 (100.00%)

		Total	
Times Cast		10,174 / 12,194	83.43%
Candidate	Party	Total	
OMAR DIN		3,473	42.91%
CHARLOTTE THORNTON		2,653	32.78%
LEIA MEHLMAN		1,967	24.30%
Write-in		0	0.00%
Total Votes		8,093	

Cupertino Sanitary, Director (Vote for 3)

Precincts Reported: 25 of 25 (100.00%)

		Total	
Times Cast		31,178 / 35,477	87.88%
Candidate	Party	Total	
ANGELA CHEN		16,740	34.66%
WILLIAM A. "BILL" BOSWORTH		11,731	24.29%
JOHN M. GATTO		11,164	23.12%
JOYCE STANFORD		8,658	17.93%
Write-in		0	0.00%
Total Votes		48,293	

El Camino Healthcare, Director (Vote for 3)

Precincts Reported: 53 of 53 (100.00%)

		Total	
Times Cast		101,338 / 115,831	87.49%
Candidate	Party	Total	
CAROL ANN SOMERSILLE		38,718	21.23%
JOHN ZOGLIN		38,520	21.12%
JULIA E. MILLER		38,454	21.09%
JANE CHEN LOMBARD		34,538	18.94%
MEGHAN FRALEY		32,133	17.62%
Write-in		0	0.00%
Total Votes		182,363	

Midpeninsula Open Space, Ward 3, Director (Vote for 1)

Precincts Reported: 31 of 31 (100.00%)

		Total	
Times Cast		42,089 / 49,557	84.93%
Candidate	Party	Total	
JED CYR		21,436	69.30%
ED RIFFLE		9,495	30.70%
Write-in		0	0.00%
Total Votes		30,931	

Santa Clara Valley Open Space Authority, District 1, Director (Vote for 1)

Precincts Reported: 115 of 115 (100.00%)

		Total	
Times Cast		104,854 / 120,693	86.88%
Candidate	Party	Total	
ALEX KENNETT		44,810	55.04%
ROBERT HOWELL		36,598	44.96%
Write-in		0	0.00%
Total Votes		81,408	

Santa Clara Valley Open Space Authority, District 4, Director (Vote for 1)

Precincts Reported: 60 of 60 (100.00%)

		Total	
Times Cast		91,239 / 105,615	86.39%
Candidate	Party	Total	
DORSEY MOORE		48,517	72.75%
JANIS JOYCE HALL		18,169	27.25%
Write-in		0	0.00%
Total Votes		66,686	

State Proposition 14 - Initiative Statute - Stem Cell Research Bonds (Vote for 1)

Precincts Reported: 596 of 596 (100.00%)

		Total	
Times Cast		860,608 / 1,019,309	84.43%
Candidate	Party	Total	
Yes		455,169	56.01%
No		357,516	43.99%
Total Votes		812,685	

State Proposition 15 - Constitutional Amendment - Public School Funding (Vote for 1)

Precincts Reported: 596 of 596 (100.00%)

		Total	
Times Cast		860,608 / 1,019,309	84.43%
Candidate	Party	Total	
Yes		459,613	55.59%
No		367,231	44.41%
Total Votes		826,844	

State Proposition 16 - Constitutional Amendment - Diversity Policies (Vote for 1)

Precincts Reported: 596 of 596 (100.00%)

		Total	
Times Cast		860,608 / 1,019,309	84.43%
Candidate	Party	Total	
No		430,002	52.67%
Yes		386,465	47.33%
Total Votes		816,467	

State Proposition 17 - Constitutional Amendment - Voting Rights After Prison Term (Vote for 1)

Precincts Reported: 596 of 596 (100.00%)

		Total	
Times Cast		860,608 / 1,019,309	84.43%
Candidate	Party	Total	
Yes		531,219	64.47%
No		292,760	35.53%
Total Votes		823,979	

State Proposition 18 - Constitutional Amendment - Voting Rights Eligibility (Vote for 1)

Precincts Reported: 596 of 596 (100.00%)

		Total	
Times Cast		860,608 / 1,019,309	84.43%
Candidate	Party	Total	
No		427,521	51.84%
Yes		397,144	48.16%
Total Votes		824,665	

State Proposition 19 - Constitutional Amendment - Property Tax Rules (Vote for 1)

Precincts Reported: 596 of 596 (100.00%)

		Total	
Times Cast		860,608 / 1,019,309	84.43%
Candidate	Party	Total	
Yes		448,213	55.62%
No		357,674	44.38%
Total Votes		805,887	

State Proposition 20 - Initiative Statute - Parole Restriction (Vote for 1)

Precincts Reported: 596 of 596 (100.00%)

		Total	
Times Cast		860,486 / 1,019,309	84.42%
Candidate	Party	Total	
No		512,943	63.66%
Yes		292,832	36.34%
Total Votes		805,775	

State Proposition 21 - Initiative Statute - Rent Control (Vote for 1)

Precincts Reported: 596 of 596 (100.00%)

		Total	
Times Cast		860,486 / 1,019,309	84.42%
Candidate	Party	Total	
No		463,985	57.00%
Yes		350,065	43.00%
Total Votes		814,050	

State Proposition 22 - Initiative Statute - Delivery Companies Employee Benefits (Vote for 1)

Precincts Reported: 596 of 596 (100.00%)

		Total	
Times Cast		860,486 / 1,019,309	84.42%
Candidate	Party	Total	
Yes		437,271	53.16%
No		385,247	46.84%
Total Votes		822,518	

State Proposition 23 - Initiative Statute - Dialysis Treatment (Vote for 1)

Precincts Reported: 596 of 596 (100.00%)

		Total	
Times Cast		860,486 / 1,019,309	84.42%
Candidate	Party	Total	
No		491,885	60.65%
Yes		319,139	39.35%
Total Votes		811,024	

State Proposition 24 - Initiative Statute - Consumer Privacy Law Amendment (Vote for 1)

Precincts Reported: 596 of 596 (100.00%)

		Total	
Times Cast		860,486 / 1,019,309	84.42%
Candidate	Party	Total	
Yes		475,444	58.66%
No		335,079	41.34%
Total Votes		810,523	

State Proposition 25 - Referendum - Money Bail System Replacement (Vote for 1)

Precincts Reported: 596 of 596 (100.00%)

		Total	
Times Cast		860,486 / 1,019,309	84.42%
Candidate	Party	Total	
Yes		422,364	52.58%
No		380,969	47.42%
Total Votes		803,333	

Measure A - Town of Los Gatos, Finance Commission (Vote for 1)

Precincts Reported: 12 of 12 (100.00%)

		Total	
Times Cast		20,121 / 22,607	89.00%
Candidate	Party	Total	
Yes		9,452	56.63%
No		7,238	43.37%
Total Votes		16,690	

Measure B - Town of Los Gatos, Term Limits (Vote for 1)

Precincts Reported: 12 of 12 (100.00%)

		Total	
Times Cast		20,121 / 22,607	89.00%
Candidate	Party	Total	
Yes		14,561	82.41%
No		3,107	17.59%
Total Votes		17,668	

Measure C - City of Mountain View, Municipal Code Amendment (Vote for 1)

Precincts Reported: 11 of 11 (100.00%)

		Total	
Times Cast		35,328 / 40,380	87.49%
Candidate	Party	Total	
Yes		18,455	56.59%
No		14,159	43.41%
Total Votes		32,614	

Measure E - City of Santa Clara, Transient Occupancy Tax (Vote for 1)

Precincts Reported: 30 of 30 (100.00%)

		Total	
Times Cast		49,283 / 58,593	84.11%
Candidate	Party	Total	
Yes		33,183	73.57%
No		11,923	26.43%
Total Votes		45,106	

Measure F - City of Milpitas, Use Tax (Vote for 1)

Precincts Reported: 10 of 10 (100.00%)

		Total	
Times Cast		30,576 / 36,665	83.39%
Candidate	Party	Total	
Yes		17,041	60.36%
No		11,192	39.64%
Total Votes		28,233	

Measure G - City of San Jose, Charter Amendment (Vote for 1)

Precincts Reported: 268 of 268 (100.00%)

		Total	
Times Cast		437,432 / 529,599	82.60%
Candidate	Party	Total	
Yes		302,315	77.25%
No		89,056	22.75%
Total Votes		391,371	

Measure H - City of San Jose, Cardroom Tax (Vote for 1)

Precincts Reported: 268 of 268 (100.00%)

		Total	
Times Cast		437,432 / 529,599	82.60%
Candidate	Party	Total	
Yes		285,756	72.63%
No		107,682	27.37%
Total Votes		393,438	

Measure I - San Jose - Evergreen Community College District, Parcel Tax (Vote for 1)

Precincts Reported: 248 of 248 (100.00%)

		Total	
Times Cast		382,097 / 466,161	81.97%
Candidate	Party	Total	
Yes		210,213	61.82%
No		129,847	38.18%
Total Votes		340,060	

Measure J - San Jose - Evergreen Community College District, School Bonds (Vote for 1)

Precincts Reported: 248 of 248 (100.00%)

		Total	
Times Cast		382,097 / 466,161	81.97%
Candidate	Party	Total	
Bonds Yes		179,139	53.09%
Bonds No		158,283	46.91%
Total Votes		337,422	

Measure K - Franklin-McKinley School District, Parcel Tax (Vote for 1)

Precincts Reported: 19 of 19 (100.00%)

		Total	
Times Cast		33,476 / 43,421	77.10%
Candidate	Party	Total	
Yes		22,012	70.61%
No		9,164	29.39%
Total Votes		31,176	

Measure L - Campbell Union High School District, Parcel Tax (Vote for 1)

Precincts Reported: 82 of 82 (100.00%)

		Total	
Times Cast		110,956 / 128,839	86.12%
Candidate	Party	Total	
Yes		63,722	61.82%
No		39,359	38.18%
Total Votes		103,081	

Measure M - Fremont Union High School District, Parcel Tax (Vote for 1)

Precincts Reported: 72 of 72 (100.00%)

		Total	
Times Cast		103,000 / 118,631	86.82%
Candidate	Party	Total	
Yes		69,991	73.67%
No		25,013	26.33%
Total Votes		95,004	

Measure N - Loma Prieta Joint Union School District, Parcel Tax (Vote for 1)

Precincts Reported: 5 of 5 (100.00%)

		Total	
Times Cast		675 / 758	89.05%
Candidate	Party	Total	
Yes		455	70.54%
No		190	29.46%
Total Votes		645	

Measure O - Palo Alto Unified School District, Parcel Tax (Vote for 1)

Precincts Reported: 18 of 18 (100.00%)

		Total	
Times Cast		43,343 / 49,670	87.26%
Candidate	Party	Total	
Yes		31,194	77.44%
No		9,088	22.56%
Total Votes		40,282	



Measure P - Evergreen Elementary School District, School Bonds (Vote for 1)

Precincts Reported: 22 of 22 (100.00%)

		Total	
Times Cast		50,485 / 60,295	83.73%
Candidate	Party	Total	
Bonds Yes		26,413	56.20%
Bonds No		20,588	43.80%
Total Votes		47,001	

Measure Q - Mount Pleasant Elementary School District, School Bonds (Vote for 1)

Precincts Reported: 13 of 13 (100.00%)

		Total	
Times Cast		9,145 / 11,512	79.44%
Candidate	Party	Total	
Bonds Yes		5,621	65.73%
Bonds No		2,931	34.27%
Total Votes		8,552	

Measure R - Cambrian School District, School Bonds (Vote for 1)

Precincts Reported: 18 of 18 (100.00%)

		Total	
Times Cast		16,257 / 18,577	87.51%
Candidate	Party	Total	
Bonds Yes		9,235	61.17%
Bonds No		5,862	38.83%
Total Votes		15,097	

Measure S - Santa Clara Valley Water District, Parcel Tax (Vote for 1)

Precincts Reported: 596 of 596 (100.00%)

		Total	
Times Cast		859,179 / 1,019,309	84.29%
Candidate	Party	Total	
Yes		609,100	75.06%
No		202,399	24.94%
Total Votes		811,499	

Measure T - Santa Clara Valley Open Space Authority, Parcel Tax (Vote for 1)

Precincts Reported: 417 of 417 (100.00%)

		Total	
Times Cast		593,361 / 714,396	83.06%
Candidate	Party	Total	
Yes		455,032	81.35%
No		104,288	18.65%
Total Votes		559,320	

Measure RR - Peninsula Corridor Joint Powers Board Caltrain, Sales Tax (Vote for 1)

Precincts Reported: 596 of 596 (100.00%)

		Total	
Times Cast		859,179 / 1,019,309	84.29%
Candidate	Party	Total	
Yes		528,238	66.13%
No		270,494	33.87%
Total Votes		798,732	

Measure C - City of Mountain View, Municipal Code Amendment (Vote for 1)

District	Times Cast	Registered Voters	District	Yes	No	Total Votes
Countywide						
Electionwide						
Precinct	2,148	40,380	Precinct	1,096	800	1,896
Vote by Mail	33,180	40,380	Vote by Mail	17,359	13,359	30,718
Electionwide - Total	35,328	40,380	Electionwide - Total	18,455	14,159	32,614
Cumulative						
Precinct	0	0	Precinct	0	0	0
Vote by Mail	0	0	Vote by Mail	0	0	0
Cumulative - Total	0	0	Cumulative - Total	0	0	0
Countywide - Total	35,328	40,380	Countywide - Total	18,455	14,159	32,614
Congressional District						
18th Congressional District						
Precinct	2,148	40,380	Precinct	1,096	800	1,896
Vote by Mail	33,180	40,380	Vote by Mail	17,359	13,359	30,718
18th Congressional District - Total	35,328	40,380	18th Congressional District - Total	18,455	14,159	32,614
Cumulative						
Precinct	0	0	Precinct	0	0	0
Vote by Mail	0	0	Vote by Mail	0	0	0
Cumulative - Total	0	0	Cumulative - Total	0	0	0
Congressional District - Total	35,328	40,380	Congressional District - Total	18,455	14,159	32,614
State Senator						
13th Senatorial District						
Precinct	2,148	40,380	Precinct	1,096	800	1,896
Vote by Mail	33,180	40,380	Vote by Mail	17,359	13,359	30,718
13th Senatorial District - Total	35,328	40,380	13th Senatorial District - Total	18,455	14,159	32,614
Cumulative						
Precinct	0	0	Precinct	0	0	0
Vote by Mail	0	0	Vote by Mail	0	0	0
Cumulative - Total	0	0	Cumulative - Total	0	0	0
State Senator - Total	35,328	40,380	State Senator - Total	18,455	14,159	32,614
Member of the State Assembly						
24th Assembly District						
Precinct	2,148	40,380	Precinct	1,096	800	1,896
Vote by Mail	33,180	40,380	Vote by Mail	17,359	13,359	30,718
24th Assembly District - Total	35,328	40,380	24th Assembly District - Total	18,455	14,159	32,614
Cumulative						
Precinct	0	0	Precinct	0	0	0
Vote by Mail	0	0	Vote by Mail	0	0	0
Cumulative - Total	0	0	Cumulative - Total	0	0	0
Member of the State Assembly - Total	35,328	40,380	Member of the State Assembly - Total	18,455	14,159	32,614
Board of Equalization (State)						
State Board Of Equalization #2						
Precinct	2,148	40,380	Precinct	1,096	800	1,896
Vote by Mail	33,180	40,380	Vote by Mail	17,359	13,359	30,718
State Board Of Equalization #2 - Total	35,328	40,380	State Board Of Equalization #2 - Total	18,455	14,159	32,614
Cumulative						
Precinct	0	0	Precinct	0	0	0
Vote by Mail	0	0	Vote by Mail	0	0	0
Cumulative - Total	0	0	Cumulative - Total	0	0	0
Board of Equalization (State) - Total	35,328	40,380	Board of Equalization (State) - Total	18,455	14,159	32,614
City						
City of Mountain View						
Precinct	2,148	40,380	Precinct	1,096	800	1,896
Vote by Mail	33,180	40,380	Vote by Mail	17,359	13,359	30,718
City of Mountain View - Total	35,328	40,380	City of Mountain View - Total	18,455	14,159	32,614
Cumulative						
Precinct	0	0	Precinct	0	0	0
Vote by Mail	0	0	Vote by Mail	0	0	0
Cumulative - Total	0	0	Cumulative - Total	0	0	0
City - Total	35,328	40,380	City - Total	18,455	14,159	32,614

Statement of Votes Cast

General Election
Santa Clara
November 03, 2020
Official Final Statement of Vote

District	Number of Registered Voters	Voters Cast	% Turnout
Countywide Electionwide			
Precinct	1,019,309	60,005	5.89%
Vote by Mail	1,019,309	803,959	78.87%
Electionwide - Total	1,019,309	863,964	84.76%
Cumulative			
Precinct	0	0	N/A
Vote by Mail	0	0	N/A
Cumulative - Total	0	0	N/A
Countywide - Total	1,019,309	863,964	84.76%
Precinct	1,019,309	60,005	5.89%
Vote by Mail	1,019,309	803,959	78.87%
Congressional District			
17th Congressional District			
Precinct	275,766	15,529	5.63%
Vote by Mail	275,766	218,633	79.28%
17th Congressional District - Total	275,766	234,162	84.91%
18th Congressional District			
Precinct	332,297	17,629	5.31%
Vote by Mail	332,297	274,597	82.64%
18th Congressional District - Total	332,297	292,225	87.94%
19th Congressional District			
Precinct	402,141	26,118	6.49%
Vote by Mail	402,141	304,394	75.69%
19th Congressional District - Total	402,141	330,512	82.19%
20th Congressional District			
Precinct	9,105	729	8.01%
Vote by Mail	9,105	6,335	69.58%
20th Congressional District - Total	9,105	7,064	77.58%
Cumulative			
Precinct	0	0	N/A
Vote by Mail	0	0	N/A
Cumulative - Total	0	0	N/A
Congressional District - Total	1,019,309	863,964	84.76%
Precinct	1,019,309	60,005	5.89%
Vote by Mail	1,019,309	803,959	78.87%
State Senator			
10th Senatorial District			
Precinct	166,669	10,002	6.00%
Vote by Mail	166,669	129,718	77.83%
10th Senatorial District - Total	166,669	139,720	83.83%
13th Senatorial District			
Precinct	189,361	9,736	5.14%
Vote by Mail	189,361	156,451	82.62%
13th Senatorial District - Total	189,361	166,187	87.76%
15th Senatorial District			
Precinct	533,759	31,402	5.88%
Vote by Mail	533,759	417,810	78.28%
15th Senatorial District - Total	533,759	449,212	84.16%
17th Senatorial District			
Precinct	129,520	8,865	6.84%
Vote by Mail	129,520	99,980	77.19%
17th Senatorial District - Total	129,520	108,845	84.04%
Cumulative			
Precinct	0	0	N/A
Vote by Mail	0	0	N/A
Cumulative - Total	0	0	N/A
State Senator - Total	1,019,309	863,964	84.76%
Precinct	1,019,309	60,005	5.89%
Vote by Mail	1,019,309	803,959	78.87%

**Member of the State
Assembly**

24th Assembly District

Precinct	192,204	9,829	5.11%
Vote by Mail	192,204	158,866	82.65%
24th Assembly District - Total	192,204	168,695	87.77%

25th Assembly District

Precinct	167,588	10,135	6.05%
Vote by Mail	167,588	129,854	77.48%
25th Assembly District - Total	167,588	139,989	83.53%

27th Assembly District

Precinct	238,740	16,096	6.72%
Vote by Mail	238,740	173,374	72.62%
27th Assembly District - Total	238,740	189,410	79.34%

28th Assembly District

Precinct	289,585	15,415	5.32%
Vote by Mail	289,585	238,091	82.22%
28th Assembly District - Total	289,585	253,506	87.54%

29th Assembly District

Precinct	61,112	3,759	6.15%
Vote by Mail	61,112	48,919	80.05%
29th Assembly District - Total	61,112	52,678	86.20%

30th Assembly District

Precinct	70,080	4,831	6.89%
Vote by Mail	70,080	54,855	78.27%
30th Assembly District - Total	70,080	59,686	85.17%

Cumulative

Precinct	0	0	N/A
Vote by Mail	0	0	N/A
Cumulative - Total	0	0	N/A
Member of the State Assembly - Total	1,019,309	863,964	84.76%
Precinct	1,019,309	60,005	5.89%
Vote by Mail	1,019,309	803,959	78.87%

**Board of Equalization
(State)**

**State Board Of
Equalization #2**

Precinct	1,019,309	60,005	5.89%
Vote by Mail	1,019,309	803,959	78.87%
State Board Of Equalization #2 - Total	1,019,309	863,964	84.76%

Cumulative

Precinct	0	0	N/A
Vote by Mail	0	0	N/A
Cumulative - Total	0	0	N/A
Board of Equalization (State) - Total	1,019,309	863,964	84.76%
Precinct	1,019,309	60,005	5.89%
Vote by Mail	1,019,309	803,959	78.87%

City

City of Campbell

Precinct	25,832	1,525	5.90%
Vote by Mail	25,832	21,082	81.61%
City of Campbell - Total	25,832	22,607	87.52%

City of Cupertino

Precinct	33,233	1,397	4.20%
Vote by Mail	33,233	27,859	83.83%
City of Cupertino - Total	33,233	29,256	88.03%

City of Gilroy

Precinct	30,693	2,210	7.20%
Vote by Mail	30,693	23,303	75.92%
City of Gilroy - Total	30,693	25,513	83.12%

City of Los Altos

Precinct	22,101	844	3.82%
Vote by Mail	22,101	19,240	87.05%
City of Los Altos - Total	22,101	20,084	90.87%

City of Milpitas

Precinct	36,665	2,355	6.42%
Vote by Mail	36,665	28,349	77.32%
City of Milpitas - Total	36,665	30,704	83.74%

City of Monte Sereno

Precinct	2,735	91	3.33%
----------	-------	----	-------

Vote by Mail	2,735	2,405	87.93%
City of Monte Sereno - Total	2,735	2,496	91.26%
City of Morgan Hill			
Precinct	28,009	1,809	6.46%
Vote by Mail	28,009	22,690	81.01%
City of Morgan Hill - Total	28,009	24,499	87.47%
City of Mountain View			
Precinct	40,380	2,147	5.32%
Vote by Mail	40,380	33,317	82.51%
City of Mountain View - Total	40,380	35,464	87.83%
City of Palo Alto			
Precinct	43,015	2,101	4.88%
Vote by Mail	43,015	36,150	84.04%
City of Palo Alto - Total	43,015	38,251	88.92%
City of San Jose			
Precinct	529,599	32,872	6.21%
Vote by Mail	529,599	406,329	76.72%
City of San Jose - Total	529,599	439,201	82.93%
City of Santa Clara			
Precinct	58,593	3,453	5.89%
Vote by Mail	58,593	46,033	78.56%
City of Santa Clara - Total	58,593	49,486	84.46%
City of Saratoga			
Precinct	22,885	1,051	4.59%
Vote by Mail	22,885	19,415	84.84%
City of Saratoga - Total	22,885	20,466	89.43%
City of Sunnyvale			
Precinct	69,204	3,784	5.47%
Vote by Mail	69,204	55,863	80.72%
City of Sunnyvale - Total	69,204	59,647	86.19%
Town of Los Altos Hills			
Precinct	6,528	351	5.38%
Vote by Mail	6,528	5,587	85.59%
Town of Los Altos Hills - Total	6,528	5,938	90.96%
Town of Los Gatos			
Precinct	22,607	1,019	4.51%
Vote by Mail	22,607	19,210	84.97%
Town of Los Gatos - Total	22,607	20,229	89.48%
Unincorporated			
Precinct	47,230	2,995	6.34%
Vote by Mail	47,230	37,127	78.61%
Unincorporated - Total	47,230	40,123	84.95%
Cumulative			
Precinct	0	0	N/A
Vote by Mail	0	0	N/A
Cumulative - Total	0	0	N/A
City - Total	1,019,309	863,964	84.76%
Precinct	1,019,309	60,005	5.89%
Vote by Mail	1,019,309	903,959	78.87%

Statement of Votes Cast

General Election

Santa Clara

November 03, 2020

Official Final Statement of Vote

Precinct	registered Voters	Voters Cast	% Turnout
Countywide Electionwide			
0002001			
Precinct	9	72	800.00%
Vote by Mail	9	9	100.00%
Total	9	81	900.00%
0002002			
Precinct	2,731	151	5.53%
Vote by Mail	2,731	2,259	82.72%
Total	2,731	2,410	88.25%
0002005			
Precinct	1,751	82	4.68%
Vote by Mail	1,751	1,506	86.01%
Total	1,751	1,588	90.69%
0002006			
Precinct	81	2	2.47%
Vote by Mail	81	71	87.65%
Total	81	73	90.12%
0002009			
Precinct	4,365	241	5.52%
Vote by Mail	4,365	3,553	81.40%
Total	4,365	3,794	86.92%
0002013			
Precinct	3,559	171	4.80%
Vote by Mail	3,559	2,993	84.10%
Total	3,559	3,164	88.90%
0002014			
Precinct	3,297	219	6.64%
Vote by Mail	3,297	2,657	80.59%
Total	3,297	2,876	87.23%
0002018			
Precinct	142	14	9.86%
Vote by Mail	142	104	73.24%
Total	142	118	83.10%
0002025			
Precinct	4,073	157	3.85%
Vote by Mail	4,073	3,464	85.05%
Total	4,073	3,621	88.90%
0002043			
Precinct	3,095	121	3.91%
Vote by Mail	3,095	2,693	87.01%
Total	3,095	2,814	90.92%

0002046

Precinct	4,236	210	4.96%
Vote by Mail	4,236	3,541	83.59%
Total	4,236	3,751	88.55%

0002057

Precinct	3,967	183	4.61%
Vote by Mail	3,967	3,327	83.87%
Total	3,967	3,510	88.48%

0002068

Precinct	3,755	142	3.78%
Vote by Mail	3,755	3,252	86.60%
Total	3,755	3,394	90.39%

0002098

Precinct	4,126	175	4.24%
Vote by Mail	4,126	3,443	83.45%
Total	4,126	3,618	87.69%

0002108

Precinct	3,462	148	4.27%
Vote by Mail	3,462	2,957	85.41%
Total	3,462	3,105	89.69%

0002125

Precinct	366	13	3.55%
Vote by Mail	366	321	87.70%
Total	366	334	91.26%

0002274

Precinct	276	6	2.17%
Vote by Mail	276	241	87.32%
Total	276	247	89.49%

0002275

Precinct	1,173	62	5.29%
Vote by Mail	1,173	1,024	87.30%
Total	1,173	1,086	92.58%

0002278

Precinct	1,128	72	6.38%
Vote by Mail	1,128	942	83.51%
Total	1,128	1,014	89.89%

0002281

Precinct	6	0	0.00%
Vote by Mail	6	5	83.33%
Total	6	5	83.33%

0002282

Precinct	1,413	68	4.81%
Vote by Mail	1,413	1,205	85.28%
Total	1,413	1,273	90.09%

0002285

Precinct	2,532	143	5.65%
Vote by Mail	2,532	2,170	85.70%
Total	2,532	2,313	91.35%

0002301

Precinct	3,636	126	3.47%
Vote by Mail	3,636	3,135	86.22%

	Total	3,636	3,261	89.69%
0002305				
	Precinct	4,846	200	4.13%
	Vote by Mail	4,846	4,172	86.09%
	Total	4,846	4,372	90.22%
0002309				
	Precinct	1,231	46	3.74%
	Vote by Mail	1,231	1,081	87.81%
	Total	1,231	1,127	91.55%
0002314				
	Precinct	2,828	115	4.07%
	Vote by Mail	2,828	2,476	87.55%
	Total	2,828	2,591	91.62%
0002317				
	Precinct	2,707	123	4.54%
	Vote by Mail	2,707	2,346	86.66%
	Total	2,707	2,469	91.21%
0002330				
	Precinct	4,245	134	3.16%
	Vote by Mail	4,245	3,754	88.43%
	Total	4,245	3,888	91.59%
0002338				
	Precinct	167	7	4.19%
	Vote by Mail	167	140	83.83%
	Total	167	147	88.02%
0002351				
	Precinct	2,398	87	3.63%
	Vote by Mail	2,398	2,107	87.86%
	Total	2,398	2,194	91.49%
0002353				
	Precinct	43	6	13.95%
	Vote by Mail	43	29	67.44%
	Total	43	35	81.40%
0002539				
	Precinct	258	6	2.33%
	Vote by Mail	258	141	54.65%
	Total	258	147	56.98%
0002542				
	Precinct	2,081	230	11.05%
	Vote by Mail	2,081	1,311	63.00%
	Total	2,081	1,541	74.05%
0002545				
	Precinct	2,367	113	4.77%
	Vote by Mail	2,367	1,862	78.66%
	Total	2,367	1,975	83.44%
0002720				
	Precinct	1,633	71	4.35%
	Vote by Mail	1,633	1,430	87.57%
	Total	1,633	1,501	91.92%
0002721				
	Precinct	1,433	55	3.84%

Vote by Mail	1,433	1,235	86.18%
Total	1,433	1,290	90.02%

0002723

Precinct	3,283	124	3.78%
Vote by Mail	3,283	2,847	86.72%
Total	3,283	2,971	90.50%

0002724

Precinct	2,596	142	5.47%
Vote by Mail	2,596	2,188	84.28%
Total	2,596	2,330	89.75%

0002725

Precinct	2,504	126	5.03%
Vote by Mail	2,504	2,092	83.55%
Total	2,504	2,218	88.58%

0002726

Precinct	1,642	105	6.39%
Vote by Mail	1,642	1,326	80.76%
Total	1,642	1,431	87.15%

0002727

Precinct	1,809	68	3.76%
Vote by Mail	1,809	1,599	88.39%
Total	1,809	1,667	92.15%

0002729

Precinct	1,933	57	2.95%
Vote by Mail	1,933	1,710	88.46%
Total	1,933	1,767	91.41%

0002734

Precinct	2,730	126	4.62%
Vote by Mail	2,730	2,248	82.34%
Total	2,730	2,374	86.96%

0002740

Precinct	3,015	145	4.81%
Vote by Mail	3,015	2,514	83.38%
Total	3,015	2,659	88.19%

0002751

Precinct	25	0	0.00%
Vote by Mail	25	17	68.00%
Total	25	17	68.00%

0002761

Precinct	4	0	0.00%
Vote by Mail	4	4	100.00%
Total	4	4	100.00%

0002802

Precinct	2,580	109	4.22%
Vote by Mail	2,580	2,266	87.83%
Total	2,580	2,375	92.05%

0002808

Precinct	107	3	2.80%
Vote by Mail	107	83	77.57%
Total	107	86	80.37%

0002810

	Precinct	24	0	0.00%
	Vote by Mail	24	21	87.50%
	Total	24	21	87.50%
0002811				
	Precinct	37	0	0.00%
	Vote by Mail	37	36	97.30%
	Total	37	36	97.30%
0002812				
	Precinct	303	16	5.28%
	Vote by Mail	303	253	83.50%
	Total	303	269	88.78%
0002813				
	Precinct	255	9	3.53%
	Vote by Mail	255	228	89.41%
	Total	255	237	92.94%
0002816				
	Precinct	25	0	0.00%
	Vote by Mail	25	23	92.00%
	Total	25	23	92.00%
0002825				
	Precinct	30	0	0.00%
	Vote by Mail	30	15	50.00%
	Total	30	15	50.00%
0002870				
	Precinct	133	6	4.51%
	Vote by Mail	133	115	86.47%
	Total	133	121	90.98%
0002951				
	Precinct	323	28	8.67%
	Vote by Mail	323	249	77.09%
	Total	323	277	85.76%
0003001				
	Precinct	3,173	188	5.92%
	Vote by Mail	3,173	2,535	79.89%
	Total	3,173	2,723	85.82%
0003002				
	Precinct	3,009	212	7.05%
	Vote by Mail	3,009	2,298	76.37%
	Total	3,009	2,510	83.42%
0003005				
	Precinct	57	4	7.02%
	Vote by Mail	57	50	87.72%
	Total	57	54	94.74%
0003008				
	Precinct	38	0	0.00%
	Vote by Mail	38	31	81.58%
	Total	38	31	81.58%
0003010				
	Precinct	2,810	177	6.30%
	Vote by Mail	2,810	2,146	76.37%
	Total	2,810	2,323	82.67%

0003011

Precinct	2,533	177	6.99%
Vote by Mail	2,533	1,929	76.15%
Total	2,533	2,106	83.14%

0003012

Precinct	134	8	5.97%
Vote by Mail	134	110	82.09%
Total	134	118	88.06%

0003013

Precinct	3,482	224	6.43%
Vote by Mail	3,482	2,656	76.28%
Total	3,482	2,880	82.71%

0003016

Precinct	1,009	40	3.96%
Vote by Mail	1,009	834	82.66%
Total	1,009	874	86.62%

0003017

Precinct	793	60	7.57%
Vote by Mail	793	575	72.51%
Total	793	635	80.08%

0003018

Precinct	423	30	7.09%
Vote by Mail	423	310	73.29%
Total	423	340	80.38%

0003019

Precinct	3,485	190	5.45%
Vote by Mail	3,485	2,792	80.11%
Total	3,485	2,982	85.57%

0003021

Precinct	317	19	5.99%
Vote by Mail	317	251	79.18%
Total	317	270	85.17%

0003023

Precinct	2,854	189	6.62%
Vote by Mail	2,854	2,283	79.99%
Total	2,854	2,472	86.62%

0003026

Precinct	2,113	94	4.45%
Vote by Mail	2,113	1,683	79.65%
Total	2,113	1,777	84.10%

0003029

Precinct	0	0	N/A
Vote by Mail	0	0	N/A
Total	0	0	N/A

0003031

Precinct	1	0	0.00%
Vote by Mail	1	0	0.00%
Total	1	0	0.00%

0003032

Precinct	1,642	105	6.39%
Vote by Mail	1,642	1,370	83.43%

	Total	1,642	1,475	89.83%
0003034				
	Precinct	3,422	186	5.44%
	Vote by Mail	3,422	2,888	84.40%
	Total	3,422	3,074	89.83%
0003035				
	Precinct	2,557	174	6.80%
	Vote by Mail	2,557	2,015	78.80%
	Total	2,557	2,189	85.61%
0003039				
	Precinct	1,739	77	4.43%
	Vote by Mail	1,739	1,479	85.05%
	Total	1,739	1,556	89.48%
0003040				
	Precinct	0	0	N/A
	Vote by Mail	0	0	N/A
	Total	0	0	N/A
0003042				
	Precinct	1,879	114	6.07%
	Vote by Mail	1,879	1,401	74.56%
	Total	1,879	1,515	80.63%
0003043				
	Precinct	3,029	132	4.36%
	Vote by Mail	3,029	2,569	84.81%
	Total	3,029	2,701	89.17%
0003045				
	Precinct	3,911	198	5.06%
	Vote by Mail	3,911	3,169	81.03%
	Total	3,911	3,367	86.09%
0003047				
	Precinct	1,215	53	4.36%
	Vote by Mail	1,215	1,077	88.64%
	Total	1,215	1,130	93.00%
0003048				
	Precinct	3,686	201	5.45%
	Vote by Mail	3,686	2,842	77.10%
	Total	3,686	3,043	82.56%
0003051				
	Precinct	2,555	73	2.86%
	Vote by Mail	2,555	2,218	86.81%
	Total	2,555	2,291	89.67%
0003053				
	Precinct	3,027	119	3.93%
	Vote by Mail	3,027	2,573	85.00%
	Total	3,027	2,692	88.93%
0003061				
	Precinct	101	10	9.90%
	Vote by Mail	101	76	75.25%
	Total	101	86	85.15%
0003079				
	Precinct	668	28	4.19%

Vote by Mail	668	543	81.29%
Total	668	571	85.48%

0003080

Precinct	1,072	46	4.29%
Vote by Mail	1,072	935	87.22%
Total	1,072	981	91.51%

0003086

Precinct	3,417	141	4.13%
Vote by Mail	3,417	2,985	87.36%
Total	3,417	3,126	91.48%

0003087

Precinct	1,575	117	7.43%
Vote by Mail	1,575	1,113	70.67%
Total	1,575	1,230	78.10%

0003089

Precinct	0	0	N/A
Vote by Mail	0	0	N/A
Total	0	0	N/A

0003095

Precinct	5	0	0.00%
Vote by Mail	5	2	40.00%
Total	5	2	40.00%

0003101

Precinct	171	10	5.85%
Vote by Mail	171	135	78.95%
Total	171	145	84.80%

0003102

Precinct	613	35	5.71%
Vote by Mail	613	496	80.91%
Total	613	531	86.62%

0003103

Precinct	1,401	87	6.21%
Vote by Mail	1,401	1,150	82.08%
Total	1,401	1,237	88.29%

0003116

Precinct	925	40	4.32%
Vote by Mail	925	778	84.11%
Total	925	818	88.43%

0003117

Precinct	1,009	50	4.96%
Vote by Mail	1,009	808	80.08%
Total	1,009	858	85.03%

0003120

Precinct	627	39	6.22%
Vote by Mail	627	487	77.67%
Total	627	526	83.89%

0003122

Precinct	2,549	127	4.98%
Vote by Mail	2,549	2,145	84.15%
Total	2,549	2,272	89.13%

0003156

	Precinct	178	10	5.62%
	Vote by Mail	178	126	70.79%
	Total	178	136	76.40%
0003402				
	Precinct	3,488	169	4.85%
	Vote by Mail	3,488	2,867	82.20%
	Total	3,488	3,036	87.04%
0003406				
	Precinct	3,417	282	8.25%
	Vote by Mail	3,417	2,558	74.86%
	Total	3,417	2,840	83.11%
0003407				
	Precinct	3,434	157	4.57%
	Vote by Mail	3,434	2,821	82.15%
	Total	3,434	2,978	86.72%
0003408				
	Precinct	4,039	242	5.99%
	Vote by Mail	4,039	3,350	82.94%
	Total	4,039	3,592	88.93%
0003409				
	Precinct	4,109	274	6.67%
	Vote by Mail	4,109	3,278	79.78%
	Total	4,109	3,552	86.44%
0003410				
	Precinct	4,179	206	4.93%
	Vote by Mail	4,179	3,470	83.03%
	Total	4,179	3,676	87.96%
0003417				
	Precinct	3,754	172	4.58%
	Vote by Mail	3,754	3,107	82.77%
	Total	3,754	3,279	87.35%
0003427				
	Precinct	3,240	183	5.65%
	Vote by Mail	3,240	2,649	81.76%
	Total	3,240	2,832	87.41%
0003434				
	Precinct	2,385	82	3.44%
	Vote by Mail	2,385	2,129	89.27%
	Total	2,385	2,211	92.70%
0003438				
	Precinct	4,335	177	4.08%
	Vote by Mail	4,335	3,760	86.74%
	Total	4,335	3,937	90.82%
0003445				
	Precinct	4,000	203	5.08%
	Vote by Mail	4,000	3,328	83.20%
	Total	4,000	3,531	88.28%
0003601				
	Precinct	1,493	38	2.55%
	Vote by Mail	1,493	1,297	86.87%
	Total	1,493	1,335	89.42%

0003602

Precinct	2,654	123	4.63%
Vote by Mail	2,654	2,241	84.44%
Total	2,654	2,364	89.07%

0003603

Precinct	1,443	56	3.88%
Vote by Mail	1,443	1,229	85.17%
Total	1,443	1,285	89.05%

0003604

Precinct	3,195	131	4.10%
Vote by Mail	3,195	2,653	83.04%
Total	3,195	2,784	87.14%

0003605

Precinct	3,612	171	4.73%
Vote by Mail	3,612	2,957	81.87%
Total	3,612	3,128	86.60%

0003606

Precinct	2,846	103	3.62%
Vote by Mail	2,846	2,453	86.19%
Total	2,846	2,556	89.81%

0003608

Precinct	3,234	135	4.17%
Vote by Mail	3,234	2,669	82.53%
Total	3,234	2,804	86.70%

0003609

Precinct	4,404	160	3.63%
Vote by Mail	4,404	3,733	84.76%
Total	4,404	3,893	88.40%

0003611

Precinct	3,101	114	3.68%
Vote by Mail	3,101	2,638	85.07%
Total	3,101	2,752	88.75%

0003614

Precinct	1,504	83	5.52%
Vote by Mail	1,504	1,250	83.11%
Total	1,504	1,333	88.63%

0003624

Precinct	3,889	152	3.91%
Vote by Mail	3,889	3,261	83.85%
Total	3,889	3,413	87.76%

0003635

Precinct	0	0	N/A
Vote by Mail	0	0	N/A
Total	0	0	N/A

0003652

Precinct	1,476	108	7.32%
Vote by Mail	1,476	1,172	79.40%
Total	1,476	1,280	86.72%

0003655

Precinct	219	15	6.85%
Vote by Mail	219	186	84.93%

	Total	219	201	91.78%
0003669				
	Precinct	3	0	0.00%
	Vote by Mail	3	2	66.67%
	Total	3	2	66.67%
0003670				
	Precinct	160	8	5.00%
	Vote by Mail	160	118	73.75%
	Total	160	126	78.75%
0003777				
	Precinct	1,745	62	3.55%
	Vote by Mail	1,745	1,551	88.88%
	Total	1,745	1,613	92.44%
0003779				
	Precinct	146	3	2.05%
	Vote by Mail	146	127	86.99%
	Total	146	130	89.04%
0003782				
	Precinct	421	15	3.56%
	Vote by Mail	421	356	84.56%
	Total	421	371	88.12%
0003783				
	Precinct	423	11	2.60%
	Vote by Mail	423	371	87.71%
	Total	423	382	90.31%
0003801				
	Precinct	1,711	106	6.20%
	Vote by Mail	1,711	1,447	84.57%
	Total	1,711	1,553	90.77%
0003802				
	Precinct	2,793	132	4.73%
	Vote by Mail	2,793	2,294	82.13%
	Total	2,793	2,426	86.86%
0003803				
	Precinct	2,482	112	4.51%
	Vote by Mail	2,482	2,024	81.55%
	Total	2,482	2,136	86.06%
0003804				
	Precinct	1,112	81	7.28%
	Vote by Mail	1,112	919	82.64%
	Total	1,112	1,000	89.93%
0003810				
	Precinct	2,257	185	8.20%
	Vote by Mail	2,257	1,697	75.19%
	Total	2,257	1,882	83.39%
0003811				
	Precinct	2,865	163	5.69%
	Vote by Mail	2,865	2,361	82.41%
	Total	2,865	2,524	88.10%
0003814				
	Precinct	2,713	179	6.60%

Vote by Mail	2,713	2,179	80.32%
Total	2,713	2,358	86.91%

0003820

Precinct	2,323	134	5.77%
Vote by Mail	2,323	1,899	81.75%
Total	2,323	2,033	87.52%

0003821

Precinct	1,089	61	5.60%
Vote by Mail	1,089	831	76.31%
Total	1,089	892	81.91%

0003825

Precinct	1,427	103	7.22%
Vote by Mail	1,427	1,163	81.50%
Total	1,427	1,266	88.72%

0003828

Precinct	1,215	59	4.86%
Vote by Mail	1,215	1,041	85.68%
Total	1,215	1,100	90.53%

0003835

Precinct	1,393	52	3.73%
Vote by Mail	1,393	1,220	87.58%
Total	1,393	1,272	91.31%

0003840

Precinct	2,253	152	6.75%
Vote by Mail	2,253	1,845	81.89%
Total	2,253	1,997	88.64%

0003846

Precinct	117	3	2.56%
Vote by Mail	117	99	84.62%
Total	117	102	87.18%

0003861

Precinct	82	3	3.66%
Vote by Mail	82	63	76.83%
Total	82	66	80.49%

0004401

Precinct	3,560	262	7.36%
Vote by Mail	3,560	2,710	76.12%
Total	3,560	2,972	83.48%

0004402

Precinct	4,133	263	6.36%
Vote by Mail	4,133	3,093	74.84%
Total	4,133	3,356	81.20%

0004403

Precinct	334	36	10.78%
Vote by Mail	334	225	67.37%
Total	334	261	78.14%

0004405

Precinct	4,385	307	7.00%
Vote by Mail	4,385	3,341	76.19%
Total	4,385	3,648	83.19%

0004407

	Precinct	3,743	280	7.48%
	Vote by Mail	3,743	2,856	76.30%
	Total	3,743	3,136	83.78%
0004409				
	Precinct	4,845	333	6.87%
	Vote by Mail	4,845	3,695	76.26%
	Total	4,845	4,028	83.14%
0004411				
	Precinct	2,581	153	5.93%
	Vote by Mail	2,581	2,123	82.25%
	Total	2,581	2,276	88.18%
0004412				
	Precinct	4,345	250	5.75%
	Vote by Mail	4,345	3,398	78.20%
	Total	4,345	3,648	83.96%
0004414				
	Precinct	4,757	251	5.28%
	Vote by Mail	4,757	3,807	80.03%
	Total	4,757	4,058	85.31%
0004417				
	Precinct	3,982	220	5.52%
	Vote by Mail	3,982	3,101	77.88%
	Total	3,982	3,321	83.40%
0004665				
	Precinct	38	1	2.63%
	Vote by Mail	38	30	78.95%
	Total	38	31	81.58%
0004666				
	Precinct	7	0	0.00%
	Vote by Mail	7	7	100.00%
	Total	7	7	100.00%
0004671				
	Precinct	1,844	94	5.10%
	Vote by Mail	1,844	1,568	85.03%
	Total	1,844	1,662	90.13%
0004672				
	Precinct	1,031	43	4.17%
	Vote by Mail	1,031	879	85.26%
	Total	1,031	922	89.43%
0004674				
	Precinct	1,594	88	5.52%
	Vote by Mail	1,594	1,362	85.45%
	Total	1,594	1,450	90.97%
0004675				
	Precinct	3,153	214	6.79%
	Vote by Mail	3,153	2,638	83.67%
	Total	3,153	2,852	90.45%
0004685				
	Precinct	1,707	62	3.63%
	Vote by Mail	1,707	1,456	85.30%
	Total	1,707	1,518	88.93%

0004687

Precinct	1,777	69	3.88%
Vote by Mail	1,777	1,555	87.51%
Total	1,777	1,624	91.39%

0004688

Precinct	3,379	136	4.02%
Vote by Mail	3,379	2,889	85.50%
Total	3,379	3,025	89.52%

0004691

Precinct	2,285	109	4.77%
Vote by Mail	2,285	1,904	83.33%
Total	2,285	2,013	88.10%

0004696

Precinct	1,356	42	3.10%
Vote by Mail	1,356	1,166	85.99%
Total	1,356	1,208	89.09%

0004698

Precinct	1,201	49	4.08%
Vote by Mail	1,201	1,026	85.43%
Total	1,201	1,075	89.51%

0004699

Precinct	1,732	63	3.64%
Vote by Mail	1,732	1,496	86.37%
Total	1,732	1,559	90.01%

0004702

Precinct	1,089	51	4.68%
Vote by Mail	1,089	911	83.65%
Total	1,089	962	88.34%

0004715

Precinct	641	23	3.59%
Vote by Mail	641	488	76.13%
Total	641	511	79.72%

0004733

Precinct	51	7	13.73%
Vote by Mail	51	40	78.43%
Total	51	47	92.16%

0004801

Precinct	1,564	121	7.74%
Vote by Mail	1,564	1,157	73.98%
Total	1,564	1,278	81.71%

0004806

Precinct	3,037	211	6.95%
Vote by Mail	3,037	2,505	82.48%
Total	3,037	2,716	89.43%

0004811

Precinct	1,845	121	6.56%
Vote by Mail	1,845	1,502	81.41%
Total	1,845	1,623	87.97%

0004826

Precinct	1,603	102	6.36%
Vote by Mail	1,603	1,287	80.29%

	Total	1,603	1,389	86.65%
0004827				
	Precinct	3,182	189	5.94%
	Vote by Mail	3,182	2,555	80.30%
	Total	3,182	2,744	86.24%
0004833				
	Precinct	2,168	140	6.46%
	Vote by Mail	2,168	1,719	79.29%
	Total	2,168	1,859	85.75%
0004851				
	Precinct	1,204	82	6.81%
	Vote by Mail	1,204	953	79.15%
	Total	1,204	1,035	85.96%
0004853				
	Precinct	2,222	110	4.95%
	Vote by Mail	2,222	1,811	81.50%
	Total	2,222	1,921	86.45%
0004858				
	Precinct	3,005	254	8.45%
	Vote by Mail	3,005	2,298	76.47%
	Total	3,005	2,552	84.93%
0004876				
	Precinct	3,740	232	6.20%
	Vote by Mail	3,740	3,112	83.21%
	Total	3,740	3,344	89.41%
0004881				
	Precinct	4,439	247	5.56%
	Vote by Mail	4,439	3,791	85.40%
	Total	4,439	4,038	90.97%
0004941				
	Precinct	3,088	211	6.83%
	Vote by Mail	3,088	2,309	74.77%
	Total	3,088	2,520	81.61%
0004942				
	Precinct	2,217	146	6.59%
	Vote by Mail	2,217	1,766	79.66%
	Total	2,217	1,912	86.24%
0004943				
	Precinct	107	8	7.48%
	Vote by Mail	107	84	78.50%
	Total	107	92	85.98%
0004944				
	Precinct	1,139	117	10.27%
	Vote by Mail	1,139	681	59.79%
	Total	1,139	798	70.06%
0004945				
	Precinct	1,582	138	8.72%
	Vote by Mail	1,582	1,108	70.04%
	Total	1,582	1,246	78.76%
0004946				
	Precinct	3,484	272	7.81%

Vote by Mail	3,484	2,500	71.76%
Total	3,484	2,772	79.56%

0004949

Precinct	2,620	183	6.98%
Vote by Mail	2,620	2,175	83.02%
Total	2,620	2,358	90.00%

0004950

Precinct	2,320	183	7.89%
Vote by Mail	2,320	1,851	79.78%
Total	2,320	2,034	87.67%

0004954

Precinct	2,050	132	6.44%
Vote by Mail	2,050	1,541	75.17%
Total	2,050	1,673	81.61%

0004956

Precinct	270	25	9.26%
Vote by Mail	270	184	68.15%
Total	270	209	77.41%

0004958

Precinct	1,699	143	8.42%
Vote by Mail	1,699	1,106	65.10%
Total	1,699	1,249	73.51%

0004965

Precinct	3,097	204	6.59%
Vote by Mail	3,097	2,497	80.63%
Total	3,097	2,701	87.21%

0004969

Precinct	2,417	151	6.25%
Vote by Mail	2,417	1,799	74.43%
Total	2,417	1,950	80.68%

0004971

Precinct	944	52	5.51%
Vote by Mail	944	779	82.52%
Total	944	831	88.03%

0004973

Precinct	2,540	153	6.02%
Vote by Mail	2,540	2,090	82.28%
Total	2,540	2,243	88.31%

0004974

Precinct	1,119	92	8.22%
Vote by Mail	1,119	833	74.44%
Total	1,119	925	82.66%

0005449

Precinct	148	7	4.73%
Vote by Mail	148	134	90.54%
Total	148	141	95.27%

0005451

Precinct	17	0	0.00%
Vote by Mail	17	15	88.24%
Total	17	15	88.24%

0005454

	Precinct	9	1	11.11%
	Vote by Mail	9	7	77.78%
	Total	9	8	88.89%
0005455	Precinct	0	0	N/A
	Vote by Mail	0	0	N/A
	Total	0	0	N/A
0005456	Precinct	4	0	0.00%
	Vote by Mail	4	3	75.00%
	Total	4	3	75.00%
0005458	Precinct	2	0	0.00%
	Vote by Mail	2	0	0.00%
	Total	2	0	0.00%
0005502	Precinct	464	27	5.82%
	Vote by Mail	464	382	82.33%
	Total	464	409	88.15%
0005503	Precinct	400	29	7.25%
	Vote by Mail	400	273	68.25%
	Total	400	302	75.50%
0005505	Precinct	374	16	4.28%
	Vote by Mail	374	302	80.75%
	Total	374	318	85.03%
0005507	Precinct	1	0	0.00%
	Vote by Mail	1	0	0.00%
	Total	1	0	0.00%
0005556	Precinct	1,648	136	8.25%
	Vote by Mail	1,648	1,183	71.78%
	Total	1,648	1,319	80.04%
0005557	Precinct	1,052	51	4.85%
	Vote by Mail	1,052	870	82.70%
	Total	1,052	921	87.55%
0005567	Precinct	616	44	7.14%
	Vote by Mail	616	468	75.97%
	Total	616	512	83.12%
0005742	Precinct	18	0	0.00%
	Vote by Mail	18	17	94.44%
	Total	18	17	94.44%
0005743	Precinct	587	41	6.98%
	Vote by Mail	587	486	82.79%
	Total	587	527	89.78%

0005745

Precinct	493	28	5.68%
Vote by Mail	493	423	85.80%
Total	493	451	91.48%

0005747

Precinct	988	33	3.34%
Vote by Mail	988	879	88.97%
Total	988	912	92.31%

0005748

Precinct	1,927	173	8.98%
Vote by Mail	1,927	1,569	81.42%
Total	1,927	1,742	90.40%

0005756

Precinct	103	3	2.91%
Vote by Mail	103	85	82.52%
Total	103	88	85.44%

0005758

Precinct	187	3	1.60%
Vote by Mail	187	168	89.84%
Total	187	171	91.44%

0005759

Precinct	477	25	5.24%
Vote by Mail	477	410	85.95%
Total	477	435	91.19%

0005762

Precinct	298	8	2.68%
Vote by Mail	298	258	86.58%
Total	298	266	89.26%

0005763

Precinct	82	8	9.76%
Vote by Mail	82	71	86.59%
Total	82	79	96.34%

0005770

Precinct	181	3	1.66%
Vote by Mail	181	162	89.50%
Total	181	165	91.16%

0005775

Precinct	373	9	2.41%
Vote by Mail	373	314	84.18%
Total	373	323	86.60%

0005785

Precinct	0	0	N/A
Vote by Mail	0	0	N/A
Total	0	0	N/A

0005793

Precinct	0	0	N/A
Vote by Mail	0	0	N/A
Total	0	0	N/A

0005795

Precinct	3	0	0.00%
Vote by Mail	3	2	66.67%

	Total	3	2	66.67%
0005804				
	Precinct	1,276	64	5.02%
	Vote by Mail	1,276	1,070	83.86%
	Total	1,276	1,134	88.87%
0005810				
	Precinct	415	27	6.51%
	Vote by Mail	415	354	85.30%
	Total	415	381	91.81%
0005811				
	Precinct	327	16	4.89%
	Vote by Mail	327	274	83.79%
	Total	327	290	88.69%
0005813				
	Precinct	60	4	6.67%
	Vote by Mail	60	50	83.33%
	Total	60	54	90.00%
0005814				
	Precinct	263	18	6.84%
	Vote by Mail	263	213	80.99%
	Total	263	231	87.83%
0005854				
	Precinct	2	0	0.00%
	Vote by Mail	2	2	100.00%
	Total	2	2	100.00%
0005879				
	Precinct	25	3	12.00%
	Vote by Mail	25	20	80.00%
	Total	25	23	92.00%
0005886				
	Precinct	22	3	13.64%
	Vote by Mail	22	13	59.09%
	Total	22	16	72.73%
0005888				
	Precinct	0	0	N/A
	Vote by Mail	0	0	N/A
	Total	0	0	N/A
0005894				
	Precinct	258	7	2.71%
	Vote by Mail	258	220	85.27%
	Total	258	227	87.98%
0005896				
	Precinct	4	0	0.00%
	Vote by Mail	4	3	75.00%
	Total	4	3	75.00%
0005901				
	Precinct	1	0	0.00%
	Vote by Mail	1	0	0.00%
	Total	1	0	0.00%
0005902				
	Precinct	496	24	4.84%

Vote by Mail	496	433	87.30%
Total	496	457	92.14%

0005903

Precinct	679	52	7.66%
Vote by Mail	679	537	79.09%
Total	679	589	86.75%

0005906

Precinct	472	34	7.20%
Vote by Mail	472	369	78.18%
Total	472	403	85.38%

0005907

Precinct	9	0	0.00%
Vote by Mail	9	8	88.89%
Total	9	8	88.89%

0005911

Precinct	2,097	193	9.20%
Vote by Mail	2,097	1,586	75.63%
Total	2,097	1,779	84.84%

0005912

Precinct	212	16	7.55%
Vote by Mail	212	144	67.92%
Total	212	160	75.47%

0005914

Precinct	1,243	83	6.68%
Vote by Mail	1,243	1,025	82.46%
Total	1,243	1,108	89.14%

0005915

Precinct	1,049	60	5.72%
Vote by Mail	1,049	863	82.27%
Total	1,049	923	87.99%

0005916

Precinct	91	6	6.59%
Vote by Mail	91	75	82.42%
Total	91	81	89.01%

0005917

Precinct	296	22	7.43%
Vote by Mail	296	232	78.38%
Total	296	254	85.81%

0005919

Precinct	413	29	7.02%
Vote by Mail	413	320	77.48%
Total	413	349	84.50%

0005922

Precinct	628	58	9.24%
Vote by Mail	628	472	75.16%
Total	628	530	84.39%

0005925

Precinct	94	2	2.13%
Vote by Mail	94	79	84.04%
Total	94	81	86.17%

0005927

	Precinct	1	0	0.00%
	Vote by Mail	1	1	100.00%
	Total	1	1	100.00%
0005929	Precinct	159	15	9.43%
	Vote by Mail	159	120	75.47%
	Total	159	135	84.91%
0005931	Precinct	160	5	3.13%
	Vote by Mail	160	135	84.38%
	Total	160	140	87.50%
0005936	Precinct	506	35	6.92%
	Vote by Mail	506	391	77.27%
	Total	506	426	84.19%
0005940	Precinct	59	8	13.56%
	Vote by Mail	59	45	76.27%
	Total	59	53	89.83%
0005947	Precinct	575	21	3.65%
	Vote by Mail	575	484	84.17%
	Total	575	505	87.83%
0005949	Precinct	685	50	7.30%
	Vote by Mail	685	481	70.22%
	Total	685	531	77.52%
0005950	Precinct	159	14	8.81%
	Vote by Mail	159	123	77.36%
	Total	159	137	86.16%
0005951	Precinct	6	0	0.00%
	Vote by Mail	6	7	116.67%
	Total	6	7	116.67%
0005955	Precinct	1,347	101	7.50%
	Vote by Mail	1,347	1,053	78.17%
	Total	1,347	1,154	85.67%
0005956	Precinct	1,192	57	4.78%
	Vote by Mail	1,192	998	83.72%
	Total	1,192	1,055	88.51%
0005957	Precinct	152	9	5.92%
	Vote by Mail	152	116	76.32%
	Total	152	125	82.24%
0005958	Precinct	943	78	8.27%
	Vote by Mail	943	720	76.35%
	Total	943	798	84.62%

0005959

Precinct	103	3	2.91%
Vote by Mail	103	78	75.73%
Total	103	81	78.64%

0005965

Precinct	1,280	100	7.81%
Vote by Mail	1,280	986	77.03%
Total	1,280	1,086	84.84%

0005966

Precinct	241	13	5.39%
Vote by Mail	241	177	73.44%
Total	241	190	78.84%

0005975

Precinct	57	5	8.77%
Vote by Mail	57	31	54.39%
Total	57	36	63.16%

0005988

Precinct	2	0	0.00%
Vote by Mail	2	0	0.00%
Total	2	0	0.00%

0006023

Precinct	18	0	0.00%
Vote by Mail	18	13	72.22%
Total	18	13	72.22%

0006028

Precinct	73	1	1.37%
Vote by Mail	73	59	80.82%
Total	73	60	82.19%

0006031

Precinct	35	2	5.71%
Vote by Mail	35	26	74.29%
Total	35	28	80.00%

0006035

Precinct	0	0	N/A
Vote by Mail	0	0	N/A
Total	0	0	N/A

0006036

Precinct	0	0	N/A
Vote by Mail	0	0	N/A
Total	0	0	N/A

0006048

Precinct	24	0	0.00%
Vote by Mail	24	21	87.50%
Total	24	21	87.50%

0006401

Precinct	1	0	0.00%
Vote by Mail	1	0	0.00%
Total	1	0	0.00%

0006402

Precinct	100	2	2.00%
Vote by Mail	100	91	91.00%

	Total	100	93	93.00%
0006404				
	Precinct	2,921	147	5.03%
	Vote by Mail	2,921	2,383	81.58%
	Total	2,921	2,530	86.61%
0006405				
	Precinct	11	0	0.00%
	Vote by Mail	11	10	90.91%
	Total	11	10	90.91%
0006410				
	Precinct	110	6	5.45%
	Vote by Mail	110	89	80.91%
	Total	110	95	86.36%
0006413				
	Precinct	10	0	0.00%
	Vote by Mail	10	9	90.00%
	Total	10	9	90.00%
0006418				
	Precinct	868	56	6.45%
	Vote by Mail	868	709	81.68%
	Total	868	765	88.13%
0006419				
	Precinct	64	5	7.81%
	Vote by Mail	64	54	84.38%
	Total	64	59	92.19%
0006423				
	Precinct	59	4	6.78%
	Vote by Mail	59	49	83.05%
	Total	59	53	89.83%
0006452				
	Precinct	1,297	106	8.17%
	Vote by Mail	1,297	839	64.69%
	Total	1,297	945	72.86%
0006454				
	Precinct	301	15	4.98%
	Vote by Mail	301	232	77.08%
	Total	301	247	82.06%
0006455				
	Precinct	3,400	207	6.09%
	Vote by Mail	3,400	2,451	72.09%
	Total	3,400	2,658	78.18%
0006491				
	Precinct	28	0	0.00%
	Vote by Mail	28	24	85.71%
	Total	28	24	85.71%
0006502				
	Precinct	376	24	6.38%
	Vote by Mail	376	264	70.21%
	Total	376	288	76.60%
0006509				
	Precinct	23	3	13.04%

	Vote by Mail	23	12	52.17%
	Total	23	15	65.22%
0006510				
	Precinct	38	3	7.89%
	Vote by Mail	38	32	84.21%
	Total	38	35	92.11%
0006511				
	Precinct	152	5	3.29%
	Vote by Mail	152	125	82.24%
	Total	152	130	85.53%
0006515				
	Precinct	129	8	6.20%
	Vote by Mail	129	101	78.29%
	Total	129	109	84.50%
0006624				
	Precinct	7	0	0.00%
	Vote by Mail	7	7	100.00%
	Total	7	7	100.00%
0006625				
	Precinct	5	0	0.00%
	Vote by Mail	5	5	100.00%
	Total	5	5	100.00%
0006669				
	Precinct	85	1	1.18%
	Vote by Mail	85	76	89.41%
	Total	85	77	90.59%
0006678				
	Precinct	61	1	1.64%
	Vote by Mail	61	54	88.52%
	Total	61	55	90.16%
0007001				
	Precinct	2,136	158	7.40%
	Vote by Mail	2,136	1,599	74.86%
	Total	2,136	1,757	82.26%
0007005				
	Precinct	2,719	173	6.36%
	Vote by Mail	2,719	2,056	75.62%
	Total	2,719	2,229	81.98%
0007011				
	Precinct	378	29	7.67%
	Vote by Mail	378	292	77.25%
	Total	378	321	84.92%
0007012				
	Precinct	2,078	106	5.10%
	Vote by Mail	2,078	1,711	82.34%
	Total	2,078	1,817	87.44%
0007014				
	Precinct	2,416	103	4.26%
	Vote by Mail	2,416	2,013	83.32%
	Total	2,416	2,116	87.58%
0007019				

	Precinct	3,976	262	6.59%
	Vote by Mail	3,976	3,056	76.86%
	Total	3,976	3,318	83.45%
0007025				
	Precinct	3,425	203	5.93%
	Vote by Mail	3,425	2,587	75.53%
	Total	3,425	2,790	81.46%
0007028				
	Precinct	3,142	175	5.57%
	Vote by Mail	3,142	2,522	80.27%
	Total	3,142	2,697	85.84%
0007032				
	Precinct	4,060	189	4.66%
	Vote by Mail	4,060	3,391	83.52%
	Total	4,060	3,580	88.18%
0007036				
	Precinct	3,701	132	3.57%
	Vote by Mail	3,701	3,161	85.41%
	Total	3,701	3,293	88.98%
0007038				
	Precinct	321	17	5.30%
	Vote by Mail	321	279	86.92%
	Total	321	296	92.21%
0007041				
	Precinct	3,457	280	8.10%
	Vote by Mail	3,457	2,582	74.69%
	Total	3,457	2,862	82.79%
0007044				
	Precinct	2,098	141	6.72%
	Vote by Mail	2,098	1,608	76.64%
	Total	2,098	1,749	83.37%
0007046				
	Precinct	3,396	213	6.27%
	Vote by Mail	3,396	2,567	75.59%
	Total	3,396	2,780	81.86%
0007051				
	Precinct	0	0	N/A
	Vote by Mail	0	0	N/A
	Total	0	0	N/A
0007059				
	Precinct	549	48	8.74%
	Vote by Mail	549	407	74.13%
	Total	549	455	82.88%
0007061				
	Precinct	2,225	103	4.63%
	Vote by Mail	2,225	1,882	84.58%
	Total	2,225	1,985	89.21%
0007062				
	Precinct	2,982	183	6.14%
	Vote by Mail	2,982	2,366	79.34%
	Total	2,982	2,549	85.48%

0007079

Precinct	2,131	121	5.68%
Vote by Mail	2,131	1,791	84.05%
Total	2,131	1,912	89.72%

0007081

Precinct	1,922	100	5.20%
Vote by Mail	1,922	1,634	85.02%
Total	1,922	1,734	90.22%

0007089

Precinct	1,362	53	3.89%
Vote by Mail	1,362	1,161	85.24%
Total	1,362	1,214	89.13%

0007201

Precinct	489	22	4.50%
Vote by Mail	489	398	81.39%
Total	489	420	85.89%

0007202

Precinct	1,040	76	7.31%
Vote by Mail	1,040	743	71.44%
Total	1,040	819	78.75%

0007203

Precinct	701	56	7.99%
Vote by Mail	701	476	67.90%
Total	701	532	75.89%

0007205

Precinct	3,320	230	6.93%
Vote by Mail	3,320	2,382	71.75%
Total	3,320	2,612	78.67%

0007214

Precinct	2,130	162	7.61%
Vote by Mail	2,130	1,607	75.45%
Total	2,130	1,769	83.05%

0007217

Precinct	4,044	302	7.47%
Vote by Mail	4,044	2,787	68.92%
Total	4,044	3,089	76.38%

0007219

Precinct	1,185	55	4.64%
Vote by Mail	1,185	934	78.82%
Total	1,185	989	83.46%

0007221

Precinct	1,804	91	5.04%
Vote by Mail	1,804	1,469	81.43%
Total	1,804	1,560	86.47%

0007224

Precinct	1,022	77	7.53%
Vote by Mail	1,022	754	73.78%
Total	1,022	831	81.31%

0007231

Precinct	826	65	7.87%
Vote by Mail	826	653	79.06%

	Total	826	718	86.92%
0007235				
	Precinct	2,681	227	8.47%
	Vote by Mail	2,681	1,936	72.21%
	Total	2,681	2,163	80.68%
0007237				
	Precinct	2,778	221	7.96%
	Vote by Mail	2,778	2,070	74.51%
	Total	2,778	2,291	82.47%
0007245				
	Precinct	295	16	5.42%
	Vote by Mail	295	247	83.73%
	Total	295	263	89.15%
0007246				
	Precinct	1,654	80	4.84%
	Vote by Mail	1,654	1,293	78.17%
	Total	1,654	1,373	83.01%
0007248				
	Precinct	2,685	185	6.89%
	Vote by Mail	2,685	2,121	78.99%
	Total	2,685	2,306	85.88%
0007252				
	Precinct	3,672	244	6.64%
	Vote by Mail	3,672	2,686	73.15%
	Total	3,672	2,930	79.79%
0007255				
	Precinct	3,699	251	6.79%
	Vote by Mail	3,699	2,723	73.61%
	Total	3,699	2,974	80.40%
0007257				
	Precinct	1,653	80	4.84%
	Vote by Mail	1,653	1,363	82.46%
	Total	1,653	1,443	87.30%
0007261				
	Precinct	2,322	187	8.05%
	Vote by Mail	2,322	1,834	78.98%
	Total	2,322	2,021	87.04%
0007264				
	Precinct	2,647	199	7.52%
	Vote by Mail	2,647	2,058	77.75%
	Total	2,647	2,257	85.27%
0007271				
	Precinct	3,185	174	5.46%
	Vote by Mail	3,185	2,608	81.88%
	Total	3,185	2,782	87.35%
0007273				
	Precinct	3,592	214	5.96%
	Vote by Mail	3,592	3,002	83.57%
	Total	3,592	3,216	89.53%
0007282				
	Precinct	2,151	122	5.67%

Vote by Mail	2,151	1,718	79.87%
Total	2,151	1,840	85.54%

0007294

Precinct	778	42	5.40%
Vote by Mail	778	611	78.53%
Total	778	653	83.93%

0007295

Precinct	2,045	111	5.43%
Vote by Mail	2,045	1,633	79.85%
Total	2,045	1,744	85.28%

0007298

Precinct	1,362	86	6.31%
Vote by Mail	1,362	1,123	82.45%
Total	1,362	1,209	88.77%

0007299

Precinct	1,137	66	5.80%
Vote by Mail	1,137	904	79.51%
Total	1,137	970	85.31%

0007306

Precinct	0	0	N/A
Vote by Mail	0	0	N/A
Total	0	0	N/A

0007401

Precinct	0	1	N/A
Vote by Mail	0	0	N/A
Total	0	1	N/A

0007402

Precinct	660	34	5.15%
Vote by Mail	660	486	73.64%
Total	660	520	78.79%

0007403

Precinct	1,650	146	8.85%
Vote by Mail	1,650	1,281	77.64%
Total	1,650	1,427	86.48%

0007408

Precinct	966	29	3.00%
Vote by Mail	966	754	78.05%
Total	966	783	81.06%

0007409

Precinct	494	29	5.87%
Vote by Mail	494	322	65.18%
Total	494	351	71.05%

0007410

Precinct	8	2	25.00%
Vote by Mail	8	4	50.00%
Total	8	6	75.00%

0007411

Precinct	58	6	10.34%
Vote by Mail	58	21	36.21%
Total	58	27	46.55%

0007414

	Precinct	392	19	4.85%
	Vote by Mail	392	319	81.38%
	Total	392	338	86.22%
0007415				
	Precinct	53	1	1.89%
	Vote by Mail	53	45	84.91%
	Total	53	46	86.79%
0007416				
	Precinct	250	16	6.40%
	Vote by Mail	250	154	61.60%
	Total	250	170	68.00%
0007417				
	Precinct	3,477	208	5.98%
	Vote by Mail	3,477	2,740	78.80%
	Total	3,477	2,948	84.79%
0007418				
	Precinct	2,233	119	5.33%
	Vote by Mail	2,233	1,579	70.71%
	Total	2,233	1,698	76.04%
0007419				
	Precinct	1,353	64	4.73%
	Vote by Mail	1,353	1,101	81.37%
	Total	1,353	1,165	86.10%
0007430				
	Precinct	3,307	242	7.32%
	Vote by Mail	3,307	2,337	70.67%
	Total	3,307	2,579	77.99%
0007435				
	Precinct	3,152	210	6.66%
	Vote by Mail	3,152	2,184	69.29%
	Total	3,152	2,394	75.95%
0007436				
	Precinct	4,845	293	6.05%
	Vote by Mail	4,845	3,431	70.82%
	Total	4,845	3,724	76.86%
0007438				
	Precinct	419	48	11.46%
	Vote by Mail	419	291	69.45%
	Total	419	339	80.91%
0007440				
	Precinct	72	7	9.72%
	Vote by Mail	72	41	56.94%
	Total	72	48	66.67%
0007441				
	Precinct	2,350	130	5.53%
	Vote by Mail	2,350	1,728	73.53%
	Total	2,350	1,858	79.06%
0007442				
	Precinct	356	37	10.39%
	Vote by Mail	356	223	62.64%
	Total	356	260	73.03%

0007447

Precinct	3,253	245	7.53%
Vote by Mail	3,253	1,777	54.63%
Total	3,253	2,022	62.16%

0007458

Precinct	2,928	299	10.21%
Vote by Mail	2,928	1,566	53.48%
Total	2,928	1,865	63.70%

0007459

Precinct	3,365	295	8.77%
Vote by Mail	3,365	2,379	70.70%
Total	3,365	2,674	79.47%

0007470

Precinct	2,646	183	6.92%
Vote by Mail	2,646	1,980	74.83%
Total	2,646	2,163	81.75%

0007471

Precinct	4,273	304	7.11%
Vote by Mail	4,273	2,774	64.92%
Total	4,273	3,078	72.03%

0007479

Precinct	1,875	139	7.41%
Vote by Mail	1,875	1,204	64.21%
Total	1,875	1,343	71.63%

0007483

Precinct	3,183	273	8.58%
Vote by Mail	3,183	2,096	65.85%
Total	3,183	2,369	74.43%

0007601

Precinct	3,927	279	7.10%
Vote by Mail	3,927	2,897	73.77%
Total	3,927	3,176	80.88%

0007606

Precinct	4,352	291	6.69%
Vote by Mail	4,352	3,235	74.33%
Total	4,352	3,526	81.02%

0007609

Precinct	1,044	100	9.58%
Vote by Mail	1,044	717	68.68%
Total	1,044	817	78.26%

0007615

Precinct	1,407	113	8.03%
Vote by Mail	1,407	963	68.44%
Total	1,407	1,076	76.47%

0007619

Precinct	2,469	158	6.40%
Vote by Mail	2,469	1,878	76.06%
Total	2,469	2,036	82.46%

0007620

Precinct	3,744	185	4.94%
Vote by Mail	3,744	2,965	79.19%

	Total	3,744	3,150	84.13%
0007621				
	Precinct	4,374	257	5.88%
	Vote by Mail	4,374	3,397	77.66%
	Total	4,374	3,654	83.54%
0007624				
	Precinct	3,107	182	5.86%
	Vote by Mail	3,107	2,438	78.47%
	Total	3,107	2,620	84.33%
0007632				
	Precinct	3,674	249	6.78%
	Vote by Mail	3,674	2,855	77.71%
	Total	3,674	3,104	84.49%
0007634				
	Precinct	2,025	123	6.07%
	Vote by Mail	2,025	1,645	81.23%
	Total	2,025	1,768	87.31%
0007648				
	Precinct	3,583	184	5.14%
	Vote by Mail	3,583	2,822	78.76%
	Total	3,583	3,006	83.90%
0007654				
	Precinct	4,833	258	5.34%
	Vote by Mail	4,833	3,679	76.12%
	Total	4,833	3,937	81.46%
0007660				
	Precinct	3,885	218	5.61%
	Vote by Mail	3,885	2,961	76.22%
	Total	3,885	3,179	81.83%
0007666				
	Precinct	3,876	231	5.96%
	Vote by Mail	3,876	3,113	80.31%
	Total	3,876	3,344	86.27%
0007670				
	Precinct	118	2	1.69%
	Vote by Mail	118	101	85.59%
	Total	118	103	87.29%
0007673				
	Precinct	1	0	0.00%
	Vote by Mail	1	0	0.00%
	Total	1	0	0.00%
0007674				
	Precinct	3	0	0.00%
	Vote by Mail	3	0	0.00%
	Total	3	0	0.00%
0007677				
	Precinct	4,292	211	4.92%
	Vote by Mail	4,292	3,303	76.96%
	Total	4,292	3,514	81.87%
0007680				
	Precinct	2,456	154	6.27%

	Vote by Mail	2,456	1,928	78.50%
	Total	2,456	2,082	84.77%
0007689				
	Precinct	16	0	0.00%
	Vote by Mail	16	13	81.25%
	Total	16	13	81.25%
0007690				
	Precinct	1,264	56	4.43%
	Vote by Mail	1,264	963	76.19%
	Total	1,264	1,019	80.62%
0007801				
	Precinct	881	54	6.13%
	Vote by Mail	881	698	79.23%
	Total	881	752	85.36%
0007802				
	Precinct	458	25	5.46%
	Vote by Mail	458	350	76.42%
	Total	458	375	81.88%
0007803				
	Precinct	1,204	63	5.23%
	Vote by Mail	1,204	925	76.83%
	Total	1,204	988	82.06%
0007805				
	Precinct	2,246	124	5.52%
	Vote by Mail	2,246	1,695	75.47%
	Total	2,246	1,819	80.99%
0007810				
	Precinct	309	17	5.50%
	Vote by Mail	309	228	73.79%
	Total	309	245	79.29%
0007811				
	Precinct	230	17	7.39%
	Vote by Mail	230	166	72.17%
	Total	230	183	79.57%
0007812				
	Precinct	1,728	96	5.56%
	Vote by Mail	1,728	1,324	76.62%
	Total	1,728	1,420	82.18%
0007816				
	Precinct	288	28	9.72%
	Vote by Mail	288	216	75.00%
	Total	288	244	84.72%
0007817				
	Precinct	12	0	0.00%
	Vote by Mail	12	9	75.00%
	Total	12	9	75.00%
0007818				
	Precinct	257	8	3.11%
	Vote by Mail	257	217	84.44%
	Total	257	225	87.55%
0007821				

	Precinct	4,767	296	6.21%
	Vote by Mail	4,767	3,254	68.26%
	Total	4,767	3,550	74.47%
0007826				
	Precinct	4,223	274	6.49%
	Vote by Mail	4,223	2,817	66.71%
	Total	4,223	3,091	73.19%
0007827				
	Precinct	1,536	119	7.75%
	Vote by Mail	1,536	1,007	65.56%
	Total	1,536	1,126	73.31%
0007832				
	Precinct	2,704	217	8.03%
	Vote by Mail	2,704	1,794	66.35%
	Total	2,704	2,011	74.37%
0007833				
	Precinct	3,385	254	7.50%
	Vote by Mail	3,385	2,279	67.33%
	Total	3,385	2,533	74.83%
0007843				
	Precinct	5,001	376	7.52%
	Vote by Mail	5,001	3,331	66.61%
	Total	5,001	3,707	74.13%
0007849				
	Precinct	3,380	232	6.86%
	Vote by Mail	3,380	2,271	67.19%
	Total	3,380	2,503	74.05%
0007850				
	Precinct	2,424	205	8.46%
	Vote by Mail	2,424	1,625	67.04%
	Total	2,424	1,830	75.50%
0007851				
	Precinct	1,426	71	4.98%
	Vote by Mail	1,426	1,127	79.03%
	Total	1,426	1,198	84.01%
0007861				
	Precinct	2,087	153	7.33%
	Vote by Mail	2,087	1,425	68.28%
	Total	2,087	1,578	75.61%
0007867				
	Precinct	3,759	228	6.07%
	Vote by Mail	3,759	2,634	70.07%
	Total	3,759	2,862	76.14%
0007874				
	Precinct	507	20	3.94%
	Vote by Mail	507	357	70.41%
	Total	507	377	74.36%
0007880				
	Precinct	5	3	60.00%
	Vote by Mail	5	4	80.00%
	Total	5	7	140.00%

0008001

Precinct	273	11	4.03%
Vote by Mail	273	228	83.52%
Total	273	239	87.55%

0008002

Precinct	465	24	5.16%
Vote by Mail	465	354	76.13%
Total	465	378	81.29%

0008003

Precinct	2,865	167	5.83%
Vote by Mail	2,865	2,368	82.65%
Total	2,865	2,535	88.48%

0008005

Precinct	4,023	184	4.57%
Vote by Mail	4,023	3,374	83.87%
Total	4,023	3,558	88.44%

0008007

Precinct	761	57	7.49%
Vote by Mail	761	590	77.53%
Total	761	647	85.02%

0008011

Precinct	492	23	4.67%
Vote by Mail	492	414	84.15%
Total	492	437	88.82%

0008012

Precinct	16	1	6.25%
Vote by Mail	16	16	100.00%
Total	16	17	106.25%

0008013

Precinct	109	5	4.59%
Vote by Mail	109	79	72.48%
Total	109	84	77.06%

0008016

Precinct	4,535	311	6.86%
Vote by Mail	4,535	3,526	77.75%
Total	4,535	3,837	84.61%

0008017

Precinct	1,925	136	7.06%
Vote by Mail	1,925	1,462	75.95%
Total	1,925	1,598	83.01%

0008022

Precinct	969	60	6.19%
Vote by Mail	969	762	78.64%
Total	969	822	84.83%

0008023

Precinct	970	62	6.39%
Vote by Mail	970	765	78.87%
Total	970	827	85.26%

0008026

Precinct	1,174	105	8.94%
Vote by Mail	1,174	759	64.65%

	Total	1,174	864	73.59%
0008028				
	Precinct	382	26	6.81%
	Vote by Mail	382	270	70.68%
	Total	382	296	77.49%
0008029				
	Precinct	170	9	5.29%
	Vote by Mail	170	125	73.53%
	Total	170	134	78.82%
0008030				
	Precinct	1,148	85	7.40%
	Vote by Mail	1,148	860	74.91%
	Total	1,148	945	82.32%
0008033				
	Precinct	282	14	4.96%
	Vote by Mail	282	222	78.72%
	Total	282	236	83.69%
0008034				
	Precinct	290	21	7.24%
	Vote by Mail	290	184	63.45%
	Total	290	205	70.69%
0008038				
	Precinct	4	0	0.00%
	Vote by Mail	4	4	100.00%
	Total	4	4	100.00%
0008040				
	Precinct	630	50	7.94%
	Vote by Mail	630	465	73.81%
	Total	630	515	81.75%
0008047				
	Precinct	2,162	129	5.97%
	Vote by Mail	2,162	1,753	81.08%
	Total	2,162	1,882	87.05%
0008049				
	Precinct	59	2	3.39%
	Vote by Mail	59	42	71.19%
	Total	59	44	74.58%
0008050				
	Precinct	1,860	99	5.32%
	Vote by Mail	1,860	1,354	72.80%
	Total	1,860	1,453	78.12%
0008053				
	Precinct	2,999	172	5.74%
	Vote by Mail	2,999	2,368	78.96%
	Total	2,999	2,540	84.69%
0008054				
	Precinct	2,428	113	4.65%
	Vote by Mail	2,428	2,001	82.41%
	Total	2,428	2,114	87.07%
0008055				
	Precinct	339	16	4.72%

Vote by Mail	339	262	77.29%
Total	339	278	82.01%

0008062

Precinct	3,284	205	6.24%
Vote by Mail	3,284	2,422	73.75%
Total	3,284	2,627	79.99%

0008066

Precinct	1,063	77	7.24%
Vote by Mail	1,063	855	80.43%
Total	1,063	932	87.68%

0008067

Precinct	3,081	170	5.52%
Vote by Mail	3,081	2,599	84.36%
Total	3,081	2,769	89.87%

0008068

Precinct	49	5	10.20%
Vote by Mail	49	36	73.47%
Total	49	41	83.67%

0008072

Precinct	606	32	5.28%
Vote by Mail	606	521	85.97%
Total	606	553	91.25%

0008073

Precinct	563	36	6.39%
Vote by Mail	563	426	75.67%
Total	563	462	82.06%

0008079

Precinct	2,822	118	4.18%
Vote by Mail	2,822	2,442	86.53%
Total	2,822	2,560	90.72%

0008082

Precinct	2,118	90	4.25%
Vote by Mail	2,118	1,802	85.08%
Total	2,118	1,892	89.33%

0008085

Precinct	1,419	55	3.88%
Vote by Mail	1,419	1,216	85.69%
Total	1,419	1,271	89.57%

0008089

Precinct	2,970	126	4.24%
Vote by Mail	2,970	2,555	86.03%
Total	2,970	2,681	90.27%

0008092

Precinct	91	5	5.49%
Vote by Mail	91	71	78.02%
Total	91	76	83.52%

0008093

Precinct	55	1	1.82%
Vote by Mail	55	49	89.09%
Total	55	50	90.91%

0008096

	Precinct	2,762	140	5.07%
	Vote by Mail	2,762	2,376	86.02%
	Total	2,762	2,516	91.09%
0008101				
	Precinct	1,515	107	7.06%
	Vote by Mail	1,515	1,088	71.82%
	Total	1,515	1,195	78.88%
0008104				
	Precinct	164	4	2.44%
	Vote by Mail	164	144	87.80%
	Total	164	148	90.24%
0008105				
	Precinct	423	9	2.13%
	Vote by Mail	423	390	92.20%
	Total	423	399	94.33%
0008117				
	Precinct	1,915	101	5.27%
	Vote by Mail	1,915	1,654	86.37%
	Total	1,915	1,755	91.64%
0008122				
	Precinct	2,730	162	5.93%
	Vote by Mail	2,730	2,095	76.74%
	Total	2,730	2,257	82.67%
0008128				
	Precinct	10	0	0.00%
	Vote by Mail	10	0	0.00%
	Total	10	0	0.00%
0008133				
	Precinct	20	0	0.00%
	Vote by Mail	20	15	75.00%
	Total	20	15	75.00%
0008201				
	Precinct	2,933	266	9.07%
	Vote by Mail	2,933	2,013	68.63%
	Total	2,933	2,279	77.70%
0008203				
	Precinct	3,023	261	8.63%
	Vote by Mail	3,023	1,945	64.34%
	Total	3,023	2,206	72.97%
0008205				
	Precinct	3,725	354	9.50%
	Vote by Mail	3,725	2,474	66.42%
	Total	3,725	2,828	75.92%
0008208				
	Precinct	3,106	188	6.05%
	Vote by Mail	3,106	2,036	65.55%
	Total	3,106	2,224	71.60%
0008212				
	Precinct	1,552	154	9.92%
	Vote by Mail	1,552	987	63.60%
	Total	1,552	1,141	73.52%

0008214

Precinct	602	43	7.14%
Vote by Mail	602	287	47.67%
Total	602	330	54.82%

0008227

Precinct	4,001	285	7.12%
Vote by Mail	4,001	2,703	67.56%
Total	4,001	2,988	74.68%

0008228

Precinct	2,382	115	4.83%
Vote by Mail	2,382	1,892	79.43%
Total	2,382	2,007	84.26%

0008230

Precinct	3,764	266	7.07%
Vote by Mail	3,764	2,805	74.52%
Total	3,764	3,071	81.59%

0008231

Precinct	2,526	193	7.64%
Vote by Mail	2,526	1,736	68.73%
Total	2,526	1,929	76.37%

0008232

Precinct	4,524	372	8.22%
Vote by Mail	4,524	3,184	70.38%
Total	4,524	3,556	78.60%

0008236

Precinct	4,911	344	7.00%
Vote by Mail	4,911	3,450	70.25%
Total	4,911	3,794	77.26%

0008246

Precinct	2,902	217	7.48%
Vote by Mail	2,902	2,054	70.78%
Total	2,902	2,271	78.26%

0008254

Precinct	3,016	231	7.66%
Vote by Mail	3,016	1,948	64.59%
Total	3,016	2,179	72.25%

0008262

Precinct	2,099	131	6.24%
Vote by Mail	2,099	1,588	75.66%
Total	2,099	1,719	81.90%

0008264

Precinct	2,143	147	6.86%
Vote by Mail	2,143	1,542	71.96%
Total	2,143	1,689	78.81%

0008401

Precinct	2,543	148	5.82%
Vote by Mail	2,543	1,801	70.82%
Total	2,543	1,949	76.64%

0008404

Precinct	5,049	357	7.07%
Vote by Mail	5,049	3,566	70.63%

	Total	5,049	3,923	77.70%
0008408				
	Precinct	1,578	117	7.41%
	Vote by Mail	1,578	1,189	75.35%
	Total	1,578	1,306	82.76%
0008409				
	Precinct	1,567	90	5.74%
	Vote by Mail	1,567	1,196	76.32%
	Total	1,567	1,286	82.07%
0008414				
	Precinct	469	30	6.40%
	Vote by Mail	469	374	79.74%
	Total	469	404	86.14%
0008418				
	Precinct	538	20	3.72%
	Vote by Mail	538	443	82.34%
	Total	538	463	86.06%
0008421				
	Precinct	49	1	2.04%
	Vote by Mail	49	43	87.76%
	Total	49	44	89.80%
0008423				
	Precinct	2	1	50.00%
	Vote by Mail	2	1	50.00%
	Total	2	2	100.00%
0008430				
	Precinct	3,972	272	6.85%
	Vote by Mail	3,972	2,961	74.55%
	Total	3,972	3,233	81.39%
0008435				
	Precinct	4,237	212	5.00%
	Vote by Mail	4,237	3,448	81.38%
	Total	4,237	3,660	86.38%
0008438				
	Precinct	4,863	354	7.28%
	Vote by Mail	4,863	3,591	73.84%
	Total	4,863	3,945	81.12%
0008439				
	Precinct	3,957	231	5.84%
	Vote by Mail	3,957	2,959	74.78%
	Total	3,957	3,190	80.62%
0008445				
	Precinct	2,413	109	4.52%
	Vote by Mail	2,413	2,029	84.09%
	Total	2,413	2,138	88.60%
0008447				
	Precinct	10	0	0.00%
	Vote by Mail	10	9	90.00%
	Total	10	9	90.00%
0008456				
	Precinct	4,489	253	5.64%

Vote by Mail	4,489	3,642	81.13%
Total	4,489	3,895	86.77%

0008457

Precinct	4,349	288	6.62%
Vote by Mail	4,349	3,518	80.89%
Total	4,349	3,806	87.51%

0008464

Precinct	4,207	290	6.89%
Vote by Mail	4,207	3,201	76.09%
Total	4,207	3,491	82.98%

0008470

Precinct	4,024	212	5.27%
Vote by Mail	4,024	3,388	84.19%
Total	4,024	3,600	89.46%

0008472

Precinct	3,480	195	5.60%
Vote by Mail	3,480	2,795	80.32%
Total	3,480	2,990	85.92%

0008486

Precinct	4,200	220	5.24%
Vote by Mail	4,200	3,523	83.88%
Total	4,200	3,743	89.12%

0008492

Precinct	4,467	134	3.00%
Vote by Mail	4,467	3,935	88.09%
Total	4,467	4,069	91.09%

0008502

Precinct	258	8	3.10%
Vote by Mail	258	221	85.66%
Total	258	229	88.76%

0008601

Precinct	586	45	7.68%
Vote by Mail	586	457	77.99%
Total	586	502	85.67%

0008603

Precinct	2,632	151	5.74%
Vote by Mail	2,632	2,196	83.43%
Total	2,632	2,347	89.17%

0008605

Precinct	3,541	234	6.61%
Vote by Mail	3,541	2,842	80.26%
Total	3,541	3,076	86.87%

0008609

Precinct	0	2	N/A
Vote by Mail	0	0	N/A
Total	0	2	N/A

0008610

Precinct	1,728	109	6.31%
Vote by Mail	1,728	1,452	84.03%
Total	1,728	1,561	90.34%

0008612

	Precinct	2,526	126	4.99%
	Vote by Mail	2,526	2,170	85.91%
	Total	2,526	2,296	90.89%
0008615				
	Precinct	2,336	107	4.58%
	Vote by Mail	2,336	2,006	85.87%
	Total	2,336	2,113	90.45%
0008619				
	Precinct	815	31	3.80%
	Vote by Mail	815	689	84.54%
	Total	815	720	88.34%
0008625				
	Precinct	132	7	5.30%
	Vote by Mail	132	89	67.42%
	Total	132	96	72.73%
0008627				
	Precinct	1,434	88	6.14%
	Vote by Mail	1,434	1,178	82.15%
	Total	1,434	1,266	88.28%
0008629				
	Precinct	2,148	128	5.96%
	Vote by Mail	2,148	1,722	80.17%
	Total	2,148	1,850	86.13%
0008630				
	Precinct	2,906	173	5.95%
	Vote by Mail	2,906	2,355	81.04%
	Total	2,906	2,528	86.99%
0008631				
	Precinct	1,689	93	5.51%
	Vote by Mail	1,689	1,405	83.19%
	Total	1,689	1,498	88.69%
0008634				
	Precinct	508	38	7.48%
	Vote by Mail	508	364	71.65%
	Total	508	402	79.13%
0008636				
	Precinct	456	30	6.58%
	Vote by Mail	456	374	82.02%
	Total	456	404	88.60%
0008645				
	Precinct	3,394	182	5.36%
	Vote by Mail	3,394	2,864	84.38%
	Total	3,394	3,046	89.75%
0008648				
	Precinct	3,033	141	4.65%
	Vote by Mail	3,033	2,513	82.86%
	Total	3,033	2,654	87.50%
0008650				
	Precinct	421	33	7.84%
	Vote by Mail	421	341	81.00%
	Total	421	374	88.84%

0008653

Precinct	260	11	4.23%
Vote by Mail	260	228	87.69%
Total	260	239	91.92%

0008654

Precinct	311	20	6.43%
Vote by Mail	311	251	80.71%
Total	311	271	87.14%

0008655

Precinct	0	0	N/A
Vote by Mail	0	0	N/A
Total	0	0	N/A

0008657

Precinct	766	45	5.87%
Vote by Mail	766	610	79.63%
Total	766	655	85.51%

0008658

Precinct	3,874	218	5.63%
Vote by Mail	3,874	3,156	81.47%
Total	3,874	3,374	87.09%

0008670

Precinct	2,848	196	6.88%
Vote by Mail	2,848	2,007	70.47%
Total	2,848	2,203	77.35%

0008675

Precinct	1,559	124	7.95%
Vote by Mail	1,559	1,204	77.23%
Total	1,559	1,328	85.18%

0008676

Precinct	3,196	172	5.38%
Vote by Mail	3,196	2,468	77.22%
Total	3,196	2,640	82.60%

0008680

Precinct	2,189	93	4.25%
Vote by Mail	2,189	1,888	86.25%
Total	2,189	1,981	90.50%

0008683

Precinct	3,591	198	5.51%
Vote by Mail	3,591	3,028	84.32%
Total	3,591	3,226	89.84%

0008687

Precinct	3,452	204	5.91%
Vote by Mail	3,452	2,785	80.68%
Total	3,452	2,989	86.59%

0008697

Precinct	3,637	205	5.64%
Vote by Mail	3,637	2,928	80.51%
Total	3,637	3,133	86.14%

0008801

Precinct	2,428	189	7.78%
Vote by Mail	2,428	1,819	74.92%

	Total	2,428	2,008	82.70%
0008805				
	Precinct	1,963	106	5.40%
	Vote by Mail	1,963	1,582	80.59%
	Total	1,963	1,688	85.99%
0008809				
	Precinct	3,399	183	5.38%
	Vote by Mail	3,399	2,563	75.40%
	Total	3,399	2,746	80.79%
0008812				
	Precinct	2,026	165	8.14%
	Vote by Mail	2,026	1,390	68.61%
	Total	2,026	1,555	76.75%
0008817				
	Precinct	1,041	56	5.38%
	Vote by Mail	1,041	863	82.90%
	Total	1,041	919	88.28%
0008820				
	Precinct	2,110	124	5.88%
	Vote by Mail	2,110	1,758	83.32%
	Total	2,110	1,882	89.19%
0008822				
	Precinct	2,375	142	5.98%
	Vote by Mail	2,375	1,820	76.63%
	Total	2,375	1,962	82.61%
0008828				
	Precinct	803	49	6.10%
	Vote by Mail	803	640	79.70%
	Total	803	689	85.80%
0008829				
	Precinct	721	41	5.69%
	Vote by Mail	721	574	79.61%
	Total	721	615	85.30%
0008832				
	Precinct	2,104	104	4.94%
	Vote by Mail	2,104	1,793	85.22%
	Total	2,104	1,897	90.16%
0008834				
	Precinct	1,266	98	7.74%
	Vote by Mail	1,266	914	72.20%
	Total	1,266	1,012	79.94%
0008838				
	Precinct	300	23	7.67%
	Vote by Mail	300	235	78.33%
	Total	300	258	86.00%
0008839				
	Precinct	3,405	222	6.52%
	Vote by Mail	3,405	2,549	74.86%
	Total	3,405	2,771	81.38%
0008844				
	Precinct	3,471	216	6.22%

Vote by Mail	3,471	2,790	80.38%
Total	3,471	3,006	86.60%

0008848

Precinct	1,841	125	6.79%
Vote by Mail	1,841	1,448	78.65%
Total	1,841	1,573	85.44%

0008853

Precinct	2,363	137	5.80%
Vote by Mail	2,363	1,903	80.53%
Total	2,363	2,040	86.33%

0008857

Precinct	1,646	74	4.50%
Vote by Mail	1,646	1,443	87.67%
Total	1,646	1,517	92.16%

0008858

Precinct	2,376	116	4.88%
Vote by Mail	2,376	2,051	86.32%
Total	2,376	2,167	91.20%

0008862

Precinct	2,560	148	5.78%
Vote by Mail	2,560	2,114	82.58%
Total	2,560	2,262	88.36%

0008868

Precinct	131	8	6.11%
Vote by Mail	131	115	87.79%
Total	131	123	93.89%

0008873

Precinct	1,045	56	5.36%
Vote by Mail	1,045	880	84.21%
Total	1,045	936	89.57%

0008874

Precinct	21	0	0.00%
Vote by Mail	21	19	90.48%
Total	21	19	90.48%

0008879

Precinct	3,228	162	5.02%
Vote by Mail	3,228	2,759	85.47%
Total	3,228	2,921	90.49%

0008883

Precinct	3,404	215	6.32%
Vote by Mail	3,404	2,889	84.87%
Total	3,404	3,104	91.19%

0008885

Precinct	3,137	160	5.10%
Vote by Mail	3,137	2,698	86.01%
Total	3,137	2,858	91.11%

0008886

Precinct	357	4	1.12%
Vote by Mail	357	326	91.32%
Total	357	330	92.44%

0008889

	Precinct	2,680	130	4.85%
	Vote by Mail	2,680	2,328	86.87%
	Total	2,680	2,458	91.72%
0008898				
	Precinct	2,737	107	3.91%
	Vote by Mail	2,737	2,390	87.32%
	Total	2,737	2,497	91.23%
0008903				
	Precinct	3,460	133	3.84%
	Vote by Mail	3,460	2,975	85.98%
	Total	3,460	3,108	89.83%
0008915				
	Precinct	19	1	5.26%
	Vote by Mail	19	17	89.47%
	Total	19	18	94.74%
0008916				
	Precinct	15	0	0.00%
	Vote by Mail	15	15	100.00%
	Total	15	15	100.00%
0008920				
	Precinct	2	0	0.00%
	Vote by Mail	2	1	50.00%
	Total	2	1	50.00%
0008923				
	Precinct	4	0	0.00%
	Vote by Mail	4	3	75.00%
	Total	4	3	75.00%
0008924				
	Precinct	17	0	0.00%
	Vote by Mail	17	14	82.35%
	Total	17	14	82.35%
0009001				
	Precinct	3,165	232	7.33%
	Vote by Mail	3,165	2,415	76.30%
	Total	3,165	2,647	83.63%
0009005				
	Precinct	4,703	360	7.65%
	Vote by Mail	4,703	3,652	77.65%
	Total	4,703	4,012	85.31%
0009051				
	Precinct	1,991	161	8.09%
	Vote by Mail	1,991	1,451	72.88%
	Total	1,991	1,612	80.96%
0009055				
	Precinct	67	1	1.49%
	Vote by Mail	67	59	88.06%
	Total	67	60	89.55%
0009056				
	Precinct	3,199	217	6.78%
	Vote by Mail	3,199	2,468	77.15%
	Total	3,199	2,685	83.93%

0009059

Precinct	2,765	223	8.07%
Vote by Mail	2,765	2,018	72.98%
Total	2,765	2,241	81.05%

0009061

Precinct	0	0	N/A
Vote by Mail	0	0	N/A
Total	0	0	N/A

0009062

Precinct	2,525	118	4.67%
Vote by Mail	2,525	2,049	81.15%
Total	2,525	2,167	85.82%

0009101

Precinct	3,389	174	5.13%
Vote by Mail	3,389	2,638	77.84%
Total	3,389	2,812	82.97%

0009103

Precinct	995	64	6.43%
Vote by Mail	995	762	76.58%
Total	995	826	83.02%

0009104

Precinct	2,986	132	4.42%
Vote by Mail	2,986	2,420	81.04%
Total	2,986	2,552	85.47%

0009109

Precinct	1,982	127	6.41%
Vote by Mail	1,982	1,512	76.29%
Total	1,982	1,639	82.69%

0009151

Precinct	2,951	171	5.79%
Vote by Mail	2,951	2,282	77.33%
Total	2,951	2,453	83.12%

0009157

Precinct	3,619	214	5.91%
Vote by Mail	3,619	2,764	76.37%
Total	3,619	2,978	82.29%

0009163

Precinct	1,454	54	3.71%
Vote by Mail	1,454	1,215	83.56%
Total	1,454	1,269	87.28%

0009166

Precinct	1,445	72	4.98%
Vote by Mail	1,445	1,195	82.70%
Total	1,445	1,267	87.68%

0009201

Precinct	891	45	5.05%
Vote by Mail	891	724	81.26%
Total	891	769	86.31%

0009203

Precinct	1,773	91	5.13%
Vote by Mail	1,773	1,449	81.73%

	Total	1,773	1,540	86.86%
0009208				
	Precinct	1,660	108	6.51%
	Vote by Mail	1,660	1,167	70.30%
	Total	1,660	1,275	76.81%
0009210				
	Precinct	2,215	123	5.55%
	Vote by Mail	2,215	1,791	80.86%
	Total	2,215	1,914	86.41%
0009219				
	Precinct	231	12	5.19%
	Vote by Mail	231	176	76.19%
	Total	231	188	81.39%
0009220				
	Precinct	2,840	158	5.56%
	Vote by Mail	2,840	2,242	78.94%
	Total	2,840	2,400	84.51%
0009251				
	Precinct	1,343	67	4.99%
	Vote by Mail	1,343	1,156	86.08%
	Total	1,343	1,223	91.06%
0009252				
	Precinct	2,146	110	5.13%
	Vote by Mail	2,146	1,732	80.71%
	Total	2,146	1,842	85.83%
0009258				
	Precinct	1,901	130	6.84%
	Vote by Mail	1,901	1,493	78.54%
	Total	1,901	1,623	85.38%
0009262				
	Precinct	267	11	4.12%
	Vote by Mail	267	216	80.90%
	Total	267	227	85.02%
0009264				
	Precinct	1,999	70	3.50%
	Vote by Mail	1,999	1,715	85.79%
	Total	1,999	1,785	89.29%
0009268				
	Precinct	2,037	78	3.83%
	Vote by Mail	2,037	1,721	84.49%
	Total	2,037	1,799	88.32%
0009275				
	Precinct	2,049	127	6.20%
	Vote by Mail	2,049	1,546	75.45%
	Total	2,049	1,673	81.65%
0009282				
	Precinct	5	3	60.00%
	Vote by Mail	5	5	100.00%
	Total	5	8	160.00%
Electionwide - Total		1,019,309	863,964	84.76%

Cumulative

Cumulative

Precinct	0	0	N/A
Vote by Mail	0	0	N/A
Total	0	0	N/A
Cumulative - Total	0	0	N/A
Countywide - Total	1,019,309	863,964	84.76%
Precinct	1,019,309	60,005	5.89%
Vote by Mail	1,019,309	803,959	78.87%

**Congressional
District
17th Congressional
District**

0002825	Precinct	30	0	0.00%
	Vote by Mail	30	15	50.00%
	Total	30	15	50.00%
0003001	Precinct	3,173	188	5.92%
	Vote by Mail	3,173	2,535	79.89%
	Total	3,173	2,723	85.82%
0003002	Precinct	3,009	212	7.05%
	Vote by Mail	3,009	2,298	76.37%
	Total	3,009	2,510	83.42%
0003005	Precinct	57	4	7.02%
	Vote by Mail	57	50	87.72%
	Total	57	54	94.74%
0003008	Precinct	38	0	0.00%
	Vote by Mail	38	31	81.58%
	Total	38	31	81.58%
0003010	Precinct	2,810	177	6.30%
	Vote by Mail	2,810	2,146	76.37%
	Total	2,810	2,323	82.67%
0003011	Precinct	2,533	177	6.99%
	Vote by Mail	2,533	1,929	76.15%
	Total	2,533	2,106	83.14%
0003012	Precinct	134	8	5.97%
	Vote by Mail	134	110	82.09%
	Total	134	118	88.06%
0003013	Precinct	3,482	224	6.43%
	Vote by Mail	3,482	2,656	76.28%
	Total	3,482	2,880	82.71%
0003016	Precinct	1,009	40	3.96%

	Vote by Mail	1,009	834	82.66%
	Total	1,009	874	86.62%
0003017				
	Precinct	793	60	7.57%
	Vote by Mail	793	575	72.51%
	Total	793	635	80.08%
0003018				
	Precinct	423	30	7.09%
	Vote by Mail	423	310	73.29%
	Total	423	340	80.38%
0003019				
	Precinct	3,485	190	5.45%
	Vote by Mail	3,485	2,792	80.11%
	Total	3,485	2,982	85.57%
0003021				
	Precinct	317	19	5.99%
	Vote by Mail	317	251	79.18%
	Total	317	270	85.17%
0003023				
	Precinct	2,854	189	6.62%
	Vote by Mail	2,854	2,283	79.99%
	Total	2,854	2,472	86.62%
0003026				
	Precinct	2,113	94	4.45%
	Vote by Mail	2,113	1,683	79.65%
	Total	2,113	1,777	84.10%
0003029				
	Precinct	0	0	N/A
	Vote by Mail	0	0	N/A
	Total	0	0	N/A
0003031				
	Precinct	1	0	0.00%
	Vote by Mail	1	0	0.00%
	Total	1	0	0.00%
0003032				
	Precinct	1,642	105	6.39%
	Vote by Mail	1,642	1,370	83.43%
	Total	1,642	1,475	89.83%
0003034				
	Precinct	3,422	186	5.44%
	Vote by Mail	3,422	2,888	84.40%
	Total	3,422	3,074	89.83%
0003035				
	Precinct	2,557	174	6.80%
	Vote by Mail	2,557	2,015	78.80%
	Total	2,557	2,189	85.61%
0003039				
	Precinct	1,739	77	4.43%
	Vote by Mail	1,739	1,479	85.05%
	Total	1,739	1,556	89.48%
0003040				

Precinct	0	0	N/A
Vote by Mail	0	0	N/A
Total	0	0	N/A

0003042

Precinct	1,879	114	6.07%
Vote by Mail	1,879	1,401	74.56%
Total	1,879	1,515	80.63%

0003043

Precinct	3,029	132	4.36%
Vote by Mail	3,029	2,569	84.81%
Total	3,029	2,701	89.17%

0003045

Precinct	3,911	198	5.06%
Vote by Mail	3,911	3,169	81.03%
Total	3,911	3,367	86.09%

0003047

Precinct	1,215	53	4.36%
Vote by Mail	1,215	1,077	88.64%
Total	1,215	1,130	93.00%

0003048

Precinct	3,686	201	5.45%
Vote by Mail	3,686	2,842	77.10%
Total	3,686	3,043	82.56%

0003051

Precinct	2,555	73	2.86%
Vote by Mail	2,555	2,218	86.81%
Total	2,555	2,291	89.67%

0003053

Precinct	3,027	119	3.93%
Vote by Mail	3,027	2,573	85.00%
Total	3,027	2,692	88.93%

0003061

Precinct	101	10	9.90%
Vote by Mail	101	76	75.25%
Total	101	86	85.15%

0003079

Precinct	668	28	4.19%
Vote by Mail	668	543	81.29%
Total	668	571	85.48%

0003080

Precinct	1,072	46	4.29%
Vote by Mail	1,072	935	87.22%
Total	1,072	981	91.51%

0003086

Precinct	3,417	141	4.13%
Vote by Mail	3,417	2,985	87.36%
Total	3,417	3,126	91.48%

0003087

Precinct	1,575	117	7.43%
Vote by Mail	1,575	1,113	70.67%
Total	1,575	1,230	78.10%

0003089	Precinct	0	0	N/A
	Vote by Mail	0	0	N/A
	Total	0	0	N/A
0003095	Precinct	5	0	0.00%
	Vote by Mail	5	2	40.00%
	Total	5	2	40.00%
0003101	Precinct	171	10	5.85%
	Vote by Mail	171	135	78.95%
	Total	171	145	84.80%
0003102	Precinct	613	35	5.71%
	Vote by Mail	613	496	80.91%
	Total	613	531	86.62%
0003103	Precinct	1,401	87	6.21%
	Vote by Mail	1,401	1,150	82.08%
	Total	1,401	1,237	88.29%
0003116	Precinct	925	40	4.32%
	Vote by Mail	925	778	84.11%
	Total	925	818	88.43%
0003117	Precinct	1,009	50	4.96%
	Vote by Mail	1,009	808	80.08%
	Total	1,009	858	85.03%
0003120	Precinct	627	39	6.22%
	Vote by Mail	627	487	77.67%
	Total	627	526	83.89%
0003122	Precinct	2,549	127	4.98%
	Vote by Mail	2,549	2,145	84.15%
	Total	2,549	2,272	89.13%
0003156	Precinct	178	10	5.62%
	Vote by Mail	178	126	70.79%
	Total	178	136	76.40%
0003601	Precinct	1,493	38	2.55%
	Vote by Mail	1,493	1,297	86.87%
	Total	1,493	1,335	89.42%
0003602	Precinct	2,654	123	4.63%
	Vote by Mail	2,654	2,241	84.44%
	Total	2,654	2,364	89.07%
0003603	Precinct	1,443	56	3.88%
	Vote by Mail	1,443	1,229	85.17%

	Total	1,443	1,285	89.05%
0003604				
	Precinct	3,195	131	4.10%
	Vote by Mail	3,195	2,653	83.04%
	Total	3,195	2,784	87.14%
0003605				
	Precinct	3,612	171	4.73%
	Vote by Mail	3,612	2,957	81.87%
	Total	3,612	3,128	86.60%
0003606				
	Precinct	2,846	103	3.62%
	Vote by Mail	2,846	2,453	86.19%
	Total	2,846	2,556	89.81%
0003608				
	Precinct	3,234	135	4.17%
	Vote by Mail	3,234	2,669	82.53%
	Total	3,234	2,804	86.70%
0003609				
	Precinct	4,404	160	3.63%
	Vote by Mail	4,404	3,733	84.76%
	Total	4,404	3,893	88.40%
0003611				
	Precinct	3,101	114	3.68%
	Vote by Mail	3,101	2,638	85.07%
	Total	3,101	2,752	88.75%
0003614				
	Precinct	1,504	83	5.52%
	Vote by Mail	1,504	1,250	83.11%
	Total	1,504	1,333	88.63%
0003624				
	Precinct	3,889	152	3.91%
	Vote by Mail	3,889	3,261	83.85%
	Total	3,889	3,413	87.76%
0003635				
	Precinct	0	0	N/A
	Vote by Mail	0	0	N/A
	Total	0	0	N/A
0003652				
	Precinct	1,476	108	7.32%
	Vote by Mail	1,476	1,172	79.40%
	Total	1,476	1,280	86.72%
0003655				
	Precinct	219	15	6.85%
	Vote by Mail	219	186	84.93%
	Total	219	201	91.78%
0003670				
	Precinct	160	8	5.00%
	Vote by Mail	160	118	73.75%
	Total	160	126	78.75%
0004401				
	Precinct	3,560	262	7.36%

	Vote by Mail	3,560	2,710	76.12%
	Total	3,560	2,972	83.48%
0004402				
	Precinct	4,133	263	6.36%
	Vote by Mail	4,133	3,093	74.84%
	Total	4,133	3,356	81.20%
0004403				
	Precinct	334	36	10.78%
	Vote by Mail	334	225	67.37%
	Total	334	261	78.14%
0004405				
	Precinct	4,385	307	7.00%
	Vote by Mail	4,385	3,341	76.19%
	Total	4,385	3,648	83.19%
0004407				
	Precinct	3,743	280	7.48%
	Vote by Mail	3,743	2,856	76.30%
	Total	3,743	3,136	83.78%
0004409				
	Precinct	4,845	333	6.87%
	Vote by Mail	4,845	3,695	76.26%
	Total	4,845	4,028	83.14%
0004411				
	Precinct	2,581	153	5.93%
	Vote by Mail	2,581	2,123	82.25%
	Total	2,581	2,276	88.18%
0004412				
	Precinct	4,345	250	5.75%
	Vote by Mail	4,345	3,398	78.20%
	Total	4,345	3,648	83.96%
0004414				
	Precinct	4,757	251	5.28%
	Vote by Mail	4,757	3,807	80.03%
	Total	4,757	4,058	85.31%
0004417				
	Precinct	3,982	220	5.52%
	Vote by Mail	3,982	3,101	77.88%
	Total	3,982	3,321	83.40%
0006401				
	Precinct	1	0	0.00%
	Vote by Mail	1	0	0.00%
	Total	1	0	0.00%
0006402				
	Precinct	100	2	2.00%
	Vote by Mail	100	91	91.00%
	Total	100	93	93.00%
0006405				
	Precinct	11	0	0.00%
	Vote by Mail	11	10	90.91%
	Total	11	10	90.91%
0006419				

Precinct	64	5	7.81%
Vote by Mail	64	54	84.38%
Total	64	59	92.19%

0006423

Precinct	59	4	6.78%
Vote by Mail	59	49	83.05%
Total	59	53	89.83%

0006502

Precinct	376	24	6.38%
Vote by Mail	376	264	70.21%
Total	376	288	76.60%

0006511

Precinct	152	5	3.29%
Vote by Mail	152	125	82.24%
Total	152	130	85.53%

0007011

Precinct	378	29	7.67%
Vote by Mail	378	292	77.25%
Total	378	321	84.92%

0007028

Precinct	3,142	175	5.57%
Vote by Mail	3,142	2,522	80.27%
Total	3,142	2,697	85.84%

0007032

Precinct	4,060	189	4.66%
Vote by Mail	4,060	3,391	83.52%
Total	4,060	3,580	88.18%

0007036

Precinct	3,701	132	3.57%
Vote by Mail	3,701	3,161	85.41%
Total	3,701	3,293	88.98%

0007051

Precinct	0	0	N/A
Vote by Mail	0	0	N/A
Total	0	0	N/A

0007403

Precinct	1,650	146	8.85%
Vote by Mail	1,650	1,281	77.64%
Total	1,650	1,427	86.48%

0007410

Precinct	8	2	25.00%
Vote by Mail	8	4	50.00%
Total	8	6	75.00%

0007411

Precinct	58	6	10.34%
Vote by Mail	58	21	36.21%
Total	58	27	46.55%

0007440

Precinct	72	7	9.72%
Vote by Mail	72	41	56.94%
Total	72	48	66.67%

0007441				
	Precinct	2,350	130	5.53%
	Vote by Mail	2,350	1,728	73.53%
	Total	2,350	1,858	79.06%
0007442				
	Precinct	356	37	10.39%
	Vote by Mail	356	223	62.64%
	Total	356	260	73.03%
0007601				
	Precinct	3,927	279	7.10%
	Vote by Mail	3,927	2,897	73.77%
	Total	3,927	3,176	80.88%
0007606				
	Precinct	4,352	291	6.69%
	Vote by Mail	4,352	3,235	74.33%
	Total	4,352	3,526	81.02%
0007609				
	Precinct	1,044	100	9.58%
	Vote by Mail	1,044	717	68.68%
	Total	1,044	817	78.26%
0007615				
	Precinct	1,407	113	8.03%
	Vote by Mail	1,407	963	68.44%
	Total	1,407	1,076	76.47%
0007619				
	Precinct	2,469	158	6.40%
	Vote by Mail	2,469	1,878	76.06%
	Total	2,469	2,036	82.46%
0007620				
	Precinct	3,744	185	4.94%
	Vote by Mail	3,744	2,965	79.19%
	Total	3,744	3,150	84.13%
0007621				
	Precinct	4,374	257	5.88%
	Vote by Mail	4,374	3,397	77.66%
	Total	4,374	3,654	83.54%
0007624				
	Precinct	3,107	182	5.86%
	Vote by Mail	3,107	2,438	78.47%
	Total	3,107	2,620	84.33%
0007632				
	Precinct	3,674	249	6.78%
	Vote by Mail	3,674	2,855	77.71%
	Total	3,674	3,104	84.49%
0007634				
	Precinct	2,025	123	6.07%
	Vote by Mail	2,025	1,645	81.23%
	Total	2,025	1,768	87.31%
0007648				
	Precinct	3,583	184	5.14%
	Vote by Mail	3,583	2,822	78.76%

	Total	3,583	3,006	83.90%
0007654				
	Precinct	4,833	258	5.34%
	Vote by Mail	4,833	3,679	76.12%
	Total	4,833	3,937	81.46%
0007660				
	Precinct	3,885	218	5.61%
	Vote by Mail	3,885	2,961	76.22%
	Total	3,885	3,179	81.83%
0007666				
	Precinct	3,876	231	5.96%
	Vote by Mail	3,876	3,113	80.31%
	Total	3,876	3,344	86.27%
0007670				
	Precinct	118	2	1.69%
	Vote by Mail	118	101	85.59%
	Total	118	103	87.29%
0007673				
	Precinct	1	0	0.00%
	Vote by Mail	1	0	0.00%
	Total	1	0	0.00%
0007674				
	Precinct	3	0	0.00%
	Vote by Mail	3	0	0.00%
	Total	3	0	0.00%
0007677				
	Precinct	4,292	211	4.92%
	Vote by Mail	4,292	3,303	76.96%
	Total	4,292	3,514	81.87%
0007680				
	Precinct	2,456	154	6.27%
	Vote by Mail	2,456	1,928	78.50%
	Total	2,456	2,082	84.77%
0007689				
	Precinct	16	0	0.00%
	Vote by Mail	16	13	81.25%
	Total	16	13	81.25%
0007690				
	Precinct	1,264	56	4.43%
	Vote by Mail	1,264	963	76.19%
	Total	1,264	1,019	80.62%
0007801				
	Precinct	881	54	6.13%
	Vote by Mail	881	698	79.23%
	Total	881	752	85.36%
0007802				
	Precinct	458	25	5.46%
	Vote by Mail	458	350	76.42%
	Total	458	375	81.88%
0007803				
	Precinct	1,204	63	5.23%

	Vote by Mail	1,204	925	76.83%
	Total	1,204	988	82.06%
0007805				
	Precinct	2,246	124	5.52%
	Vote by Mail	2,246	1,695	75.47%
	Total	2,246	1,819	80.99%
0007810				
	Precinct	309	17	5.50%
	Vote by Mail	309	228	73.79%
	Total	309	245	79.29%
0007811				
	Precinct	230	17	7.39%
	Vote by Mail	230	166	72.17%
	Total	230	183	79.57%
0007812				
	Precinct	1,728	96	5.56%
	Vote by Mail	1,728	1,324	76.62%
	Total	1,728	1,420	82.18%
0009001				
	Precinct	3,165	232	7.33%
	Vote by Mail	3,165	2,415	76.30%
	Total	3,165	2,647	83.63%
0009005				
	Precinct	4,703	360	7.65%
	Vote by Mail	4,703	3,652	77.65%
	Total	4,703	4,012	85.31%
0009051				
	Precinct	1,991	161	8.09%
	Vote by Mail	1,991	1,451	72.88%
	Total	1,991	1,612	80.96%
0009055				
	Precinct	67	1	1.49%
	Vote by Mail	67	59	88.06%
	Total	67	60	89.55%
0009056				
	Precinct	3,199	217	6.78%
	Vote by Mail	3,199	2,468	77.15%
	Total	3,199	2,685	83.93%
0009059				
	Precinct	2,765	223	8.07%
	Vote by Mail	2,765	2,018	72.98%
	Total	2,765	2,241	81.05%
0009061				
	Precinct	0	0	N/A
	Vote by Mail	0	0	N/A
	Total	0	0	N/A
0009062				
	Precinct	2,525	118	4.67%
	Vote by Mail	2,525	2,049	81.15%
	Total	2,525	2,167	85.82%
0009101				

Precinct	3,389	174	5.13%
Vote by Mail	3,389	2,638	77.84%
Total	3,389	2,812	82.97%

0009103

Precinct	995	64	6.43%
Vote by Mail	995	762	76.58%
Total	995	826	83.02%

0009104

Precinct	2,986	132	4.42%
Vote by Mail	2,986	2,420	81.04%
Total	2,986	2,552	85.47%

0009109

Precinct	1,982	127	6.41%
Vote by Mail	1,982	1,512	76.29%
Total	1,982	1,639	82.69%

0009151

Precinct	2,951	171	5.79%
Vote by Mail	2,951	2,282	77.33%
Total	2,951	2,453	83.12%

0009157

Precinct	3,619	214	5.91%
Vote by Mail	3,619	2,764	76.37%
Total	3,619	2,978	82.29%

0009163

Precinct	1,454	54	3.71%
Vote by Mail	1,454	1,215	83.56%
Total	1,454	1,269	87.28%

0009166

Precinct	1,445	72	4.98%
Vote by Mail	1,445	1,195	82.70%
Total	1,445	1,267	87.68%

0009201

Precinct	891	45	5.05%
Vote by Mail	891	724	81.26%
Total	891	769	86.31%

0009203

Precinct	1,773	91	5.13%
Vote by Mail	1,773	1,449	81.73%
Total	1,773	1,540	86.86%

0009208

Precinct	1,660	108	6.51%
Vote by Mail	1,660	1,167	70.30%
Total	1,660	1,275	76.81%

0009210

Precinct	2,215	123	5.55%
Vote by Mail	2,215	1,791	80.86%
Total	2,215	1,914	86.41%

0009219

Precinct	231	12	5.19%
Vote by Mail	231	176	76.19%
Total	231	188	81.39%

0009220				
	Precinct	2,840	158	5.56%
	Vote by Mail	2,840	2,242	78.94%
	Total	2,840	2,400	84.51%
0009251				
	Precinct	1,343	67	4.99%
	Vote by Mail	1,343	1,156	86.08%
	Total	1,343	1,223	91.06%
0009252				
	Precinct	2,146	110	5.13%
	Vote by Mail	2,146	1,732	80.71%
	Total	2,146	1,842	85.83%
0009258				
	Precinct	1,901	130	6.84%
	Vote by Mail	1,901	1,493	78.54%
	Total	1,901	1,623	85.38%
0009262				
	Precinct	267	11	4.12%
	Vote by Mail	267	216	80.90%
	Total	267	227	85.02%
0009264				
	Precinct	1,999	70	3.50%
	Vote by Mail	1,999	1,715	85.79%
	Total	1,999	1,785	89.29%
0009268				
	Precinct	2,037	78	3.83%
	Vote by Mail	2,037	1,721	84.49%
	Total	2,037	1,799	88.32%
0009275				
	Precinct	2,049	127	6.20%
	Vote by Mail	2,049	1,546	75.45%
	Total	2,049	1,673	81.65%
0009282				
	Precinct	5	3	60.00%
	Vote by Mail	5	5	100.00%
	Total	5	8	160.00%
17th Congressional District -				
Total		275,766	234,162	84.91%
18th Congressional District				
0002001				
	Precinct	9	72	800.00%
	Vote by Mail	9	9	100.00%
	Total	9	81	900.00%
0002002				
	Precinct	2,731	151	5.53%
	Vote by Mail	2,731	2,259	82.72%
	Total	2,731	2,410	88.25%
0002005				
	Precinct	1,751	82	4.68%
	Vote by Mail	1,751	1,506	86.01%

	Total	1,751	1,588	90.69%
0002006				
	Precinct	81	2	2.47%
	Vote by Mail	81	71	87.65%
	Total	81	73	90.12%
0002009				
	Precinct	4,365	241	5.52%
	Vote by Mail	4,365	3,553	81.40%
	Total	4,365	3,794	86.92%
0002013				
	Precinct	3,559	171	4.80%
	Vote by Mail	3,559	2,993	84.10%
	Total	3,559	3,164	88.90%
0002014				
	Precinct	3,297	219	6.64%
	Vote by Mail	3,297	2,657	80.59%
	Total	3,297	2,876	87.23%
0002018				
	Precinct	142	14	9.86%
	Vote by Mail	142	104	73.24%
	Total	142	118	83.10%
0002025				
	Precinct	4,073	157	3.85%
	Vote by Mail	4,073	3,464	85.05%
	Total	4,073	3,621	88.90%
0002043				
	Precinct	3,095	121	3.91%
	Vote by Mail	3,095	2,693	87.01%
	Total	3,095	2,814	90.92%
0002046				
	Precinct	4,236	210	4.96%
	Vote by Mail	4,236	3,541	83.59%
	Total	4,236	3,751	88.55%
0002057				
	Precinct	3,967	183	4.61%
	Vote by Mail	3,967	3,327	83.87%
	Total	3,967	3,510	88.48%
0002068				
	Precinct	3,755	142	3.78%
	Vote by Mail	3,755	3,252	86.60%
	Total	3,755	3,394	90.39%
0002098				
	Precinct	4,126	175	4.24%
	Vote by Mail	4,126	3,443	83.45%
	Total	4,126	3,618	87.69%
0002108				
	Precinct	3,462	148	4.27%
	Vote by Mail	3,462	2,957	85.41%
	Total	3,462	3,105	89.69%
0002125				
	Precinct	366	13	3.55%

	Vote by Mail	366	321	87.70%
	Total	366	334	91.26%
0002274				
	Precinct	276	6	2.17%
	Vote by Mail	276	241	87.32%
	Total	276	247	89.49%
0002275				
	Precinct	1,173	62	5.29%
	Vote by Mail	1,173	1,024	87.30%
	Total	1,173	1,086	92.58%
0002278				
	Precinct	1,128	72	6.38%
	Vote by Mail	1,128	942	83.51%
	Total	1,128	1,014	89.89%
0002281				
	Precinct	6	0	0.00%
	Vote by Mail	6	5	83.33%
	Total	6	5	83.33%
0002282				
	Precinct	1,413	68	4.81%
	Vote by Mail	1,413	1,205	85.28%
	Total	1,413	1,273	90.09%
0002285				
	Precinct	2,532	143	5.65%
	Vote by Mail	2,532	2,170	85.70%
	Total	2,532	2,313	91.35%
0002301				
	Precinct	3,636	126	3.47%
	Vote by Mail	3,636	3,135	86.22%
	Total	3,636	3,261	89.69%
0002305				
	Precinct	4,846	200	4.13%
	Vote by Mail	4,846	4,172	86.09%
	Total	4,846	4,372	90.22%
0002309				
	Precinct	1,231	46	3.74%
	Vote by Mail	1,231	1,081	87.81%
	Total	1,231	1,127	91.55%
0002314				
	Precinct	2,828	115	4.07%
	Vote by Mail	2,828	2,476	87.55%
	Total	2,828	2,591	91.62%
0002317				
	Precinct	2,707	123	4.54%
	Vote by Mail	2,707	2,346	86.66%
	Total	2,707	2,469	91.21%
0002330				
	Precinct	4,245	134	3.16%
	Vote by Mail	4,245	3,754	88.43%
	Total	4,245	3,888	91.59%
0002338				

Precinct	167	7	4.19%
Vote by Mail	167	140	83.83%
Total	167	147	88.02%

0002351

Precinct	2,398	87	3.63%
Vote by Mail	2,398	2,107	87.86%
Total	2,398	2,194	91.49%

0002353

Precinct	43	6	13.95%
Vote by Mail	43	29	67.44%
Total	43	35	81.40%

0002539

Precinct	258	6	2.33%
Vote by Mail	258	141	54.65%
Total	258	147	56.98%

0002542

Precinct	2,081	230	11.05%
Vote by Mail	2,081	1,311	63.00%
Total	2,081	1,541	74.05%

0002545

Precinct	2,367	113	4.77%
Vote by Mail	2,367	1,862	78.66%
Total	2,367	1,975	83.44%

0002720

Precinct	1,633	71	4.35%
Vote by Mail	1,633	1,430	87.57%
Total	1,633	1,501	91.92%

0002721

Precinct	1,433	55	3.84%
Vote by Mail	1,433	1,235	86.18%
Total	1,433	1,290	90.02%

0002723

Precinct	3,283	124	3.78%
Vote by Mail	3,283	2,847	86.72%
Total	3,283	2,971	90.50%

0002724

Precinct	2,596	142	5.47%
Vote by Mail	2,596	2,188	84.28%
Total	2,596	2,330	89.75%

0002725

Precinct	2,504	126	5.03%
Vote by Mail	2,504	2,092	83.55%
Total	2,504	2,218	88.58%

0002726

Precinct	1,642	105	6.39%
Vote by Mail	1,642	1,326	80.76%
Total	1,642	1,431	87.15%

0002727

Precinct	1,809	68	3.76%
Vote by Mail	1,809	1,599	88.39%
Total	1,809	1,667	92.15%

0002729	Precinct	1,933	57	2.95%
	Vote by Mail	1,933	1,710	88.46%
	Total	1,933	1,767	91.41%
0002734	Precinct	2,730	126	4.62%
	Vote by Mail	2,730	2,248	82.34%
	Total	2,730	2,374	86.96%
0002740	Precinct	3,015	145	4.81%
	Vote by Mail	3,015	2,514	83.38%
	Total	3,015	2,659	88.19%
0002751	Precinct	25	0	0.00%
	Vote by Mail	25	17	68.00%
	Total	25	17	68.00%
0002761	Precinct	4	0	0.00%
	Vote by Mail	4	4	100.00%
	Total	4	4	100.00%
0002802	Precinct	2,580	109	4.22%
	Vote by Mail	2,580	2,266	87.83%
	Total	2,580	2,375	92.05%
0002808	Precinct	107	3	2.80%
	Vote by Mail	107	83	77.57%
	Total	107	86	80.37%
0002810	Precinct	24	0	0.00%
	Vote by Mail	24	21	87.50%
	Total	24	21	87.50%
0002811	Precinct	37	0	0.00%
	Vote by Mail	37	36	97.30%
	Total	37	36	97.30%
0002812	Precinct	303	16	5.28%
	Vote by Mail	303	253	83.50%
	Total	303	269	88.78%
0002813	Precinct	255	9	3.53%
	Vote by Mail	255	228	89.41%
	Total	255	237	92.94%
0002816	Precinct	25	0	0.00%
	Vote by Mail	25	23	92.00%
	Total	25	23	92.00%
0002870	Precinct	133	6	4.51%
	Vote by Mail	133	115	86.47%

	Total	133	121	90.98%
0002951				
	Precinct	323	28	8.67%
	Vote by Mail	323	249	77.09%
	Total	323	277	85.76%
0003402				
	Precinct	3,488	169	4.85%
	Vote by Mail	3,488	2,867	82.20%
	Total	3,488	3,036	87.04%
0003406				
	Precinct	3,417	282	8.25%
	Vote by Mail	3,417	2,558	74.86%
	Total	3,417	2,840	83.11%
0003407				
	Precinct	3,434	157	4.57%
	Vote by Mail	3,434	2,821	82.15%
	Total	3,434	2,978	86.72%
0003408				
	Precinct	4,039	242	5.99%
	Vote by Mail	4,039	3,350	82.94%
	Total	4,039	3,592	88.93%
0003409				
	Precinct	4,109	274	6.67%
	Vote by Mail	4,109	3,278	79.78%
	Total	4,109	3,552	86.44%
0003410				
	Precinct	4,179	206	4.93%
	Vote by Mail	4,179	3,470	83.03%
	Total	4,179	3,676	87.96%
0003417				
	Precinct	3,754	172	4.58%
	Vote by Mail	3,754	3,107	82.77%
	Total	3,754	3,279	87.35%
0003427				
	Precinct	3,240	183	5.65%
	Vote by Mail	3,240	2,649	81.76%
	Total	3,240	2,832	87.41%
0003434				
	Precinct	2,385	82	3.44%
	Vote by Mail	2,385	2,129	89.27%
	Total	2,385	2,211	92.70%
0003438				
	Precinct	4,335	177	4.08%
	Vote by Mail	4,335	3,760	86.74%
	Total	4,335	3,937	90.82%
0003445				
	Precinct	4,000	203	5.08%
	Vote by Mail	4,000	3,328	83.20%
	Total	4,000	3,531	88.28%
0003669				
	Precinct	3	0	0.00%

	Vote by Mail	3	2	66.67%
	Total	3	2	66.67%
0003777				
	Precinct	1,745	62	3.55%
	Vote by Mail	1,745	1,551	88.88%
	Total	1,745	1,613	92.44%
0003779				
	Precinct	146	3	2.05%
	Vote by Mail	146	127	86.99%
	Total	146	130	89.04%
0003782				
	Precinct	421	15	3.56%
	Vote by Mail	421	356	84.56%
	Total	421	371	88.12%
0003783				
	Precinct	423	11	2.60%
	Vote by Mail	423	371	87.71%
	Total	423	382	90.31%
0003801				
	Precinct	1,711	106	6.20%
	Vote by Mail	1,711	1,447	84.57%
	Total	1,711	1,553	90.77%
0003802				
	Precinct	2,793	132	4.73%
	Vote by Mail	2,793	2,294	82.13%
	Total	2,793	2,426	86.86%
0003803				
	Precinct	2,482	112	4.51%
	Vote by Mail	2,482	2,024	81.55%
	Total	2,482	2,136	86.06%
0003804				
	Precinct	1,112	81	7.28%
	Vote by Mail	1,112	919	82.64%
	Total	1,112	1,000	89.93%
0003810				
	Precinct	2,257	185	8.20%
	Vote by Mail	2,257	1,697	75.19%
	Total	2,257	1,882	83.39%
0003811				
	Precinct	2,865	163	5.69%
	Vote by Mail	2,865	2,361	82.41%
	Total	2,865	2,524	88.10%
0003814				
	Precinct	2,713	179	6.60%
	Vote by Mail	2,713	2,179	80.32%
	Total	2,713	2,358	86.91%
0003820				
	Precinct	2,323	134	5.77%
	Vote by Mail	2,323	1,899	81.75%
	Total	2,323	2,033	87.52%
0003821				

Precinct	1,089	61	5.60%
Vote by Mail	1,089	831	76.31%
Total	1,089	892	81.91%

0003825

Precinct	1,427	103	7.22%
Vote by Mail	1,427	1,163	81.50%
Total	1,427	1,266	88.72%

0003828

Precinct	1,215	59	4.86%
Vote by Mail	1,215	1,041	85.68%
Total	1,215	1,100	90.53%

0003835

Precinct	1,393	52	3.73%
Vote by Mail	1,393	1,220	87.58%
Total	1,393	1,272	91.31%

0003840

Precinct	2,253	152	6.75%
Vote by Mail	2,253	1,845	81.89%
Total	2,253	1,997	88.64%

0003846

Precinct	117	3	2.56%
Vote by Mail	117	99	84.62%
Total	117	102	87.18%

0003861

Precinct	82	3	3.66%
Vote by Mail	82	63	76.83%
Total	82	66	80.49%

0004665

Precinct	38	1	2.63%
Vote by Mail	38	30	78.95%
Total	38	31	81.58%

0004666

Precinct	7	0	0.00%
Vote by Mail	7	7	100.00%
Total	7	7	100.00%

0004671

Precinct	1,844	94	5.10%
Vote by Mail	1,844	1,568	85.03%
Total	1,844	1,662	90.13%

0004672

Precinct	1,031	43	4.17%
Vote by Mail	1,031	879	85.26%
Total	1,031	922	89.43%

0004674

Precinct	1,594	88	5.52%
Vote by Mail	1,594	1,362	85.45%
Total	1,594	1,450	90.97%

0004675

Precinct	3,153	214	6.79%
Vote by Mail	3,153	2,638	83.67%
Total	3,153	2,852	90.45%

0004685

Precinct	1,707	62	3.63%
Vote by Mail	1,707	1,456	85.30%
Total	1,707	1,518	88.93%

0004687

Precinct	1,777	69	3.88%
Vote by Mail	1,777	1,555	87.51%
Total	1,777	1,624	91.39%

0004688

Precinct	3,379	136	4.02%
Vote by Mail	3,379	2,889	85.50%
Total	3,379	3,025	89.52%

0004691

Precinct	2,285	109	4.77%
Vote by Mail	2,285	1,904	83.33%
Total	2,285	2,013	88.10%

0004696

Precinct	1,356	42	3.10%
Vote by Mail	1,356	1,166	85.99%
Total	1,356	1,208	89.09%

0004698

Precinct	1,201	49	4.08%
Vote by Mail	1,201	1,026	85.43%
Total	1,201	1,075	89.51%

0004699

Precinct	1,732	63	3.64%
Vote by Mail	1,732	1,496	86.37%
Total	1,732	1,559	90.01%

0004702

Precinct	1,089	51	4.68%
Vote by Mail	1,089	911	83.65%
Total	1,089	962	88.34%

0004715

Precinct	641	23	3.59%
Vote by Mail	641	488	76.13%
Total	641	511	79.72%

0004733

Precinct	51	7	13.73%
Vote by Mail	51	40	78.43%
Total	51	47	92.16%

0005556

Precinct	1,648	136	8.25%
Vote by Mail	1,648	1,183	71.78%
Total	1,648	1,319	80.04%

0005557

Precinct	1,052	51	4.85%
Vote by Mail	1,052	870	82.70%
Total	1,052	921	87.55%

0005567

Precinct	616	44	7.14%
Vote by Mail	616	468	75.97%

	Total	616	512	83.12%
0005742				
	Precinct	18	0	0.00%
	Vote by Mail	18	17	94.44%
	Total	18	17	94.44%
0005743				
	Precinct	587	41	6.98%
	Vote by Mail	587	486	82.79%
	Total	587	527	89.78%
0005745				
	Precinct	493	28	5.68%
	Vote by Mail	493	423	85.80%
	Total	493	451	91.48%
0005747				
	Precinct	988	33	3.34%
	Vote by Mail	988	879	88.97%
	Total	988	912	92.31%
0005748				
	Precinct	1,927	173	8.98%
	Vote by Mail	1,927	1,569	81.42%
	Total	1,927	1,742	90.40%
0005756				
	Precinct	103	3	2.91%
	Vote by Mail	103	85	82.52%
	Total	103	88	85.44%
0005758				
	Precinct	187	3	1.60%
	Vote by Mail	187	168	89.84%
	Total	187	171	91.44%
0005759				
	Precinct	477	25	5.24%
	Vote by Mail	477	410	85.95%
	Total	477	435	91.19%
0005762				
	Precinct	298	8	2.68%
	Vote by Mail	298	258	86.58%
	Total	298	266	89.26%
0005763				
	Precinct	82	8	9.76%
	Vote by Mail	82	71	86.59%
	Total	82	79	96.34%
0005770				
	Precinct	181	3	1.66%
	Vote by Mail	181	162	89.50%
	Total	181	165	91.16%
0005775				
	Precinct	373	9	2.41%
	Vote by Mail	373	314	84.18%
	Total	373	323	86.60%
0005785				
	Precinct	0	0	N/A

	Vote by Mail	0	0	N/A
	Total	0	0	N/A
0005793				
	Precinct	0	0	N/A
	Vote by Mail	0	0	N/A
	Total	0	0	N/A
0005795				
	Precinct	3	0	0.00%
	Vote by Mail	3	2	66.67%
	Total	3	2	66.67%
0005804				
	Precinct	1,276	64	5.02%
	Vote by Mail	1,276	1,070	83.86%
	Total	1,276	1,134	88.87%
0005810				
	Precinct	415	27	6.51%
	Vote by Mail	415	354	85.30%
	Total	415	381	91.81%
0005811				
	Precinct	327	16	4.89%
	Vote by Mail	327	274	83.79%
	Total	327	290	88.69%
0005813				
	Precinct	60	4	6.67%
	Vote by Mail	60	50	83.33%
	Total	60	54	90.00%
0005814				
	Precinct	263	18	6.84%
	Vote by Mail	263	213	80.99%
	Total	263	231	87.83%
0005854				
	Precinct	2	0	0.00%
	Vote by Mail	2	2	100.00%
	Total	2	2	100.00%
0005901				
	Precinct	1	0	0.00%
	Vote by Mail	1	0	0.00%
	Total	1	0	0.00%
0005902				
	Precinct	496	24	4.84%
	Vote by Mail	496	433	87.30%
	Total	496	457	92.14%
0005903				
	Precinct	679	52	7.66%
	Vote by Mail	679	537	79.09%
	Total	679	589	86.75%
0005907				
	Precinct	9	0	0.00%
	Vote by Mail	9	8	88.89%
	Total	9	8	88.89%
0005927				

Precinct	1	0	0.00%
Vote by Mail	1	1	100.00%
Total	1	1	100.00%

0006023

Precinct	18	0	0.00%
Vote by Mail	18	13	72.22%
Total	18	13	72.22%

0006624

Precinct	7	0	0.00%
Vote by Mail	7	7	100.00%
Total	7	7	100.00%

0006625

Precinct	5	0	0.00%
Vote by Mail	5	5	100.00%
Total	5	5	100.00%

0006669

Precinct	85	1	1.18%
Vote by Mail	85	76	89.41%
Total	85	77	90.59%

0006678

Precinct	61	1	1.64%
Vote by Mail	61	54	88.52%
Total	61	55	90.16%

0007001

Precinct	2,136	158	7.40%
Vote by Mail	2,136	1,599	74.86%
Total	2,136	1,757	82.26%

0007005

Precinct	2,719	173	6.36%
Vote by Mail	2,719	2,056	75.62%
Total	2,719	2,229	81.98%

0007012

Precinct	2,078	106	5.10%
Vote by Mail	2,078	1,711	82.34%
Total	2,078	1,817	87.44%

0007014

Precinct	2,416	103	4.26%
Vote by Mail	2,416	2,013	83.32%
Total	2,416	2,116	87.58%

0007019

Precinct	3,976	262	6.59%
Vote by Mail	3,976	3,056	76.86%
Total	3,976	3,318	83.45%

0007025

Precinct	3,425	203	5.93%
Vote by Mail	3,425	2,587	75.53%
Total	3,425	2,790	81.46%

0007038

Precinct	321	17	5.30%
Vote by Mail	321	279	86.92%
Total	321	296	92.21%

0007041	Precinct	3,457	280	8.10%
	Vote by Mail	3,457	2,582	74.69%
	Total	3,457	2,862	82.79%
0007044	Precinct	2,098	141	6.72%
	Vote by Mail	2,098	1,608	76.64%
	Total	2,098	1,749	83.37%
0007046	Precinct	3,396	213	6.27%
	Vote by Mail	3,396	2,567	75.59%
	Total	3,396	2,780	81.86%
0007059	Precinct	549	48	8.74%
	Vote by Mail	549	407	74.13%
	Total	549	455	82.88%
0007061	Precinct	2,225	103	4.63%
	Vote by Mail	2,225	1,882	84.58%
	Total	2,225	1,985	89.21%
0007062	Precinct	2,982	183	6.14%
	Vote by Mail	2,982	2,366	79.34%
	Total	2,982	2,549	85.48%
0007079	Precinct	2,131	121	5.68%
	Vote by Mail	2,131	1,791	84.05%
	Total	2,131	1,912	89.72%
0007081	Precinct	1,922	100	5.20%
	Vote by Mail	1,922	1,634	85.02%
	Total	1,922	1,734	90.22%
0007089	Precinct	1,362	53	3.89%
	Vote by Mail	1,362	1,161	85.24%
	Total	1,362	1,214	89.13%
0008003	Precinct	2,865	167	5.83%
	Vote by Mail	2,865	2,368	82.65%
	Total	2,865	2,535	88.48%
0008011	Precinct	492	23	4.67%
	Vote by Mail	492	414	84.15%
	Total	492	437	88.82%
0008012	Precinct	16	1	6.25%
	Vote by Mail	16	16	100.00%
	Total	16	17	106.25%
0008013	Precinct	109	5	4.59%
	Vote by Mail	109	79	72.48%

	Total	109	84	77.06%
0008030	Precinct	1,148	85	7.40%
	Vote by Mail	1,148	860	74.91%
	Total	1,148	945	82.32%
0008033	Precinct	282	14	4.96%
	Vote by Mail	282	222	78.72%
	Total	282	236	83.69%
0008034	Precinct	290	21	7.24%
	Vote by Mail	290	184	63.45%
	Total	290	205	70.69%
0008040	Precinct	630	50	7.94%
	Vote by Mail	630	465	73.81%
	Total	630	515	81.75%
0008047	Precinct	2,162	129	5.97%
	Vote by Mail	2,162	1,753	81.08%
	Total	2,162	1,882	87.05%
0008049	Precinct	59	2	3.39%
	Vote by Mail	59	42	71.19%
	Total	59	44	74.58%
0008050	Precinct	1,860	99	5.32%
	Vote by Mail	1,860	1,354	72.80%
	Total	1,860	1,453	78.12%
0008053	Precinct	2,999	172	5.74%
	Vote by Mail	2,999	2,368	78.96%
	Total	2,999	2,540	84.69%
0008062	Precinct	3,284	205	6.24%
	Vote by Mail	3,284	2,422	73.75%
	Total	3,284	2,627	79.99%
0008068	Precinct	49	5	10.20%
	Vote by Mail	49	36	73.47%
	Total	49	41	83.67%
0008104	Precinct	164	4	2.44%
	Vote by Mail	164	144	87.80%
	Total	164	148	90.24%
0008128	Precinct	10	0	0.00%
	Vote by Mail	10	0	0.00%
	Total	10	0	0.00%
0008601	Precinct	586	45	7.68%

	Vote by Mail	586	457	77.99%
	Total	586	502	85.67%
0008603				
	Precinct	2,632	151	5.74%
	Vote by Mail	2,632	2,196	83.43%
	Total	2,632	2,347	89.17%
0008605				
	Precinct	3,541	234	6.61%
	Vote by Mail	3,541	2,842	80.26%
	Total	3,541	3,076	86.87%
0008610				
	Precinct	1,728	109	6.31%
	Vote by Mail	1,728	1,452	84.03%
	Total	1,728	1,561	90.34%
0008619				
	Precinct	815	31	3.80%
	Vote by Mail	815	689	84.54%
	Total	815	720	88.34%
0008627				
	Precinct	1,434	88	6.14%
	Vote by Mail	1,434	1,178	82.15%
	Total	1,434	1,266	88.28%
0008629				
	Precinct	2,148	128	5.96%
	Vote by Mail	2,148	1,722	80.17%
	Total	2,148	1,850	86.13%
0008630				
	Precinct	2,906	173	5.95%
	Vote by Mail	2,906	2,355	81.04%
	Total	2,906	2,528	86.99%
0008645				
	Precinct	3,394	182	5.36%
	Vote by Mail	3,394	2,864	84.38%
	Total	3,394	3,046	89.75%
0008650				
	Precinct	421	33	7.84%
	Vote by Mail	421	341	81.00%
	Total	421	374	88.84%
0008653				
	Precinct	260	11	4.23%
	Vote by Mail	260	228	87.69%
	Total	260	239	91.92%
0008654				
	Precinct	311	20	6.43%
	Vote by Mail	311	251	80.71%
	Total	311	271	87.14%
0008655				
	Precinct	0	0	N/A
	Vote by Mail	0	0	N/A
	Total	0	0	N/A
0008657				

Precinct	766	45	5.87%
Vote by Mail	766	610	79.63%
Total	766	655	85.51%

0008658

Precinct	3,874	218	5.63%
Vote by Mail	3,874	3,156	81.47%
Total	3,874	3,374	87.09%

0008670

Precinct	2,848	196	6.88%
Vote by Mail	2,848	2,007	70.47%
Total	2,848	2,203	77.35%

0008675

Precinct	1,559	124	7.95%
Vote by Mail	1,559	1,204	77.23%
Total	1,559	1,328	85.18%

0008680

Precinct	2,189	93	4.25%
Vote by Mail	2,189	1,888	86.25%
Total	2,189	1,981	90.50%

0008683

Precinct	3,591	198	5.51%
Vote by Mail	3,591	3,028	84.32%
Total	3,591	3,226	89.84%

0008687

Precinct	3,452	204	5.91%
Vote by Mail	3,452	2,785	80.68%
Total	3,452	2,989	86.59%

0008697

Precinct	3,637	205	5.64%
Vote by Mail	3,637	2,928	80.51%
Total	3,637	3,133	86.14%

0008832

Precinct	2,104	104	4.94%
Vote by Mail	2,104	1,793	85.22%
Total	2,104	1,897	90.16%

0008834

Precinct	1,266	98	7.74%
Vote by Mail	1,266	914	72.20%
Total	1,266	1,012	79.94%

0008838

Precinct	300	23	7.67%
Vote by Mail	300	235	78.33%
Total	300	258	86.00%

0008857

Precinct	1,646	74	4.50%
Vote by Mail	1,646	1,443	87.67%
Total	1,646	1,517	92.16%

0008858

Precinct	2,376	116	4.88%
Vote by Mail	2,376	2,051	86.32%
Total	2,376	2,167	91.20%

0008862

Precinct	2,560	148	5.78%
Vote by Mail	2,560	2,114	82.58%
Total	2,560	2,262	88.36%

0008879

Precinct	3,228	162	5.02%
Vote by Mail	3,228	2,759	85.47%
Total	3,228	2,921	90.49%

0008883

Precinct	3,404	215	6.32%
Vote by Mail	3,404	2,889	84.87%
Total	3,404	3,104	91.19%

0008885

Precinct	3,137	160	5.10%
Vote by Mail	3,137	2,698	86.01%
Total	3,137	2,858	91.11%

0008886

Precinct	357	4	1.12%
Vote by Mail	357	326	91.32%
Total	357	330	92.44%

0008889

Precinct	2,680	130	4.85%
Vote by Mail	2,680	2,328	86.87%
Total	2,680	2,458	91.72%

0008898

Precinct	2,737	107	3.91%
Vote by Mail	2,737	2,390	87.32%
Total	2,737	2,497	91.23%

0008903

Precinct	3,460	133	3.84%
Vote by Mail	3,460	2,975	85.98%
Total	3,460	3,108	89.83%

0008923

Precinct	4	0	0.00%
Vote by Mail	4	3	75.00%
Total	4	3	75.00%

0008924

Precinct	17	0	0.00%
Vote by Mail	17	14	82.35%
Total	17	14	82.35%

18th Congressional District -

Total	332,297	292,226	87.94%
-------	---------	---------	--------

19th Congressional District

0004801

Precinct	1,564	121	7.74%
Vote by Mail	1,564	1,157	73.98%
Total	1,564	1,278	81.71%

0004806

Precinct	3,037	211	6.95%
Vote by Mail	3,037	2,505	82.48%

	Total	3,037	2,716	89.43%
0004811				
	Precinct	1,845	121	6.56%
	Vote by Mail	1,845	1,502	81.41%
	Total	1,845	1,623	87.97%
0004826				
	Precinct	1,603	102	6.36%
	Vote by Mail	1,603	1,287	80.29%
	Total	1,603	1,389	86.65%
0004827				
	Precinct	3,182	189	5.94%
	Vote by Mail	3,182	2,555	80.30%
	Total	3,182	2,744	86.24%
0004833				
	Precinct	2,168	140	6.46%
	Vote by Mail	2,168	1,719	79.29%
	Total	2,168	1,859	85.75%
0004851				
	Precinct	1,204	82	6.81%
	Vote by Mail	1,204	953	79.15%
	Total	1,204	1,035	85.96%
0004853				
	Precinct	2,222	110	4.95%
	Vote by Mail	2,222	1,811	81.50%
	Total	2,222	1,921	86.45%
0004858				
	Precinct	3,005	254	8.45%
	Vote by Mail	3,005	2,298	76.47%
	Total	3,005	2,552	84.93%
0004876				
	Precinct	3,740	232	6.20%
	Vote by Mail	3,740	3,112	83.21%
	Total	3,740	3,344	89.41%
0004881				
	Precinct	4,439	247	5.56%
	Vote by Mail	4,439	3,791	85.40%
	Total	4,439	4,038	90.97%
0004941				
	Precinct	3,088	211	6.83%
	Vote by Mail	3,088	2,309	74.77%
	Total	3,088	2,520	81.61%
0004942				
	Precinct	2,217	146	6.59%
	Vote by Mail	2,217	1,766	79.66%
	Total	2,217	1,912	86.24%
0004946				
	Precinct	3,484	272	7.81%
	Vote by Mail	3,484	2,500	71.76%
	Total	3,484	2,772	79.56%
0004949				
	Precinct	2,620	183	6.98%

	Vote by Mail	2,620	2,175	83.02%
	Total	2,620	2,358	90.00%
0004950				
	Precinct	2,320	183	7.89%
	Vote by Mail	2,320	1,851	79.78%
	Total	2,320	2,034	87.67%
0004954				
	Precinct	2,050	132	6.44%
	Vote by Mail	2,050	1,541	75.17%
	Total	2,050	1,673	81.61%
0004965				
	Precinct	3,097	204	6.59%
	Vote by Mail	3,097	2,497	80.63%
	Total	3,097	2,701	87.21%
0004971				
	Precinct	944	52	5.51%
	Vote by Mail	944	779	82.52%
	Total	944	831	88.03%
0004973				
	Precinct	2,540	153	6.02%
	Vote by Mail	2,540	2,090	82.28%
	Total	2,540	2,243	88.31%
0005449				
	Precinct	148	7	4.73%
	Vote by Mail	148	134	90.54%
	Total	148	141	95.27%
0005451				
	Precinct	17	0	0.00%
	Vote by Mail	17	15	88.24%
	Total	17	15	88.24%
0005454				
	Precinct	9	1	11.11%
	Vote by Mail	9	7	77.78%
	Total	9	8	88.89%
0005455				
	Precinct	0	0	N/A
	Vote by Mail	0	0	N/A
	Total	0	0	N/A
0005456				
	Precinct	4	0	0.00%
	Vote by Mail	4	3	75.00%
	Total	4	3	75.00%
0005458				
	Precinct	2	0	0.00%
	Vote by Mail	2	0	0.00%
	Total	2	0	0.00%
0005502				
	Precinct	464	27	5.82%
	Vote by Mail	464	382	82.33%
	Total	464	409	88.15%
0005503				

Precinct	400	29	7.25%
Vote by Mail	400	273	68.25%
Total	400	302	75.50%

0005505

Precinct	374	16	4.28%
Vote by Mail	374	302	80.75%
Total	374	318	85.03%

0005507

Precinct	1	0	0.00%
Vote by Mail	1	0	0.00%
Total	1	0	0.00%

0005879

Precinct	25	3	12.00%
Vote by Mail	25	20	80.00%
Total	25	23	92.00%

0005886

Precinct	22	3	13.64%
Vote by Mail	22	13	59.09%
Total	22	16	72.73%

0005888

Precinct	0	0	N/A
Vote by Mail	0	0	N/A
Total	0	0	N/A

0005894

Precinct	258	7	2.71%
Vote by Mail	258	220	85.27%
Total	258	227	87.98%

0005896

Precinct	4	0	0.00%
Vote by Mail	4	3	75.00%
Total	4	3	75.00%

0005906

Precinct	472	34	7.20%
Vote by Mail	472	369	78.18%
Total	472	403	85.38%

0005911

Precinct	2,097	193	9.20%
Vote by Mail	2,097	1,586	75.63%
Total	2,097	1,779	84.84%

0005912

Precinct	212	16	7.55%
Vote by Mail	212	144	67.92%
Total	212	160	75.47%

0005914

Precinct	1,243	83	6.68%
Vote by Mail	1,243	1,025	82.46%
Total	1,243	1,108	89.14%

0005915

Precinct	1,049	60	5.72%
Vote by Mail	1,049	863	82.27%
Total	1,049	923	87.99%

0005916	Precinct	91	6	6.59%
	Vote by Mail	91	75	82.42%
	Total	91	81	89.01%
0005917	Precinct	296	22	7.43%
	Vote by Mail	296	232	78.38%
	Total	296	254	85.81%
0005919	Precinct	413	29	7.02%
	Vote by Mail	413	320	77.48%
	Total	413	349	84.50%
0005922	Precinct	628	58	9.24%
	Vote by Mail	628	472	75.16%
	Total	628	530	84.39%
0005925	Precinct	94	2	2.13%
	Vote by Mail	94	79	84.04%
	Total	94	81	86.17%
0005929	Precinct	159	15	9.43%
	Vote by Mail	159	120	75.47%
	Total	159	135	84.91%
0005931	Precinct	160	5	3.13%
	Vote by Mail	160	135	84.38%
	Total	160	140	87.50%
0005936	Precinct	506	35	6.92%
	Vote by Mail	506	391	77.27%
	Total	506	426	84.19%
0005940	Precinct	59	8	13.56%
	Vote by Mail	59	45	76.27%
	Total	59	53	89.83%
0005947	Precinct	575	21	3.65%
	Vote by Mail	575	484	84.17%
	Total	575	505	87.83%
0005950	Precinct	159	14	8.81%
	Vote by Mail	159	123	77.36%
	Total	159	137	86.16%
0005955	Precinct	1,347	101	7.50%
	Vote by Mail	1,347	1,053	78.17%
	Total	1,347	1,154	85.67%
0005956	Precinct	1,192	57	4.78%
	Vote by Mail	1,192	998	83.72%

	Total	1,192	1,055	88.51%
0005957				
	Precinct	152	9	5.92%
	Vote by Mail	152	116	76.32%
	Total	152	125	82.24%
0005958				
	Precinct	943	78	8.27%
	Vote by Mail	943	720	76.35%
	Total	943	798	84.62%
0005959				
	Precinct	103	3	2.91%
	Vote by Mail	103	78	75.73%
	Total	103	81	78.64%
0005965				
	Precinct	1,280	100	7.81%
	Vote by Mail	1,280	986	77.03%
	Total	1,280	1,086	84.84%
0005966				
	Precinct	241	13	5.39%
	Vote by Mail	241	177	73.44%
	Total	241	190	78.84%
0005988				
	Precinct	2	0	0.00%
	Vote by Mail	2	0	0.00%
	Total	2	0	0.00%
0006028				
	Precinct	73	1	1.37%
	Vote by Mail	73	59	80.82%
	Total	73	60	82.19%
0006031				
	Precinct	35	2	5.71%
	Vote by Mail	35	26	74.29%
	Total	35	28	80.00%
0006035				
	Precinct	0	0	N/A
	Vote by Mail	0	0	N/A
	Total	0	0	N/A
0006036				
	Precinct	0	0	N/A
	Vote by Mail	0	0	N/A
	Total	0	0	N/A
0006404				
	Precinct	2,921	147	5.03%
	Vote by Mail	2,921	2,383	81.58%
	Total	2,921	2,530	86.61%
0006410				
	Precinct	110	6	5.45%
	Vote by Mail	110	89	80.91%
	Total	110	95	86.36%
0006413				
	Precinct	10	0	0.00%

	Vote by Mail	10	9	90.00%
	Total	10	9	90.00%
0006418				
	Precinct	868	56	6.45%
	Vote by Mail	868	709	81.68%
	Total	868	765	88.13%
0006452				
	Precinct	1,297	106	8.17%
	Vote by Mail	1,297	839	64.69%
	Total	1,297	945	72.86%
0006454				
	Precinct	301	15	4.98%
	Vote by Mail	301	232	77.08%
	Total	301	247	82.06%
0006455				
	Precinct	3,400	207	6.09%
	Vote by Mail	3,400	2,451	72.09%
	Total	3,400	2,658	78.18%
0006491				
	Precinct	28	0	0.00%
	Vote by Mail	28	24	85.71%
	Total	28	24	85.71%
0006509				
	Precinct	23	3	13.04%
	Vote by Mail	23	12	52.17%
	Total	23	15	65.22%
0006510				
	Precinct	38	3	7.89%
	Vote by Mail	38	32	84.21%
	Total	38	35	92.11%
0006515				
	Precinct	129	8	6.20%
	Vote by Mail	129	101	78.29%
	Total	129	109	84.50%
0007201				
	Precinct	489	22	4.50%
	Vote by Mail	489	398	81.39%
	Total	489	420	85.89%
0007202				
	Precinct	1,040	76	7.31%
	Vote by Mail	1,040	743	71.44%
	Total	1,040	819	78.75%
0007203				
	Precinct	701	56	7.99%
	Vote by Mail	701	476	67.90%
	Total	701	532	75.89%
0007205				
	Precinct	3,320	230	6.93%
	Vote by Mail	3,320	2,382	71.75%
	Total	3,320	2,612	78.67%
0007214				

Precinct	2,130	162	7.61%
Vote by Mail	2,130	1,607	75.45%
Total	2,130	1,769	83.05%

0007217

Precinct	4,044	302	7.47%
Vote by Mail	4,044	2,787	68.92%
Total	4,044	3,089	76.38%

0007219

Precinct	1,185	55	4.64%
Vote by Mail	1,185	934	78.82%
Total	1,185	989	83.46%

0007221

Precinct	1,804	91	5.04%
Vote by Mail	1,804	1,469	81.43%
Total	1,804	1,560	86.47%

0007224

Precinct	1,022	77	7.53%
Vote by Mail	1,022	754	73.78%
Total	1,022	831	81.31%

0007231

Precinct	826	65	7.87%
Vote by Mail	826	653	79.06%
Total	826	718	86.92%

0007235

Precinct	2,681	227	8.47%
Vote by Mail	2,681	1,936	72.21%
Total	2,681	2,163	80.68%

0007237

Precinct	2,778	221	7.96%
Vote by Mail	2,778	2,070	74.51%
Total	2,778	2,291	82.47%

0007245

Precinct	295	16	5.42%
Vote by Mail	295	247	83.73%
Total	295	263	89.15%

0007246

Precinct	1,654	80	4.84%
Vote by Mail	1,654	1,293	78.17%
Total	1,654	1,373	83.01%

0007248

Precinct	2,685	185	6.89%
Vote by Mail	2,685	2,121	78.99%
Total	2,685	2,306	85.88%

0007252

Precinct	3,672	244	6.64%
Vote by Mail	3,672	2,686	73.15%
Total	3,672	2,930	79.79%

0007255

Precinct	3,699	251	6.79%
Vote by Mail	3,699	2,723	73.61%
Total	3,699	2,974	80.40%

0007257	Precinct	1,653	80	4.84%
	Vote by Mail	1,653	1,363	82.46%
	Total	1,653	1,443	87.30%
0007261	Precinct	2,322	187	8.05%
	Vote by Mail	2,322	1,834	78.98%
	Total	2,322	2,021	87.04%
0007264	Precinct	2,647	199	7.52%
	Vote by Mail	2,647	2,058	77.75%
	Total	2,647	2,257	85.27%
0007271	Precinct	3,185	174	5.46%
	Vote by Mail	3,185	2,608	81.88%
	Total	3,185	2,782	87.35%
0007273	Precinct	3,592	214	5.96%
	Vote by Mail	3,592	3,002	83.57%
	Total	3,592	3,216	89.53%
0007282	Precinct	2,151	122	5.67%
	Vote by Mail	2,151	1,718	79.87%
	Total	2,151	1,840	85.54%
0007294	Precinct	778	42	5.40%
	Vote by Mail	778	611	78.53%
	Total	778	653	83.93%
0007295	Precinct	2,045	111	5.43%
	Vote by Mail	2,045	1,633	79.85%
	Total	2,045	1,744	85.28%
0007298	Precinct	1,362	86	6.31%
	Vote by Mail	1,362	1,123	82.45%
	Total	1,362	1,209	88.77%
0007299	Precinct	1,137	66	5.80%
	Vote by Mail	1,137	904	79.51%
	Total	1,137	970	85.31%
0007306	Precinct	0	0	N/A
	Vote by Mail	0	0	N/A
	Total	0	0	N/A
0007401	Precinct	0	1	N/A
	Vote by Mail	0	0	N/A
	Total	0	1	N/A
0007402	Precinct	660	34	5.15%
	Vote by Mail	660	486	73.64%

	Total	660	520	78.79%
0007408				
	Precinct	966	29	3.00%
	Vote by Mail	966	754	78.05%
	Total	966	783	81.06%
0007409				
	Precinct	494	29	5.87%
	Vote by Mail	494	322	65.18%
	Total	494	351	71.05%
0007414				
	Precinct	392	19	4.85%
	Vote by Mail	392	319	81.38%
	Total	392	338	86.22%
0007415				
	Precinct	53	1	1.89%
	Vote by Mail	53	45	84.91%
	Total	53	46	86.79%
0007416				
	Precinct	250	16	6.40%
	Vote by Mail	250	154	61.60%
	Total	250	170	68.00%
0007417				
	Precinct	3,477	208	5.98%
	Vote by Mail	3,477	2,740	78.80%
	Total	3,477	2,948	84.79%
0007418				
	Precinct	2,233	119	5.33%
	Vote by Mail	2,233	1,579	70.71%
	Total	2,233	1,698	76.04%
0007419				
	Precinct	1,353	64	4.73%
	Vote by Mail	1,353	1,101	81.37%
	Total	1,353	1,165	86.10%
0007430				
	Precinct	3,307	242	7.32%
	Vote by Mail	3,307	2,337	70.67%
	Total	3,307	2,579	77.99%
0007435				
	Precinct	3,152	210	6.66%
	Vote by Mail	3,152	2,184	69.29%
	Total	3,152	2,394	75.95%
0007436				
	Precinct	4,845	293	6.05%
	Vote by Mail	4,845	3,431	70.82%
	Total	4,845	3,724	76.86%
0007438				
	Precinct	419	48	11.46%
	Vote by Mail	419	291	69.45%
	Total	419	339	80.91%
0007447				
	Precinct	3,253	245	7.53%

	Vote by Mail	3,253	1,777	54.63%
	Total	3,253	2,022	62.16%
0007458				
	Precinct	2,928	299	10.21%
	Vote by Mail	2,928	1,566	53.48%
	Total	2,928	1,865	63.70%
0007459				
	Precinct	3,365	295	8.77%
	Vote by Mail	3,365	2,379	70.70%
	Total	3,365	2,674	79.47%
0007470				
	Precinct	2,646	183	6.92%
	Vote by Mail	2,646	1,980	74.83%
	Total	2,646	2,163	81.75%
0007471				
	Precinct	4,273	304	7.11%
	Vote by Mail	4,273	2,774	64.92%
	Total	4,273	3,078	72.03%
0007479				
	Precinct	1,875	139	7.41%
	Vote by Mail	1,875	1,204	64.21%
	Total	1,875	1,343	71.63%
0007483				
	Precinct	3,183	273	8.58%
	Vote by Mail	3,183	2,096	65.85%
	Total	3,183	2,369	74.43%
0007816				
	Precinct	288	28	9.72%
	Vote by Mail	288	216	75.00%
	Total	288	244	84.72%
0007817				
	Precinct	12	0	0.00%
	Vote by Mail	12	9	75.00%
	Total	12	9	75.00%
0007818				
	Precinct	257	8	3.11%
	Vote by Mail	257	217	84.44%
	Total	257	225	87.55%
0007821				
	Precinct	4,767	296	6.21%
	Vote by Mail	4,767	3,254	68.26%
	Total	4,767	3,550	74.47%
0007826				
	Precinct	4,223	274	6.49%
	Vote by Mail	4,223	2,817	66.71%
	Total	4,223	3,091	73.19%
0007827				
	Precinct	1,536	119	7.75%
	Vote by Mail	1,536	1,007	65.56%
	Total	1,536	1,126	73.31%
0007832				

Precinct	2,704	217	8.03%
Vote by Mail	2,704	1,794	66.35%
Total	2,704	2,011	74.37%

0007833

Precinct	3,385	254	7.50%
Vote by Mail	3,385	2,279	67.33%
Total	3,385	2,533	74.83%

0007843

Precinct	5,001	376	7.52%
Vote by Mail	5,001	3,331	66.61%
Total	5,001	3,707	74.13%

0007849

Precinct	3,380	232	6.86%
Vote by Mail	3,380	2,271	67.19%
Total	3,380	2,503	74.05%

0007850

Precinct	2,424	205	8.46%
Vote by Mail	2,424	1,625	67.04%
Total	2,424	1,830	75.50%

0007851

Precinct	1,426	71	4.98%
Vote by Mail	1,426	1,127	79.03%
Total	1,426	1,198	84.01%

0007861

Precinct	2,087	153	7.33%
Vote by Mail	2,087	1,425	68.28%
Total	2,087	1,578	75.61%

0007867

Precinct	3,759	228	6.07%
Vote by Mail	3,759	2,634	70.07%
Total	3,759	2,862	76.14%

0007874

Precinct	507	20	3.94%
Vote by Mail	507	357	70.41%
Total	507	377	74.36%

0007880

Precinct	5	3	60.00%
Vote by Mail	5	4	80.00%
Total	5	7	140.00%

0008001

Precinct	273	11	4.03%
Vote by Mail	273	228	83.52%
Total	273	239	87.55%

0008002

Precinct	465	24	5.16%
Vote by Mail	465	354	76.13%
Total	465	378	81.29%

0008005

Precinct	4,023	184	4.57%
Vote by Mail	4,023	3,374	83.87%
Total	4,023	3,558	88.44%

0008007

Precinct	761	57	7.49%
Vote by Mail	761	590	77.53%
Total	761	647	85.02%

0008016

Precinct	4,535	311	6.86%
Vote by Mail	4,535	3,526	77.75%
Total	4,535	3,837	84.61%

0008017

Precinct	1,925	136	7.06%
Vote by Mail	1,925	1,462	75.95%
Total	1,925	1,598	83.01%

0008022

Precinct	969	60	6.19%
Vote by Mail	969	762	78.64%
Total	969	822	84.83%

0008023

Precinct	970	62	6.39%
Vote by Mail	970	765	78.87%
Total	970	827	85.26%

0008026

Precinct	1,174	105	8.94%
Vote by Mail	1,174	759	64.65%
Total	1,174	864	73.59%

0008028

Precinct	382	26	6.81%
Vote by Mail	382	270	70.68%
Total	382	296	77.49%

0008029

Precinct	170	9	5.29%
Vote by Mail	170	125	73.53%
Total	170	134	78.82%

0008038

Precinct	4	0	0.00%
Vote by Mail	4	4	100.00%
Total	4	4	100.00%

0008054

Precinct	2,428	113	4.65%
Vote by Mail	2,428	2,001	82.41%
Total	2,428	2,114	87.07%

0008055

Precinct	339	16	4.72%
Vote by Mail	339	262	77.29%
Total	339	278	82.01%

0008066

Precinct	1,063	77	7.24%
Vote by Mail	1,063	855	80.43%
Total	1,063	932	87.68%

0008067

Precinct	3,081	170	5.52%
Vote by Mail	3,081	2,599	84.36%

	Total	3,081	2,769	89.87%
0008072				
	Precinct	606	32	5.28%
	Vote by Mail	606	521	85.97%
	Total	606	553	91.25%
0008073				
	Precinct	563	36	6.39%
	Vote by Mail	563	426	75.67%
	Total	563	462	82.06%
0008079				
	Precinct	2,822	118	4.18%
	Vote by Mail	2,822	2,442	86.53%
	Total	2,822	2,560	90.72%
0008082				
	Precinct	2,118	90	4.25%
	Vote by Mail	2,118	1,802	85.08%
	Total	2,118	1,892	89.33%
0008085				
	Precinct	1,419	55	3.88%
	Vote by Mail	1,419	1,216	85.69%
	Total	1,419	1,271	89.57%
0008089				
	Precinct	2,970	126	4.24%
	Vote by Mail	2,970	2,555	86.03%
	Total	2,970	2,681	90.27%
0008092				
	Precinct	91	5	5.49%
	Vote by Mail	91	71	78.02%
	Total	91	76	83.52%
0008093				
	Precinct	55	1	1.82%
	Vote by Mail	55	49	89.09%
	Total	55	50	90.91%
0008096				
	Precinct	2,762	140	5.07%
	Vote by Mail	2,762	2,376	86.02%
	Total	2,762	2,516	91.09%
0008101				
	Precinct	1,515	107	7.06%
	Vote by Mail	1,515	1,088	71.82%
	Total	1,515	1,195	78.88%
0008105				
	Precinct	423	9	2.13%
	Vote by Mail	423	390	92.20%
	Total	423	399	94.33%
0008117				
	Precinct	1,915	101	5.27%
	Vote by Mail	1,915	1,654	86.37%
	Total	1,915	1,755	91.64%
0008122				
	Precinct	2,730	162	5.93%

	Vote by Mail	2,730	2,095	76.74%
	Total	2,730	2,257	82.67%
0008133				
	Precinct	20	0	0.00%
	Vote by Mail	20	15	75.00%
	Total	20	15	75.00%
0008201				
	Precinct	2,933	266	9.07%
	Vote by Mail	2,933	2,013	68.63%
	Total	2,933	2,279	77.70%
0008203				
	Precinct	3,023	261	8.63%
	Vote by Mail	3,023	1,945	64.34%
	Total	3,023	2,206	72.97%
0008205				
	Precinct	3,725	354	9.50%
	Vote by Mail	3,725	2,474	66.42%
	Total	3,725	2,828	75.92%
0008208				
	Precinct	3,106	188	6.05%
	Vote by Mail	3,106	2,036	65.55%
	Total	3,106	2,224	71.60%
0008212				
	Precinct	1,552	154	9.92%
	Vote by Mail	1,552	987	63.60%
	Total	1,552	1,141	73.52%
0008214				
	Precinct	602	43	7.14%
	Vote by Mail	602	287	47.67%
	Total	602	330	54.82%
0008227				
	Precinct	4,001	285	7.12%
	Vote by Mail	4,001	2,703	67.56%
	Total	4,001	2,988	74.68%
0008228				
	Precinct	2,382	115	4.83%
	Vote by Mail	2,382	1,892	79.43%
	Total	2,382	2,007	84.26%
0008230				
	Precinct	3,764	266	7.07%
	Vote by Mail	3,764	2,805	74.52%
	Total	3,764	3,071	81.59%
0008231				
	Precinct	2,526	193	7.64%
	Vote by Mail	2,526	1,736	68.73%
	Total	2,526	1,929	76.37%
0008232				
	Precinct	4,524	372	8.22%
	Vote by Mail	4,524	3,184	70.38%
	Total	4,524	3,556	78.60%
0008236				

Precinct	4,911	344	7.00%
Vote by Mail	4,911	3,450	70.25%
Total	4,911	3,794	77.26%

0008246

Precinct	2,902	217	7.48%
Vote by Mail	2,902	2,054	70.78%
Total	2,902	2,271	78.26%

0008254

Precinct	3,016	231	7.66%
Vote by Mail	3,016	1,948	64.59%
Total	3,016	2,179	72.25%

0008262

Precinct	2,099	131	6.24%
Vote by Mail	2,099	1,588	75.66%
Total	2,099	1,719	81.90%

0008264

Precinct	2,143	147	6.86%
Vote by Mail	2,143	1,542	71.96%
Total	2,143	1,689	78.81%

0008401

Precinct	2,543	148	5.82%
Vote by Mail	2,543	1,801	70.82%
Total	2,543	1,949	76.64%

0008404

Precinct	5,049	357	7.07%
Vote by Mail	5,049	3,566	70.63%
Total	5,049	3,923	77.70%

0008408

Precinct	1,578	117	7.41%
Vote by Mail	1,578	1,189	75.35%
Total	1,578	1,306	82.76%

0008409

Precinct	1,567	90	5.74%
Vote by Mail	1,567	1,196	76.32%
Total	1,567	1,286	82.07%

0008414

Precinct	469	30	6.40%
Vote by Mail	469	374	79.74%
Total	469	404	86.14%

0008418

Precinct	538	20	3.72%
Vote by Mail	538	443	82.34%
Total	538	463	86.06%

0008421

Precinct	49	1	2.04%
Vote by Mail	49	43	87.76%
Total	49	44	89.80%

0008423

Precinct	2	1	50.00%
Vote by Mail	2	1	50.00%
Total	2	2	100.00%

0008430	Precinct	3,972	272	6.85%
	Vote by Mail	3,972	2,961	74.55%
	Total	3,972	3,233	81.39%
0008435	Precinct	4,237	212	5.00%
	Vote by Mail	4,237	3,448	81.38%
	Total	4,237	3,660	86.38%
0008438	Precinct	4,863	354	7.28%
	Vote by Mail	4,863	3,591	73.84%
	Total	4,863	3,945	81.12%
0008439	Precinct	3,957	231	5.84%
	Vote by Mail	3,957	2,959	74.78%
	Total	3,957	3,190	80.62%
0008445	Precinct	2,413	109	4.52%
	Vote by Mail	2,413	2,029	84.09%
	Total	2,413	2,138	88.60%
0008447	Precinct	10	0	0.00%
	Vote by Mail	10	9	90.00%
	Total	10	9	90.00%
0008456	Precinct	4,489	253	5.64%
	Vote by Mail	4,489	3,642	81.13%
	Total	4,489	3,895	86.77%
0008457	Precinct	4,349	288	6.62%
	Vote by Mail	4,349	3,518	80.89%
	Total	4,349	3,806	87.51%
0008464	Precinct	4,207	290	6.89%
	Vote by Mail	4,207	3,201	76.09%
	Total	4,207	3,491	82.98%
0008470	Precinct	4,024	212	5.27%
	Vote by Mail	4,024	3,388	84.19%
	Total	4,024	3,600	89.46%
0008472	Precinct	3,480	195	5.60%
	Vote by Mail	3,480	2,795	80.32%
	Total	3,480	2,990	85.92%
0008486	Precinct	4,200	220	5.24%
	Vote by Mail	4,200	3,523	83.88%
	Total	4,200	3,743	89.12%
0008492	Precinct	4,467	134	3.00%
	Vote by Mail	4,467	3,935	88.09%

	Total	4,467	4,069	91.09%
0008502				
	Precinct	258	8	3.10%
	Vote by Mail	258	221	85.66%
	Total	258	229	88.76%
0008609				
	Precinct	0	2	N/A
	Vote by Mail	0	0	N/A
	Total	0	2	N/A
0008612				
	Precinct	2,526	126	4.99%
	Vote by Mail	2,526	2,170	85.91%
	Total	2,526	2,296	90.89%
0008615				
	Precinct	2,336	107	4.58%
	Vote by Mail	2,336	2,006	85.87%
	Total	2,336	2,113	90.45%
0008625				
	Precinct	132	7	5.30%
	Vote by Mail	132	89	67.42%
	Total	132	96	72.73%
0008631				
	Precinct	1,689	93	5.51%
	Vote by Mail	1,689	1,405	83.19%
	Total	1,689	1,498	88.69%
0008634				
	Precinct	508	38	7.48%
	Vote by Mail	508	364	71.65%
	Total	508	402	79.13%
0008636				
	Precinct	456	30	6.58%
	Vote by Mail	456	374	82.02%
	Total	456	404	88.60%
0008648				
	Precinct	3,033	141	4.65%
	Vote by Mail	3,033	2,513	82.86%
	Total	3,033	2,654	87.50%
0008676				
	Precinct	3,196	172	5.38%
	Vote by Mail	3,196	2,468	77.22%
	Total	3,196	2,640	82.60%
0008801				
	Precinct	2,428	189	7.78%
	Vote by Mail	2,428	1,819	74.92%
	Total	2,428	2,008	82.70%
0008805				
	Precinct	1,963	106	5.40%
	Vote by Mail	1,963	1,582	80.59%
	Total	1,963	1,688	85.99%
0008809				
	Precinct	3,399	183	5.38%

	Vote by Mail	3,399	2,563	75.40%
	Total	3,399	2,746	80.79%
0008812				
	Precinct	2,026	165	8.14%
	Vote by Mail	2,026	1,390	68.61%
	Total	2,026	1,555	76.75%
0008817				
	Precinct	1,041	56	5.38%
	Vote by Mail	1,041	863	82.90%
	Total	1,041	919	88.28%
0008820				
	Precinct	2,110	124	5.88%
	Vote by Mail	2,110	1,758	83.32%
	Total	2,110	1,882	89.19%
0008822				
	Precinct	2,375	142	5.98%
	Vote by Mail	2,375	1,820	76.63%
	Total	2,375	1,962	82.61%
0008828				
	Precinct	803	49	6.10%
	Vote by Mail	803	640	79.70%
	Total	803	689	85.80%
0008829				
	Precinct	721	41	5.69%
	Vote by Mail	721	574	79.61%
	Total	721	615	85.30%
0008839				
	Precinct	3,405	222	6.52%
	Vote by Mail	3,405	2,549	74.86%
	Total	3,405	2,771	81.38%
0008844				
	Precinct	3,471	216	6.22%
	Vote by Mail	3,471	2,790	80.38%
	Total	3,471	3,006	86.60%
0008848				
	Precinct	1,841	125	6.79%
	Vote by Mail	1,841	1,448	78.65%
	Total	1,841	1,573	85.44%
0008853				
	Precinct	2,363	137	5.80%
	Vote by Mail	2,363	1,903	80.53%
	Total	2,363	2,040	86.33%
0008868				
	Precinct	131	8	6.11%
	Vote by Mail	131	115	87.79%
	Total	131	123	93.89%
0008873				
	Precinct	1,045	56	5.36%
	Vote by Mail	1,045	880	84.21%
	Total	1,045	936	89.57%
0008874				

Precinct	21	0	0.00%
Vote by Mail	21	19	90.48%
Total	21	19	90.48%

0008915

Precinct	19	1	5.26%
Vote by Mail	19	17	89.47%
Total	19	18	94.74%

0008916

Precinct	15	0	0.00%
Vote by Mail	15	15	100.00%
Total	15	15	100.00%

0008920

Precinct	2	0	0.00%
Vote by Mail	2	1	50.00%
Total	2	1	50.00%

19th Congressional District -

Total	402,141	330,512	82.19%
-------	---------	---------	--------

20th Congressional District

0004943

Precinct	107	8	7.48%
Vote by Mail	107	84	78.50%
Total	107	92	85.98%

0004944

Precinct	1,139	117	10.27%
Vote by Mail	1,139	681	59.79%
Total	1,139	798	70.06%

0004945

Precinct	1,582	138	8.72%
Vote by Mail	1,582	1,108	70.04%
Total	1,582	1,246	78.76%

0004956

Precinct	270	25	9.26%
Vote by Mail	270	184	68.15%
Total	270	209	77.41%

0004958

Precinct	1,699	143	8.42%
Vote by Mail	1,699	1,106	65.10%
Total	1,699	1,249	73.51%

0004969

Precinct	2,417	151	6.25%
Vote by Mail	2,417	1,799	74.43%
Total	2,417	1,950	80.68%

0004974

Precinct	1,119	92	8.22%
Vote by Mail	1,119	833	74.44%
Total	1,119	925	82.66%

0005949

Precinct	685	50	7.30%
Vote by Mail	685	481	70.22%
Total	685	531	77.52%

0005951

Precinct	6	0	0.00%
Vote by Mail	6	7	116.67%
Total	6	7	116.67%

0005975

Precinct	57	5	8.77%
Vote by Mail	57	31	54.39%
Total	57	36	63.16%

0006048

Precinct	24	0	0.00%
Vote by Mail	24	21	87.50%
Total	24	21	87.50%

20th Congressional District -
Total

9,105	7,064	77.58%
-------	-------	--------

Cumulative

Cumulative

Precinct	0	0	N/A
Vote by Mail	0	0	N/A
Total	0	0	N/A

Cumulative - Total

0	0	N/A
---	---	-----

Congressional District - Total

1,019,309	863,964	84.76%
-----------	---------	--------

Precinct

1,019,309	60,005	5.89%
-----------	--------	-------

Vote by Mail

1,019,309	803,959	78.87%
-----------	---------	--------

State Senator

10th Senatorial District

0003008

Precinct	38	0	0.00%
Vote by Mail	38	31	81.58%
Total	38	31	81.58%

0004401

Precinct	3,560	262	7.36%
Vote by Mail	3,560	2,710	76.12%
Total	3,560	2,972	83.48%

0004402

Precinct	4,133	263	6.36%
Vote by Mail	4,133	3,093	74.84%
Total	4,133	3,356	81.20%

0004403

Precinct	334	36	10.78%
Vote by Mail	334	225	67.37%
Total	334	261	78.14%

0004405

Precinct	4,385	307	7.00%
Vote by Mail	4,385	3,341	76.19%
Total	4,385	3,648	83.19%

0004407

Precinct	3,743	280	7.48%
Vote by Mail	3,743	2,856	76.30%
Total	3,743	3,136	83.78%

0004409

Precinct	4,845	333	6.87%
Vote by Mail	4,845	3,695	76.26%
Total	4,845	4,028	83.14%

0004411

Precinct	2,581	153	5.93%
Vote by Mail	2,581	2,123	82.25%
Total	2,581	2,276	88.18%

0004412

Precinct	4,345	250	5.75%
Vote by Mail	4,345	3,398	78.20%
Total	4,345	3,648	83.96%

0004414

Precinct	4,757	251	5.28%
Vote by Mail	4,757	3,807	80.03%
Total	4,757	4,058	85.31%

0004417

Precinct	3,982	220	5.52%
Vote by Mail	3,982	3,101	77.88%
Total	3,982	3,321	83.40%

0006401

Precinct	1	0	0.00%
Vote by Mail	1	0	0.00%
Total	1	0	0.00%

0006402

Precinct	100	2	2.00%
Vote by Mail	100	91	91.00%
Total	100	93	93.00%

0006419

Precinct	64	5	7.81%
Vote by Mail	64	54	84.38%
Total	64	59	92.19%

0006511

Precinct	152	5	3.29%
Vote by Mail	152	125	82.24%
Total	152	130	85.53%

0006515

Precinct	129	8	6.20%
Vote by Mail	129	101	78.29%
Total	129	109	84.50%

0007401

Precinct	0	1	N/A
Vote by Mail	0	0	N/A
Total	0	1	N/A

0007402

Precinct	660	34	5.15%
Vote by Mail	660	486	73.64%
Total	660	520	78.79%

0007403

Precinct	1,650	146	8.85%
Vote by Mail	1,650	1,281	77.64%
Total	1,650	1,427	86.48%

0007408	Precinct	966	29	3.00%
	Vote by Mail	966	754	78.05%
	Total	966	783	81.06%
0007409	Precinct	494	29	5.87%
	Vote by Mail	494	322	65.18%
	Total	494	351	71.05%
0007410	Precinct	8	2	25.00%
	Vote by Mail	8	4	50.00%
	Total	8	6	75.00%
0007411	Precinct	58	6	10.34%
	Vote by Mail	58	21	36.21%
	Total	58	27	46.55%
0007414	Precinct	392	19	4.85%
	Vote by Mail	392	319	81.38%
	Total	392	338	86.22%
0007415	Precinct	53	1	1.89%
	Vote by Mail	53	45	84.91%
	Total	53	46	86.79%
0007418	Precinct	2,233	119	5.33%
	Vote by Mail	2,233	1,579	70.71%
	Total	2,233	1,698	76.04%
0007419	Precinct	1,353	64	4.73%
	Vote by Mail	1,353	1,101	81.37%
	Total	1,353	1,165	86.10%
0007601	Precinct	3,927	279	7.10%
	Vote by Mail	3,927	2,897	73.77%
	Total	3,927	3,176	80.88%
0007606	Precinct	4,352	291	6.69%
	Vote by Mail	4,352	3,235	74.33%
	Total	4,352	3,526	81.02%
0007609	Precinct	1,044	100	9.58%
	Vote by Mail	1,044	717	68.68%
	Total	1,044	817	78.26%
0007615	Precinct	1,407	113	8.03%
	Vote by Mail	1,407	963	68.44%
	Total	1,407	1,076	76.47%
0007619	Precinct	2,469	158	6.40%
	Vote by Mail	2,469	1,878	76.06%

	Total	2,469	2,036	82.46%
0007620				
	Precinct	3,744	185	4.94%
	Vote by Mail	3,744	2,965	79.19%
	Total	3,744	3,150	84.13%
0007621				
	Precinct	4,374	257	5.88%
	Vote by Mail	4,374	3,397	77.66%
	Total	4,374	3,654	83.54%
0007624				
	Precinct	3,107	182	5.86%
	Vote by Mail	3,107	2,438	78.47%
	Total	3,107	2,620	84.33%
0007632				
	Precinct	3,674	249	6.78%
	Vote by Mail	3,674	2,855	77.71%
	Total	3,674	3,104	84.49%
0007634				
	Precinct	2,025	123	6.07%
	Vote by Mail	2,025	1,645	81.23%
	Total	2,025	1,768	87.31%
0007648				
	Precinct	3,583	184	5.14%
	Vote by Mail	3,583	2,822	78.76%
	Total	3,583	3,006	83.90%
0007654				
	Precinct	4,833	258	5.34%
	Vote by Mail	4,833	3,679	76.12%
	Total	4,833	3,937	81.46%
0007660				
	Precinct	3,885	218	5.61%
	Vote by Mail	3,885	2,961	76.22%
	Total	3,885	3,179	81.83%
0007666				
	Precinct	3,876	231	5.96%
	Vote by Mail	3,876	3,113	80.31%
	Total	3,876	3,344	86.27%
0007670				
	Precinct	118	2	1.69%
	Vote by Mail	118	101	85.59%
	Total	118	103	87.29%
0007673				
	Precinct	1	0	0.00%
	Vote by Mail	1	0	0.00%
	Total	1	0	0.00%
0007674				
	Precinct	3	0	0.00%
	Vote by Mail	3	0	0.00%
	Total	3	0	0.00%
0007677				
	Precinct	4,292	211	4.92%

	Vote by Mail	4,292	3,303	76.96%
	Total	4,292	3,514	81.87%
0007680				
	Precinct	2,456	154	6.27%
	Vote by Mail	2,456	1,928	78.50%
	Total	2,456	2,082	84.77%
0007801				
	Precinct	881	54	6.13%
	Vote by Mail	881	698	79.23%
	Total	881	752	85.36%
0007880				
	Precinct	5	3	60.00%
	Vote by Mail	5	4	80.00%
	Total	5	7	140.00%
0008001				
	Precinct	273	11	4.03%
	Vote by Mail	273	228	83.52%
	Total	273	239	87.55%
0008002				
	Precinct	465	24	5.16%
	Vote by Mail	465	354	76.13%
	Total	465	378	81.29%
0008003				
	Precinct	2,865	167	5.83%
	Vote by Mail	2,865	2,368	82.65%
	Total	2,865	2,535	88.48%
0008005				
	Precinct	4,023	184	4.57%
	Vote by Mail	4,023	3,374	83.87%
	Total	4,023	3,558	88.44%
0008007				
	Precinct	761	57	7.49%
	Vote by Mail	761	590	77.53%
	Total	761	647	85.02%
0008011				
	Precinct	492	23	4.67%
	Vote by Mail	492	414	84.15%
	Total	492	437	88.82%
0008012				
	Precinct	16	1	6.25%
	Vote by Mail	16	16	100.00%
	Total	16	17	106.25%
0008013				
	Precinct	109	5	4.59%
	Vote by Mail	109	79	72.48%
	Total	109	84	77.06%
0009001				
	Precinct	3,165	232	7.33%
	Vote by Mail	3,165	2,415	76.30%
	Total	3,165	2,647	83.63%
0009005				

Precinct	4,703	360	7.65%
Vote by Mail	4,703	3,652	77.65%
Total	4,703	4,012	85.31%

0009051

Precinct	1,991	161	8.09%
Vote by Mail	1,991	1,451	72.88%
Total	1,991	1,612	80.96%

0009055

Precinct	67	1	1.49%
Vote by Mail	67	59	88.06%
Total	67	60	89.55%

0009056

Precinct	3,199	217	6.78%
Vote by Mail	3,199	2,468	77.15%
Total	3,199	2,685	83.93%

0009059

Precinct	2,765	223	8.07%
Vote by Mail	2,765	2,018	72.98%
Total	2,765	2,241	81.05%

0009061

Precinct	0	0	N/A
Vote by Mail	0	0	N/A
Total	0	0	N/A

0009062

Precinct	2,525	118	4.67%
Vote by Mail	2,525	2,049	81.15%
Total	2,525	2,167	85.82%

0009101

Precinct	3,389	174	5.13%
Vote by Mail	3,389	2,638	77.84%
Total	3,389	2,812	82.97%

0009103

Precinct	995	64	6.43%
Vote by Mail	995	762	76.58%
Total	995	826	83.02%

0009104

Precinct	2,986	132	4.42%
Vote by Mail	2,986	2,420	81.04%
Total	2,986	2,552	85.47%

0009109

Precinct	1,982	127	6.41%
Vote by Mail	1,982	1,512	76.29%
Total	1,982	1,639	82.69%

0009151

Precinct	2,951	171	5.79%
Vote by Mail	2,951	2,282	77.33%
Total	2,951	2,453	83.12%

0009157

Precinct	3,619	214	5.91%
Vote by Mail	3,619	2,764	76.37%
Total	3,619	2,978	82.29%

0009163	Precinct	1,454	54	3.71%
	Vote by Mail	1,454	1,215	83.56%
	Total	1,454	1,269	87.28%
0009166	Precinct	1,445	72	4.98%
	Vote by Mail	1,445	1,195	82.70%
	Total	1,445	1,267	87.68%
0009201	Precinct	891	45	5.05%
	Vote by Mail	891	724	81.26%
	Total	891	769	86.31%
0009203	Precinct	1,773	91	5.13%
	Vote by Mail	1,773	1,449	81.73%
	Total	1,773	1,540	86.86%
0009208	Precinct	1,660	108	6.51%
	Vote by Mail	1,660	1,167	70.30%
	Total	1,660	1,275	76.81%
0009210	Precinct	2,215	123	5.55%
	Vote by Mail	2,215	1,791	80.86%
	Total	2,215	1,914	86.41%
0009219	Precinct	231	12	5.19%
	Vote by Mail	231	176	76.19%
	Total	231	188	81.39%
0009220	Precinct	2,840	158	5.56%
	Vote by Mail	2,840	2,242	78.94%
	Total	2,840	2,400	84.51%
0009251	Precinct	1,343	67	4.99%
	Vote by Mail	1,343	1,156	86.08%
	Total	1,343	1,223	91.06%
0009252	Precinct	2,146	110	5.13%
	Vote by Mail	2,146	1,732	80.71%
	Total	2,146	1,842	85.83%
0009258	Precinct	1,901	130	6.84%
	Vote by Mail	1,901	1,493	78.54%
	Total	1,901	1,623	85.38%
0009262	Precinct	267	11	4.12%
	Vote by Mail	267	216	80.90%
	Total	267	227	85.02%
0009264	Precinct	1,999	70	3.50%
	Vote by Mail	1,999	1,715	85.79%

Total 1,999 1,785 89.29%

0009268

Precinct 2,037 78 3.83%
 Vote by Mail 2,037 1,721 84.49%
 Total 2,037 1,799 88.32%

0009275

Precinct 2,049 127 6.20%
 Vote by Mail 2,049 1,546 75.45%
 Total 2,049 1,673 81.65%

0009282

Precinct 5 3 60.00%
 Vote by Mail 5 5 100.00%
 Total 5 8 160.00%

10th Senatorial District - Total 166,669 139,720 83.83%

13th Senatorial District

0002001

Precinct 9 72 800.00%
 Vote by Mail 9 9 100.00%
 Total 9 81 900.00%

0002002

Precinct 2,731 151 5.53%
 Vote by Mail 2,731 2,259 82.72%
 Total 2,731 2,410 88.25%

0002005

Precinct 1,751 82 4.68%
 Vote by Mail 1,751 1,506 86.01%
 Total 1,751 1,588 90.69%

0002006

Precinct 81 2 2.47%
 Vote by Mail 81 71 87.65%
 Total 81 73 90.12%

0002009

Precinct 4,365 241 5.52%
 Vote by Mail 4,365 3,553 81.40%
 Total 4,365 3,794 86.92%

0002013

Precinct 3,559 171 4.80%
 Vote by Mail 3,559 2,993 84.10%
 Total 3,559 3,164 88.90%

0002014

Precinct 3,297 219 6.64%
 Vote by Mail 3,297 2,657 80.59%
 Total 3,297 2,876 87.23%

0002018

Precinct 142 14 9.86%
 Vote by Mail 142 104 73.24%
 Total 142 118 83.10%

0002025

Precinct 4,073 157 3.85%

	Vote by Mail	4,073	3,464	85.05%
	Total	4,073	3,621	88.90%
0002043				
	Precinct	3,095	121	3.91%
	Vote by Mail	3,095	2,693	87.01%
	Total	3,095	2,814	90.92%
0002046				
	Precinct	4,236	210	4.96%
	Vote by Mail	4,236	3,541	83.59%
	Total	4,236	3,751	88.55%
0002057				
	Precinct	3,967	183	4.61%
	Vote by Mail	3,967	3,327	83.87%
	Total	3,967	3,510	88.48%
0002068				
	Precinct	3,755	142	3.78%
	Vote by Mail	3,755	3,252	86.60%
	Total	3,755	3,394	90.39%
0002098				
	Precinct	4,126	175	4.24%
	Vote by Mail	4,126	3,443	83.45%
	Total	4,126	3,618	87.69%
0002108				
	Precinct	3,462	148	4.27%
	Vote by Mail	3,462	2,957	85.41%
	Total	3,462	3,105	89.69%
0002125				
	Precinct	366	13	3.55%
	Vote by Mail	366	321	87.70%
	Total	366	334	91.26%
0002274				
	Precinct	276	6	2.17%
	Vote by Mail	276	241	87.32%
	Total	276	247	89.49%
0002275				
	Precinct	1,173	62	5.29%
	Vote by Mail	1,173	1,024	87.30%
	Total	1,173	1,086	92.58%
0002278				
	Precinct	1,128	72	6.38%
	Vote by Mail	1,128	942	83.51%
	Total	1,128	1,014	89.89%
0002281				
	Precinct	6	0	0.00%
	Vote by Mail	6	5	83.33%
	Total	6	5	83.33%
0002282				
	Precinct	1,413	68	4.81%
	Vote by Mail	1,413	1,205	85.28%
	Total	1,413	1,273	90.09%
0002285				

Precinct	2,532	143	5.65%
Vote by Mail	2,532	2,170	85.70%
Total	2,532	2,313	91.35%

0002301

Precinct	3,636	126	3.47%
Vote by Mail	3,636	3,135	86.22%
Total	3,636	3,261	89.69%

0002305

Precinct	4,846	200	4.13%
Vote by Mail	4,846	4,172	86.09%
Total	4,846	4,372	90.22%

0002309

Precinct	1,231	46	3.74%
Vote by Mail	1,231	1,081	87.81%
Total	1,231	1,127	91.55%

0002314

Precinct	2,828	115	4.07%
Vote by Mail	2,828	2,476	87.55%
Total	2,828	2,591	91.62%

0002317

Precinct	2,707	123	4.54%
Vote by Mail	2,707	2,346	86.66%
Total	2,707	2,469	91.21%

0002330

Precinct	4,245	134	3.16%
Vote by Mail	4,245	3,754	88.43%
Total	4,245	3,888	91.59%

0002338

Precinct	167	7	4.19%
Vote by Mail	167	140	83.83%
Total	167	147	88.02%

0002351

Precinct	2,398	87	3.63%
Vote by Mail	2,398	2,107	87.86%
Total	2,398	2,194	91.49%

0002353

Precinct	43	6	13.95%
Vote by Mail	43	29	67.44%
Total	43	35	81.40%

0002539

Precinct	258	6	2.33%
Vote by Mail	258	141	54.65%
Total	258	147	56.98%

0002542

Precinct	2,081	230	11.05%
Vote by Mail	2,081	1,311	63.00%
Total	2,081	1,541	74.05%

0002545

Precinct	2,367	113	4.77%
Vote by Mail	2,367	1,862	78.66%
Total	2,367	1,975	83.44%

0002802

Precinct	2,580	109	4.22%
Vote by Mail	2,580	2,266	87.83%
Total	2,580	2,375	92.05%

0002811

Precinct	37	0	0.00%
Vote by Mail	37	36	97.30%
Total	37	36	97.30%

0002813

Precinct	255	9	3.53%
Vote by Mail	255	228	89.41%
Total	255	237	92.94%

0002816

Precinct	25	0	0.00%
Vote by Mail	25	23	92.00%
Total	25	23	92.00%

0002870

Precinct	133	6	4.51%
Vote by Mail	133	115	86.47%
Total	133	121	90.98%

0002951

Precinct	323	28	8.67%
Vote by Mail	323	249	77.09%
Total	323	277	85.76%

0003001

Precinct	3,173	188	5.92%
Vote by Mail	3,173	2,535	79.89%
Total	3,173	2,723	85.82%

0003002

Precinct	3,009	212	7.05%
Vote by Mail	3,009	2,298	76.37%
Total	3,009	2,510	83.42%

0003005

Precinct	57	4	7.02%
Vote by Mail	57	50	87.72%
Total	57	54	94.74%

0003010

Precinct	2,810	177	6.30%
Vote by Mail	2,810	2,146	76.37%
Total	2,810	2,323	82.67%

0003011

Precinct	2,533	177	6.99%
Vote by Mail	2,533	1,929	76.15%
Total	2,533	2,106	83.14%

0003012

Precinct	134	8	5.97%
Vote by Mail	134	110	82.09%
Total	134	118	88.06%

0003013

Precinct	3,482	224	6.43%
Vote by Mail	3,482	2,656	76.28%

	Total	3,482	2,880	82.71%
0003016				
	Precinct	1,009	40	3.96%
	Vote by Mail	1,009	834	82.66%
	Total	1,009	874	86.62%
0003017				
	Precinct	793	60	7.57%
	Vote by Mail	793	575	72.51%
	Total	793	635	80.08%
0003018				
	Precinct	423	30	7.09%
	Vote by Mail	423	310	73.29%
	Total	423	340	80.38%
0003019				
	Precinct	3,485	190	5.45%
	Vote by Mail	3,485	2,792	80.11%
	Total	3,485	2,982	85.57%
0003021				
	Precinct	317	19	5.99%
	Vote by Mail	317	251	79.18%
	Total	317	270	85.17%
0003023				
	Precinct	2,854	189	6.62%
	Vote by Mail	2,854	2,283	79.99%
	Total	2,854	2,472	86.62%
0003026				
	Precinct	2,113	94	4.45%
	Vote by Mail	2,113	1,683	79.65%
	Total	2,113	1,777	84.10%
0003029				
	Precinct	0	0	N/A
	Vote by Mail	0	0	N/A
	Total	0	0	N/A
0003031				
	Precinct	1	0	0.00%
	Vote by Mail	1	0	0.00%
	Total	1	0	0.00%
0003032				
	Precinct	1,642	105	6.39%
	Vote by Mail	1,642	1,370	83.43%
	Total	1,642	1,475	89.83%
0003034				
	Precinct	3,422	186	5.44%
	Vote by Mail	3,422	2,888	84.40%
	Total	3,422	3,074	89.83%
0003035				
	Precinct	2,557	174	6.80%
	Vote by Mail	2,557	2,015	78.80%
	Total	2,557	2,189	85.61%
0003039				
	Precinct	1,739	77	4.43%

	Vote by Mail	1,739	1,479	85.05%
	Total	1,739	1,556	89.48%
0003040	Precinct	0	0	N/A
	Vote by Mail	0	0	N/A
	Total	0	0	N/A
0003042	Precinct	1,879	114	6.07%
	Vote by Mail	1,879	1,401	74.56%
	Total	1,879	1,515	80.63%
0003043	Precinct	3,029	132	4.36%
	Vote by Mail	3,029	2,569	84.81%
	Total	3,029	2,701	89.17%
0003045	Precinct	3,911	198	5.06%
	Vote by Mail	3,911	3,169	81.03%
	Total	3,911	3,367	86.09%
0003047	Precinct	1,215	53	4.36%
	Vote by Mail	1,215	1,077	88.64%
	Total	1,215	1,130	93.00%
0003048	Precinct	3,686	201	5.45%
	Vote by Mail	3,686	2,842	77.10%
	Total	3,686	3,043	82.56%
0003051	Precinct	2,555	73	2.86%
	Vote by Mail	2,555	2,218	86.81%
	Total	2,555	2,291	89.67%
0003053	Precinct	3,027	119	3.93%
	Vote by Mail	3,027	2,573	85.00%
	Total	3,027	2,692	88.93%
0003061	Precinct	101	10	9.90%
	Vote by Mail	101	76	75.25%
	Total	101	86	85.15%
0003079	Precinct	668	28	4.19%
	Vote by Mail	668	543	81.29%
	Total	668	571	85.48%
0003080	Precinct	1,072	46	4.29%
	Vote by Mail	1,072	935	87.22%
	Total	1,072	981	91.51%
0003086	Precinct	3,417	141	4.13%
	Vote by Mail	3,417	2,985	87.36%
	Total	3,417	3,126	91.48%
0003087				

Precinct	1,575	117	7.43%
Vote by Mail	1,575	1,113	70.67%
Total	1,575	1,230	78.10%

0003089

Precinct	0	0	N/A
Vote by Mail	0	0	N/A
Total	0	0	N/A

0003095

Precinct	5	0	0.00%
Vote by Mail	5	2	40.00%
Total	5	2	40.00%

0003101

Precinct	171	10	5.85%
Vote by Mail	171	135	78.95%
Total	171	145	84.80%

0003102

Precinct	613	35	5.71%
Vote by Mail	613	496	80.91%
Total	613	531	86.62%

0003103

Precinct	1,401	87	6.21%
Vote by Mail	1,401	1,150	82.08%
Total	1,401	1,237	88.29%

0003116

Precinct	925	40	4.32%
Vote by Mail	925	778	84.11%
Total	925	818	88.43%

0003117

Precinct	1,009	50	4.96%
Vote by Mail	1,009	808	80.08%
Total	1,009	858	85.03%

0003120

Precinct	627	39	6.22%
Vote by Mail	627	487	77.67%
Total	627	526	83.89%

0003122

Precinct	2,549	127	4.98%
Vote by Mail	2,549	2,145	84.15%
Total	2,549	2,272	89.13%

0003156

Precinct	178	10	5.62%
Vote by Mail	178	126	70.79%
Total	178	136	76.40%

0003402

Precinct	3,488	169	4.85%
Vote by Mail	3,488	2,867	82.20%
Total	3,488	3,036	87.04%

0003406

Precinct	3,417	282	8.25%
Vote by Mail	3,417	2,558	74.86%
Total	3,417	2,840	83.11%

0003407	Precinct	3,434	157	4.57%
	Vote by Mail	3,434	2,821	82.15%
	Total	3,434	2,978	86.72%
0003408	Precinct	4,039	242	5.99%
	Vote by Mail	4,039	3,350	82.94%
	Total	4,039	3,592	88.93%
0003409	Precinct	4,109	274	6.67%
	Vote by Mail	4,109	3,278	79.78%
	Total	4,109	3,552	86.44%
0003410	Precinct	4,179	206	4.93%
	Vote by Mail	4,179	3,470	83.03%
	Total	4,179	3,676	87.96%
0003417	Precinct	3,754	172	4.58%
	Vote by Mail	3,754	3,107	82.77%
	Total	3,754	3,279	87.35%
0003427	Precinct	3,240	183	5.65%
	Vote by Mail	3,240	2,649	81.76%
	Total	3,240	2,832	87.41%
0003434	Precinct	2,385	82	3.44%
	Vote by Mail	2,385	2,129	89.27%
	Total	2,385	2,211	92.70%
0003438	Precinct	4,335	177	4.08%
	Vote by Mail	4,335	3,760	86.74%
	Total	4,335	3,937	90.82%
0003445	Precinct	4,000	203	5.08%
	Vote by Mail	4,000	3,328	83.20%
	Total	4,000	3,531	88.28%
0004733	Precinct	51	7	13.73%
	Vote by Mail	51	40	78.43%
	Total	51	47	92.16%
0006678	Precinct	61	1	1.64%
	Vote by Mail	61	54	88.52%
	Total	61	55	90.16%
13th Senatorial District - Total		189,361	166,187	87.76%
15th Senatorial District				
0002720	Precinct	1,633	71	4.35%
	Vote by Mail	1,633	1,430	87.57%

	Total	1,633	1,501	91.92%
0002721				
	Precinct	1,433	55	3.84%
	Vote by Mail	1,433	1,235	86.18%
	Total	1,433	1,290	90.02%
0002723				
	Precinct	3,283	124	3.78%
	Vote by Mail	3,283	2,847	86.72%
	Total	3,283	2,971	90.50%
0002724				
	Precinct	2,596	142	5.47%
	Vote by Mail	2,596	2,188	84.28%
	Total	2,596	2,330	89.75%
0002725				
	Precinct	2,504	126	5.03%
	Vote by Mail	2,504	2,092	83.55%
	Total	2,504	2,218	88.58%
0002726				
	Precinct	1,642	105	6.39%
	Vote by Mail	1,642	1,326	80.76%
	Total	1,642	1,431	87.15%
0002727				
	Precinct	1,809	68	3.76%
	Vote by Mail	1,809	1,599	88.39%
	Total	1,809	1,667	92.15%
0002729				
	Precinct	1,933	57	2.95%
	Vote by Mail	1,933	1,710	88.46%
	Total	1,933	1,767	91.41%
0002734				
	Precinct	2,730	126	4.62%
	Vote by Mail	2,730	2,248	82.34%
	Total	2,730	2,374	86.96%
0002740				
	Precinct	3,015	145	4.81%
	Vote by Mail	3,015	2,514	83.38%
	Total	3,015	2,659	88.19%
0002751				
	Precinct	25	0	0.00%
	Vote by Mail	25	17	68.00%
	Total	25	17	68.00%
0002761				
	Precinct	4	0	0.00%
	Vote by Mail	4	4	100.00%
	Total	4	4	100.00%
0002808				
	Precinct	107	3	2.80%
	Vote by Mail	107	83	77.57%
	Total	107	86	80.37%
0002810				
	Precinct	24	0	0.00%

	Vote by Mail	24	21	87.50%
	Total	24	21	87.50%
0002812				
	Precinct	303	16	5.28%
	Vote by Mail	303	253	83.50%
	Total	303	269	88.78%
0002825				
	Precinct	30	0	0.00%
	Vote by Mail	30	15	50.00%
	Total	30	15	50.00%
0003601				
	Precinct	1,493	38	2.55%
	Vote by Mail	1,493	1,297	86.87%
	Total	1,493	1,335	89.42%
0003602				
	Precinct	2,654	123	4.63%
	Vote by Mail	2,654	2,241	84.44%
	Total	2,654	2,364	89.07%
0003603				
	Precinct	1,443	56	3.88%
	Vote by Mail	1,443	1,229	85.17%
	Total	1,443	1,285	89.05%
0003604				
	Precinct	3,195	131	4.10%
	Vote by Mail	3,195	2,653	83.04%
	Total	3,195	2,784	87.14%
0003605				
	Precinct	3,612	171	4.73%
	Vote by Mail	3,612	2,957	81.87%
	Total	3,612	3,128	86.60%
0003606				
	Precinct	2,846	103	3.62%
	Vote by Mail	2,846	2,453	86.19%
	Total	2,846	2,556	89.81%
0003608				
	Precinct	3,234	135	4.17%
	Vote by Mail	3,234	2,669	82.53%
	Total	3,234	2,804	86.70%
0003609				
	Precinct	4,404	160	3.63%
	Vote by Mail	4,404	3,733	84.76%
	Total	4,404	3,893	88.40%
0003611				
	Precinct	3,101	114	3.68%
	Vote by Mail	3,101	2,638	85.07%
	Total	3,101	2,752	88.75%
0003614				
	Precinct	1,504	83	5.52%
	Vote by Mail	1,504	1,250	83.11%
	Total	1,504	1,333	88.63%
0003624				

Precinct	3,889	152	3.91%
Vote by Mail	3,889	3,261	83.85%
Total	3,889	3,413	87.76%

0003635

Precinct	0	0	N/A
Vote by Mail	0	0	N/A
Total	0	0	N/A

0003652

Precinct	1,476	108	7.32%
Vote by Mail	1,476	1,172	79.40%
Total	1,476	1,280	86.72%

0003655

Precinct	219	15	6.85%
Vote by Mail	219	186	84.93%
Total	219	201	91.78%

0003669

Precinct	3	0	0.00%
Vote by Mail	3	2	66.67%
Total	3	2	66.67%

0003670

Precinct	160	8	5.00%
Vote by Mail	160	118	73.75%
Total	160	126	78.75%

0003777

Precinct	1,745	62	3.55%
Vote by Mail	1,745	1,551	88.88%
Total	1,745	1,613	92.44%

0003779

Precinct	146	3	2.05%
Vote by Mail	146	127	86.99%
Total	146	130	89.04%

0003782

Precinct	421	15	3.56%
Vote by Mail	421	356	84.56%
Total	421	371	88.12%

0003783

Precinct	423	11	2.60%
Vote by Mail	423	371	87.71%
Total	423	382	90.31%

0003801

Precinct	1,711	106	6.20%
Vote by Mail	1,711	1,447	84.57%
Total	1,711	1,553	90.77%

0003802

Precinct	2,793	132	4.73%
Vote by Mail	2,793	2,294	82.13%
Total	2,793	2,426	86.86%

0003803

Precinct	2,482	112	4.51%
Vote by Mail	2,482	2,024	81.55%
Total	2,482	2,136	86.06%

0003804	Precinct	1,112	81	7.28%
	Vote by Mail	1,112	919	82.64%
	Total	1,112	1,000	89.93%
0003810	Precinct	2,257	185	8.20%
	Vote by Mail	2,257	1,697	75.19%
	Total	2,257	1,882	83.39%
0003811	Precinct	2,865	163	5.69%
	Vote by Mail	2,865	2,361	82.41%
	Total	2,865	2,524	88.10%
0003814	Precinct	2,713	179	6.60%
	Vote by Mail	2,713	2,179	80.32%
	Total	2,713	2,358	86.91%
0003820	Precinct	2,323	134	5.77%
	Vote by Mail	2,323	1,899	81.75%
	Total	2,323	2,033	87.52%
0003821	Precinct	1,089	61	5.60%
	Vote by Mail	1,089	831	76.31%
	Total	1,089	892	81.91%
0003825	Precinct	1,427	103	7.22%
	Vote by Mail	1,427	1,163	81.50%
	Total	1,427	1,266	88.72%
0003828	Precinct	1,215	59	4.86%
	Vote by Mail	1,215	1,041	85.68%
	Total	1,215	1,100	90.53%
0003835	Precinct	1,393	52	3.73%
	Vote by Mail	1,393	1,220	87.58%
	Total	1,393	1,272	91.31%
0003840	Precinct	2,253	152	6.75%
	Vote by Mail	2,253	1,845	81.89%
	Total	2,253	1,997	88.64%
0003846	Precinct	117	3	2.56%
	Vote by Mail	117	99	84.62%
	Total	117	102	87.18%
0003861	Precinct	82	3	3.66%
	Vote by Mail	82	63	76.83%
	Total	82	66	80.49%
0004665	Precinct	38	1	2.63%
	Vote by Mail	38	30	78.95%

	Total	38	31	81.58%
0004666				
	Precinct	7	0	0.00%
	Vote by Mail	7	7	100.00%
	Total	7	7	100.00%
0004671				
	Precinct	1,844	94	5.10%
	Vote by Mail	1,844	1,568	85.03%
	Total	1,844	1,662	90.13%
0004672				
	Precinct	1,031	43	4.17%
	Vote by Mail	1,031	879	85.26%
	Total	1,031	922	89.43%
0004674				
	Precinct	1,594	88	5.52%
	Vote by Mail	1,594	1,362	85.45%
	Total	1,594	1,450	90.97%
0004675				
	Precinct	3,153	214	6.79%
	Vote by Mail	3,153	2,638	83.67%
	Total	3,153	2,852	90.45%
0004685				
	Precinct	1,707	62	3.63%
	Vote by Mail	1,707	1,456	85.30%
	Total	1,707	1,518	88.93%
0004687				
	Precinct	1,777	69	3.88%
	Vote by Mail	1,777	1,555	87.51%
	Total	1,777	1,624	91.39%
0004688				
	Precinct	3,379	136	4.02%
	Vote by Mail	3,379	2,889	85.50%
	Total	3,379	3,025	89.52%
0004691				
	Precinct	2,285	109	4.77%
	Vote by Mail	2,285	1,904	83.33%
	Total	2,285	2,013	88.10%
0004696				
	Precinct	1,356	42	3.10%
	Vote by Mail	1,356	1,166	85.99%
	Total	1,356	1,208	89.09%
0004698				
	Precinct	1,201	49	4.08%
	Vote by Mail	1,201	1,026	85.43%
	Total	1,201	1,075	89.51%
0004699				
	Precinct	1,732	63	3.64%
	Vote by Mail	1,732	1,496	86.37%
	Total	1,732	1,559	90.01%
0004702				
	Precinct	1,089	51	4.68%

	Vote by Mail	1,089	911	83.65%
	Total	1,089	962	88.34%
0004715	Precinct	641	23	3.59%
	Vote by Mail	641	488	76.13%
	Total	641	511	79.72%
0005449	Precinct	148	7	4.73%
	Vote by Mail	148	134	90.54%
	Total	148	141	95.27%
0005451	Precinct	17	0	0.00%
	Vote by Mail	17	15	88.24%
	Total	17	15	88.24%
0005454	Precinct	9	1	11.11%
	Vote by Mail	9	7	77.78%
	Total	9	8	88.89%
0005455	Precinct	0	0	N/A
	Vote by Mail	0	0	N/A
	Total	0	0	N/A
0005456	Precinct	4	0	0.00%
	Vote by Mail	4	3	75.00%
	Total	4	3	75.00%
0005502	Precinct	464	27	5.82%
	Vote by Mail	464	382	82.33%
	Total	464	409	88.15%
0005503	Precinct	400	29	7.25%
	Vote by Mail	400	273	68.25%
	Total	400	302	75.50%
0005505	Precinct	374	16	4.28%
	Vote by Mail	374	302	80.75%
	Total	374	318	85.03%
0005507	Precinct	1	0	0.00%
	Vote by Mail	1	0	0.00%
	Total	1	0	0.00%
0005556	Precinct	1,648	136	8.25%
	Vote by Mail	1,648	1,183	71.78%
	Total	1,648	1,319	80.04%
0005557	Precinct	1,052	51	4.85%
	Vote by Mail	1,052	870	82.70%
	Total	1,052	921	87.55%
0005567				

Precinct	616	44	7.14%
Vote by Mail	616	468	75.97%
Total	616	512	83.12%

0005742

Precinct	18	0	0.00%
Vote by Mail	18	17	94.44%
Total	18	17	94.44%

0005743

Precinct	587	41	6.98%
Vote by Mail	587	486	82.79%
Total	587	527	89.78%

0005745

Precinct	493	28	5.68%
Vote by Mail	493	423	85.80%
Total	493	451	91.48%

0005747

Precinct	988	33	3.34%
Vote by Mail	988	879	88.97%
Total	988	912	92.31%

0005748

Precinct	1,927	173	8.98%
Vote by Mail	1,927	1,569	81.42%
Total	1,927	1,742	90.40%

0005756

Precinct	103	3	2.91%
Vote by Mail	103	85	82.52%
Total	103	88	85.44%

0005758

Precinct	187	3	1.60%
Vote by Mail	187	168	89.84%
Total	187	171	91.44%

0005759

Precinct	477	25	5.24%
Vote by Mail	477	410	85.95%
Total	477	435	91.19%

0005762

Precinct	298	8	2.68%
Vote by Mail	298	258	86.58%
Total	298	266	89.26%

0005763

Precinct	82	8	9.76%
Vote by Mail	82	71	86.59%
Total	82	79	96.34%

0005770

Precinct	181	3	1.66%
Vote by Mail	181	162	89.50%
Total	181	165	91.16%

0005775

Precinct	373	9	2.41%
Vote by Mail	373	314	84.18%
Total	373	323	86.60%

0005785	Precinct	0	0	N/A
	Vote by Mail	0	0	N/A
	Total	0	0	N/A
0005793	Precinct	0	0	N/A
	Vote by Mail	0	0	N/A
	Total	0	0	N/A
0005795	Precinct	3	0	0.00%
	Vote by Mail	3	2	66.67%
	Total	3	2	66.67%
0005804	Precinct	1,276	64	5.02%
	Vote by Mail	1,276	1,070	83.86%
	Total	1,276	1,134	88.87%
0005810	Precinct	415	27	6.51%
	Vote by Mail	415	354	85.30%
	Total	415	381	91.81%
0005811	Precinct	327	16	4.89%
	Vote by Mail	327	274	83.79%
	Total	327	290	88.69%
0005813	Precinct	60	4	6.67%
	Vote by Mail	60	50	83.33%
	Total	60	54	90.00%
0005814	Precinct	263	18	6.84%
	Vote by Mail	263	213	80.99%
	Total	263	231	87.83%
0005854	Precinct	2	0	0.00%
	Vote by Mail	2	2	100.00%
	Total	2	2	100.00%
0005879	Precinct	25	3	12.00%
	Vote by Mail	25	20	80.00%
	Total	25	23	92.00%
0005888	Precinct	0	0	N/A
	Vote by Mail	0	0	N/A
	Total	0	0	N/A
0005894	Precinct	258	7	2.71%
	Vote by Mail	258	220	85.27%
	Total	258	227	87.98%
0005896	Precinct	4	0	0.00%
	Vote by Mail	4	3	75.00%

	Total	4	3	75.00%
0005901				
	Precinct	1	0	0.00%
	Vote by Mail	1	0	0.00%
	Total	1	0	0.00%
0005902				
	Precinct	496	24	4.84%
	Vote by Mail	496	433	87.30%
	Total	496	457	92.14%
0005903				
	Precinct	679	52	7.66%
	Vote by Mail	679	537	79.09%
	Total	679	589	86.75%
0005907				
	Precinct	9	0	0.00%
	Vote by Mail	9	8	88.89%
	Total	9	8	88.89%
0005927				
	Precinct	1	0	0.00%
	Vote by Mail	1	1	100.00%
	Total	1	1	100.00%
0006028				
	Precinct	73	1	1.37%
	Vote by Mail	73	59	80.82%
	Total	73	60	82.19%
0006036				
	Precinct	0	0	N/A
	Vote by Mail	0	0	N/A
	Total	0	0	N/A
0006404				
	Precinct	2,921	147	5.03%
	Vote by Mail	2,921	2,383	81.58%
	Total	2,921	2,530	86.61%
0006405				
	Precinct	11	0	0.00%
	Vote by Mail	11	10	90.91%
	Total	11	10	90.91%
0006410				
	Precinct	110	6	5.45%
	Vote by Mail	110	89	80.91%
	Total	110	95	86.36%
0006413				
	Precinct	10	0	0.00%
	Vote by Mail	10	9	90.00%
	Total	10	9	90.00%
0006418				
	Precinct	868	56	6.45%
	Vote by Mail	868	709	81.68%
	Total	868	765	88.13%
0006423				
	Precinct	59	4	6.78%

	Vote by Mail	59	49	83.05%
	Total	59	53	89.83%
0006452				
	Precinct	1,297	106	8.17%
	Vote by Mail	1,297	839	64.69%
	Total	1,297	945	72.86%
0006454				
	Precinct	301	15	4.98%
	Vote by Mail	301	232	77.08%
	Total	301	247	82.06%
0006455				
	Precinct	3,400	207	6.09%
	Vote by Mail	3,400	2,451	72.09%
	Total	3,400	2,658	78.18%
0006491				
	Precinct	28	0	0.00%
	Vote by Mail	28	24	85.71%
	Total	28	24	85.71%
0006502				
	Precinct	376	24	6.38%
	Vote by Mail	376	264	70.21%
	Total	376	288	76.60%
0006509				
	Precinct	23	3	13.04%
	Vote by Mail	23	12	52.17%
	Total	23	15	65.22%
0006510				
	Precinct	38	3	7.89%
	Vote by Mail	38	32	84.21%
	Total	38	35	92.11%
0006624				
	Precinct	7	0	0.00%
	Vote by Mail	7	7	100.00%
	Total	7	7	100.00%
0006625				
	Precinct	5	0	0.00%
	Vote by Mail	5	5	100.00%
	Total	5	5	100.00%
0006669				
	Precinct	85	1	1.18%
	Vote by Mail	85	76	89.41%
	Total	85	77	90.59%
0007001				
	Precinct	2,136	158	7.40%
	Vote by Mail	2,136	1,599	74.86%
	Total	2,136	1,757	82.26%
0007005				
	Precinct	2,719	173	6.36%
	Vote by Mail	2,719	2,056	75.62%
	Total	2,719	2,229	81.98%
0007011				

Precinct	378	29	7.67%
Vote by Mail	378	292	77.25%
Total	378	321	84.92%

0007012

Precinct	2,078	106	5.10%
Vote by Mail	2,078	1,711	82.34%
Total	2,078	1,817	87.44%

0007014

Precinct	2,416	103	4.26%
Vote by Mail	2,416	2,013	83.32%
Total	2,416	2,116	87.58%

0007019

Precinct	3,976	262	6.59%
Vote by Mail	3,976	3,056	76.86%
Total	3,976	3,318	83.45%

0007025

Precinct	3,425	203	5.93%
Vote by Mail	3,425	2,587	75.53%
Total	3,425	2,790	81.46%

0007028

Precinct	3,142	175	5.57%
Vote by Mail	3,142	2,522	80.27%
Total	3,142	2,697	85.84%

0007032

Precinct	4,060	189	4.66%
Vote by Mail	4,060	3,391	83.52%
Total	4,060	3,580	88.18%

0007036

Precinct	3,701	132	3.57%
Vote by Mail	3,701	3,161	85.41%
Total	3,701	3,293	88.98%

0007038

Precinct	321	17	5.30%
Vote by Mail	321	279	86.92%
Total	321	296	92.21%

0007041

Precinct	3,457	280	8.10%
Vote by Mail	3,457	2,582	74.69%
Total	3,457	2,862	82.79%

0007044

Precinct	2,098	141	6.72%
Vote by Mail	2,098	1,608	76.64%
Total	2,098	1,749	83.37%

0007046

Precinct	3,396	213	6.27%
Vote by Mail	3,396	2,567	75.59%
Total	3,396	2,780	81.86%

0007051

Precinct	0	0	N/A
Vote by Mail	0	0	N/A
Total	0	0	N/A

0007059	Precinct	549	48	8.74%
	Vote by Mail	549	407	74.13%
	Total	549	455	82.88%
0007061	Precinct	2,225	103	4.63%
	Vote by Mail	2,225	1,882	84.58%
	Total	2,225	1,985	89.21%
0007062	Precinct	2,982	183	6.14%
	Vote by Mail	2,982	2,366	79.34%
	Total	2,982	2,549	85.48%
0007079	Precinct	2,131	121	5.68%
	Vote by Mail	2,131	1,791	84.05%
	Total	2,131	1,912	89.72%
0007081	Precinct	1,922	100	5.20%
	Vote by Mail	1,922	1,634	85.02%
	Total	1,922	1,734	90.22%
0007089	Precinct	1,362	53	3.89%
	Vote by Mail	1,362	1,161	85.24%
	Total	1,362	1,214	89.13%
0007201	Precinct	489	22	4.50%
	Vote by Mail	489	398	81.39%
	Total	489	420	85.89%
0007202	Precinct	1,040	76	7.31%
	Vote by Mail	1,040	743	71.44%
	Total	1,040	819	78.75%
0007221	Precinct	1,804	91	5.04%
	Vote by Mail	1,804	1,469	81.43%
	Total	1,804	1,560	86.47%
0007224	Precinct	1,022	77	7.53%
	Vote by Mail	1,022	754	73.78%
	Total	1,022	831	81.31%
0007416	Precinct	250	16	6.40%
	Vote by Mail	250	154	61.60%
	Total	250	170	68.00%
0007417	Precinct	3,477	208	5.98%
	Vote by Mail	3,477	2,740	78.80%
	Total	3,477	2,948	84.79%
0007430	Precinct	3,307	242	7.32%
	Vote by Mail	3,307	2,337	70.67%

	Total	3,307	2,579	77.99%
0007435				
	Precinct	3,152	210	6.66%
	Vote by Mail	3,152	2,184	69.29%
	Total	3,152	2,394	75.95%
0007436				
	Precinct	4,845	293	6.05%
	Vote by Mail	4,845	3,431	70.82%
	Total	4,845	3,724	76.86%
0007438				
	Precinct	419	48	11.46%
	Vote by Mail	419	291	69.45%
	Total	419	339	80.91%
0007440				
	Precinct	72	7	9.72%
	Vote by Mail	72	41	56.94%
	Total	72	48	66.67%
0007441				
	Precinct	2,350	130	5.53%
	Vote by Mail	2,350	1,728	73.53%
	Total	2,350	1,858	79.06%
0007442				
	Precinct	356	37	10.39%
	Vote by Mail	356	223	62.64%
	Total	356	260	73.03%
0007447				
	Precinct	3,253	245	7.53%
	Vote by Mail	3,253	1,777	54.63%
	Total	3,253	2,022	62.16%
0007458				
	Precinct	2,928	299	10.21%
	Vote by Mail	2,928	1,566	53.48%
	Total	2,928	1,865	63.70%
0007459				
	Precinct	3,365	295	8.77%
	Vote by Mail	3,365	2,379	70.70%
	Total	3,365	2,674	79.47%
0007470				
	Precinct	2,646	183	6.92%
	Vote by Mail	2,646	1,980	74.83%
	Total	2,646	2,163	81.75%
0007471				
	Precinct	4,273	304	7.11%
	Vote by Mail	4,273	2,774	64.92%
	Total	4,273	3,078	72.03%
0007479				
	Precinct	1,875	139	7.41%
	Vote by Mail	1,875	1,204	64.21%
	Total	1,875	1,343	71.63%
0007483				
	Precinct	3,183	273	8.58%

	Vote by Mail	3,183	2,096	65.85%
	Total	3,183	2,369	74.43%
0007689				
	Precinct	16	0	0.00%
	Vote by Mail	16	13	81.25%
	Total	16	13	81.25%
0007690				
	Precinct	1,264	56	4.43%
	Vote by Mail	1,264	963	76.19%
	Total	1,264	1,019	80.62%
0007802				
	Precinct	458	25	5.46%
	Vote by Mail	458	350	76.42%
	Total	458	375	81.88%
0007803				
	Precinct	1,204	63	5.23%
	Vote by Mail	1,204	925	76.83%
	Total	1,204	988	82.06%
0007805				
	Precinct	2,246	124	5.52%
	Vote by Mail	2,246	1,695	75.47%
	Total	2,246	1,819	80.99%
0007810				
	Precinct	309	17	5.50%
	Vote by Mail	309	228	73.79%
	Total	309	245	79.29%
0007811				
	Precinct	230	17	7.39%
	Vote by Mail	230	166	72.17%
	Total	230	183	79.57%
0007812				
	Precinct	1,728	96	5.56%
	Vote by Mail	1,728	1,324	76.62%
	Total	1,728	1,420	82.18%
0007816				
	Precinct	288	28	9.72%
	Vote by Mail	288	216	75.00%
	Total	288	244	84.72%
0007817				
	Precinct	12	0	0.00%
	Vote by Mail	12	9	75.00%
	Total	12	9	75.00%
0007818				
	Precinct	257	8	3.11%
	Vote by Mail	257	217	84.44%
	Total	257	225	87.55%
0007821				
	Precinct	4,767	296	6.21%
	Vote by Mail	4,767	3,254	68.26%
	Total	4,767	3,550	74.47%
0007826				

Precinct	4,223	274	6.49%
Vote by Mail	4,223	2,817	66.71%
Total	4,223	3,091	73.19%

0007827

Precinct	1,536	119	7.75%
Vote by Mail	1,536	1,007	65.56%
Total	1,536	1,126	73.31%

0007832

Precinct	2,704	217	8.03%
Vote by Mail	2,704	1,794	66.35%
Total	2,704	2,011	74.37%

0007833

Precinct	3,385	254	7.50%
Vote by Mail	3,385	2,279	67.33%
Total	3,385	2,533	74.83%

0007843

Precinct	5,001	376	7.52%
Vote by Mail	5,001	3,331	66.61%
Total	5,001	3,707	74.13%

0007849

Precinct	3,380	232	6.86%
Vote by Mail	3,380	2,271	67.19%
Total	3,380	2,503	74.05%

0007850

Precinct	2,424	205	8.46%
Vote by Mail	2,424	1,625	67.04%
Total	2,424	1,830	75.50%

0007851

Precinct	1,426	71	4.98%
Vote by Mail	1,426	1,127	79.03%
Total	1,426	1,198	84.01%

0007861

Precinct	2,087	153	7.33%
Vote by Mail	2,087	1,425	68.28%
Total	2,087	1,578	75.61%

0007867

Precinct	3,759	228	6.07%
Vote by Mail	3,759	2,634	70.07%
Total	3,759	2,862	76.14%

0007874

Precinct	507	20	3.94%
Vote by Mail	507	357	70.41%
Total	507	377	74.36%

0008016

Precinct	4,535	311	6.86%
Vote by Mail	4,535	3,526	77.75%
Total	4,535	3,837	84.61%

0008017

Precinct	1,925	136	7.06%
Vote by Mail	1,925	1,462	75.95%
Total	1,925	1,598	83.01%

0008022	Precinct	969	60	6.19%
	Vote by Mail	969	762	78.64%
	Total	969	822	84.83%
0008023	Precinct	970	62	6.39%
	Vote by Mail	970	765	78.87%
	Total	970	827	85.26%
0008026	Precinct	1,174	105	8.94%
	Vote by Mail	1,174	759	64.65%
	Total	1,174	864	73.59%
0008028	Precinct	382	26	6.81%
	Vote by Mail	382	270	70.68%
	Total	382	296	77.49%
0008029	Precinct	170	9	5.29%
	Vote by Mail	170	125	73.53%
	Total	170	134	78.82%
0008030	Precinct	1,148	85	7.40%
	Vote by Mail	1,148	860	74.91%
	Total	1,148	945	82.32%
0008033	Precinct	282	14	4.96%
	Vote by Mail	282	222	78.72%
	Total	282	236	83.69%
0008034	Precinct	290	21	7.24%
	Vote by Mail	290	184	63.45%
	Total	290	205	70.69%
0008038	Precinct	4	0	0.00%
	Vote by Mail	4	4	100.00%
	Total	4	4	100.00%
0008040	Precinct	630	50	7.94%
	Vote by Mail	630	465	73.81%
	Total	630	515	81.75%
0008047	Precinct	2,162	129	5.97%
	Vote by Mail	2,162	1,753	81.08%
	Total	2,162	1,882	87.05%
0008049	Precinct	59	2	3.39%
	Vote by Mail	59	42	71.19%
	Total	59	44	74.58%
0008050	Precinct	1,860	99	5.32%
	Vote by Mail	1,860	1,354	72.80%

	Total	1,860	1,453	78.12%
0008053				
	Precinct	2,999	172	5.74%
	Vote by Mail	2,999	2,368	78.96%
	Total	2,999	2,540	84.69%
0008054				
	Precinct	2,428	113	4.65%
	Vote by Mail	2,428	2,001	82.41%
	Total	2,428	2,114	87.07%
0008055				
	Precinct	339	16	4.72%
	Vote by Mail	339	262	77.29%
	Total	339	278	82.01%
0008062				
	Precinct	3,284	205	6.24%
	Vote by Mail	3,284	2,422	73.75%
	Total	3,284	2,627	79.99%
0008066				
	Precinct	1,063	77	7.24%
	Vote by Mail	1,063	855	80.43%
	Total	1,063	932	87.68%
0008067				
	Precinct	3,081	170	5.52%
	Vote by Mail	3,081	2,599	84.36%
	Total	3,081	2,769	89.87%
0008068				
	Precinct	49	5	10.20%
	Vote by Mail	49	36	73.47%
	Total	49	41	83.67%
0008072				
	Precinct	606	32	5.28%
	Vote by Mail	606	521	85.97%
	Total	606	553	91.25%
0008073				
	Precinct	563	36	6.39%
	Vote by Mail	563	426	75.67%
	Total	563	462	82.06%
0008079				
	Precinct	2,822	118	4.18%
	Vote by Mail	2,822	2,442	86.53%
	Total	2,822	2,560	90.72%
0008082				
	Precinct	2,118	90	4.25%
	Vote by Mail	2,118	1,802	85.08%
	Total	2,118	1,892	89.33%
0008085				
	Precinct	1,419	55	3.88%
	Vote by Mail	1,419	1,216	85.69%
	Total	1,419	1,271	89.57%
0008089				
	Precinct	2,970	126	4.24%

	Vote by Mail	2,970	2,555	86.03%
	Total	2,970	2,681	90.27%
0008092				
	Precinct	91	5	5.49%
	Vote by Mail	91	71	78.02%
	Total	91	76	83.52%
0008093				
	Precinct	55	1	1.82%
	Vote by Mail	55	49	89.09%
	Total	55	50	90.91%
0008096				
	Precinct	2,762	140	5.07%
	Vote by Mail	2,762	2,376	86.02%
	Total	2,762	2,516	91.09%
0008101				
	Precinct	1,515	107	7.06%
	Vote by Mail	1,515	1,088	71.82%
	Total	1,515	1,195	78.88%
0008104				
	Precinct	164	4	2.44%
	Vote by Mail	164	144	87.80%
	Total	164	148	90.24%
0008105				
	Precinct	423	9	2.13%
	Vote by Mail	423	390	92.20%
	Total	423	399	94.33%
0008117				
	Precinct	1,915	101	5.27%
	Vote by Mail	1,915	1,654	86.37%
	Total	1,915	1,755	91.64%
0008122				
	Precinct	2,730	162	5.93%
	Vote by Mail	2,730	2,095	76.74%
	Total	2,730	2,257	82.67%
0008128				
	Precinct	10	0	0.00%
	Vote by Mail	10	0	0.00%
	Total	10	0	0.00%
0008133				
	Precinct	20	0	0.00%
	Vote by Mail	20	15	75.00%
	Total	20	15	75.00%
0008201				
	Precinct	2,933	266	9.07%
	Vote by Mail	2,933	2,013	68.63%
	Total	2,933	2,279	77.70%
0008203				
	Precinct	3,023	261	8.63%
	Vote by Mail	3,023	1,945	64.34%
	Total	3,023	2,206	72.97%
0008205				

Precinct	3,725	354	9.50%
Vote by Mail	3,725	2,474	66.42%
Total	3,725	2,828	75.92%

0008208

Precinct	3,106	188	6.05%
Vote by Mail	3,106	2,036	65.55%
Total	3,106	2,224	71.60%

0008212

Precinct	1,552	154	9.92%
Vote by Mail	1,552	987	63.60%
Total	1,552	1,141	73.52%

0008214

Precinct	602	43	7.14%
Vote by Mail	602	287	47.67%
Total	602	330	54.82%

0008227

Precinct	4,001	285	7.12%
Vote by Mail	4,001	2,703	67.56%
Total	4,001	2,988	74.68%

0008228

Precinct	2,382	115	4.83%
Vote by Mail	2,382	1,892	79.43%
Total	2,382	2,007	84.26%

0008230

Precinct	3,764	266	7.07%
Vote by Mail	3,764	2,805	74.52%
Total	3,764	3,071	81.59%

0008231

Precinct	2,526	193	7.64%
Vote by Mail	2,526	1,736	68.73%
Total	2,526	1,929	76.37%

0008232

Precinct	4,524	372	8.22%
Vote by Mail	4,524	3,184	70.38%
Total	4,524	3,556	78.60%

0008236

Precinct	4,911	344	7.00%
Vote by Mail	4,911	3,450	70.25%
Total	4,911	3,794	77.26%

0008262

Precinct	2,099	131	6.24%
Vote by Mail	2,099	1,588	75.66%
Total	2,099	1,719	81.90%

0008264

Precinct	2,143	147	6.86%
Vote by Mail	2,143	1,542	71.96%
Total	2,143	1,689	78.81%

0008401

Precinct	2,543	148	5.82%
Vote by Mail	2,543	1,801	70.82%
Total	2,543	1,949	76.64%

0008404				
	Precinct	5,049	357	7.07%
	Vote by Mail	5,049	3,566	70.63%
	Total	5,049	3,923	77.70%
0008408				
	Precinct	1,578	117	7.41%
	Vote by Mail	1,578	1,189	75.35%
	Total	1,578	1,306	82.76%
0008409				
	Precinct	1,567	90	5.74%
	Vote by Mail	1,567	1,196	76.32%
	Total	1,567	1,286	82.07%
0008414				
	Precinct	469	30	6.40%
	Vote by Mail	469	374	79.74%
	Total	469	404	86.14%
0008418				
	Precinct	538	20	3.72%
	Vote by Mail	538	443	82.34%
	Total	538	463	86.06%
0008421				
	Precinct	49	1	2.04%
	Vote by Mail	49	43	87.76%
	Total	49	44	89.80%
0008423				
	Precinct	2	1	50.00%
	Vote by Mail	2	1	50.00%
	Total	2	2	100.00%
0008430				
	Precinct	3,972	272	6.85%
	Vote by Mail	3,972	2,961	74.55%
	Total	3,972	3,233	81.39%
0008435				
	Precinct	4,237	212	5.00%
	Vote by Mail	4,237	3,448	81.38%
	Total	4,237	3,660	86.38%
0008438				
	Precinct	4,863	354	7.28%
	Vote by Mail	4,863	3,591	73.84%
	Total	4,863	3,945	81.12%
0008439				
	Precinct	3,957	231	5.84%
	Vote by Mail	3,957	2,959	74.78%
	Total	3,957	3,190	80.62%
0008445				
	Precinct	2,413	109	4.52%
	Vote by Mail	2,413	2,029	84.09%
	Total	2,413	2,138	88.60%
0008447				
	Precinct	10	0	0.00%
	Vote by Mail	10	9	90.00%

	Total	10	9	90.00%
0008456				
	Precinct	4,489	253	5.64%
	Vote by Mail	4,489	3,642	81.13%
	Total	4,489	3,895	86.77%
0008457				
	Precinct	4,349	288	6.62%
	Vote by Mail	4,349	3,518	80.89%
	Total	4,349	3,806	87.51%
0008464				
	Precinct	4,207	290	6.89%
	Vote by Mail	4,207	3,201	76.09%
	Total	4,207	3,491	82.98%
0008470				
	Precinct	4,024	212	5.27%
	Vote by Mail	4,024	3,388	84.19%
	Total	4,024	3,600	89.46%
0008472				
	Precinct	3,480	195	5.60%
	Vote by Mail	3,480	2,795	80.32%
	Total	3,480	2,990	85.92%
0008486				
	Precinct	4,200	220	5.24%
	Vote by Mail	4,200	3,523	83.88%
	Total	4,200	3,743	89.12%
0008492				
	Precinct	4,467	134	3.00%
	Vote by Mail	4,467	3,935	88.09%
	Total	4,467	4,069	91.09%
0008502				
	Precinct	258	8	3.10%
	Vote by Mail	258	221	85.66%
	Total	258	229	88.76%
0008601				
	Precinct	586	45	7.68%
	Vote by Mail	586	457	77.99%
	Total	586	502	85.67%
0008603				
	Precinct	2,632	151	5.74%
	Vote by Mail	2,632	2,196	83.43%
	Total	2,632	2,347	89.17%
0008605				
	Precinct	3,541	234	6.61%
	Vote by Mail	3,541	2,842	80.26%
	Total	3,541	3,076	86.87%
0008609				
	Precinct	0	2	N/A
	Vote by Mail	0	0	N/A
	Total	0	2	N/A
0008610				
	Precinct	1,728	109	6.31%

	Vote by Mail	1,728	1,452	84.03%
	Total	1,728	1,561	90.34%
0008612				
	Precinct	2,526	126	4.99%
	Vote by Mail	2,526	2,170	85.91%
	Total	2,526	2,296	90.89%
0008615				
	Precinct	2,336	107	4.58%
	Vote by Mail	2,336	2,006	85.87%
	Total	2,336	2,113	90.45%
0008619				
	Precinct	815	31	3.80%
	Vote by Mail	815	689	84.54%
	Total	815	720	88.34%
0008625				
	Precinct	132	7	5.30%
	Vote by Mail	132	89	67.42%
	Total	132	96	72.73%
0008627				
	Precinct	1,434	88	6.14%
	Vote by Mail	1,434	1,178	82.15%
	Total	1,434	1,266	88.28%
0008629				
	Precinct	2,148	128	5.96%
	Vote by Mail	2,148	1,722	80.17%
	Total	2,148	1,850	86.13%
0008630				
	Precinct	2,906	173	5.95%
	Vote by Mail	2,906	2,355	81.04%
	Total	2,906	2,528	86.99%
0008631				
	Precinct	1,689	93	5.51%
	Vote by Mail	1,689	1,405	83.19%
	Total	1,689	1,498	88.69%
0008634				
	Precinct	508	38	7.48%
	Vote by Mail	508	364	71.65%
	Total	508	402	79.13%
0008636				
	Precinct	456	30	6.58%
	Vote by Mail	456	374	82.02%
	Total	456	404	88.60%
0008645				
	Precinct	3,394	182	5.36%
	Vote by Mail	3,394	2,864	84.38%
	Total	3,394	3,046	89.75%
0008648				
	Precinct	3,033	141	4.65%
	Vote by Mail	3,033	2,513	82.86%
	Total	3,033	2,654	87.50%
0008650				

Precinct	421	33	7.84%
Vote by Mail	421	341	81.00%
Total	421	374	88.84%

0008653

Precinct	260	11	4.23%
Vote by Mail	260	228	87.69%
Total	260	239	91.92%

0008654

Precinct	311	20	6.43%
Vote by Mail	311	251	80.71%
Total	311	271	87.14%

0008655

Precinct	0	0	N/A
Vote by Mail	0	0	N/A
Total	0	0	N/A

0008657

Precinct	766	45	5.87%
Vote by Mail	766	610	79.63%
Total	766	655	85.51%

0008658

Precinct	3,874	218	5.63%
Vote by Mail	3,874	3,156	81.47%
Total	3,874	3,374	87.09%

0008670

Precinct	2,848	196	6.88%
Vote by Mail	2,848	2,007	70.47%
Total	2,848	2,203	77.35%

0008675

Precinct	1,559	124	7.95%
Vote by Mail	1,559	1,204	77.23%
Total	1,559	1,328	85.18%

0008676

Precinct	3,196	172	5.38%
Vote by Mail	3,196	2,468	77.22%
Total	3,196	2,640	82.60%

0008680

Precinct	2,189	93	4.25%
Vote by Mail	2,189	1,888	86.25%
Total	2,189	1,981	90.50%

0008683

Precinct	3,591	198	5.51%
Vote by Mail	3,591	3,028	84.32%
Total	3,591	3,226	89.84%

0008687

Precinct	3,452	204	5.91%
Vote by Mail	3,452	2,785	80.68%
Total	3,452	2,989	86.59%

0008697

Precinct	3,637	205	5.64%
Vote by Mail	3,637	2,928	80.51%
Total	3,637	3,133	86.14%

0008801	Precinct	2,428	189	7.78%
	Vote by Mail	2,428	1,819	74.92%
	Total	2,428	2,008	82.70%
0008805	Precinct	1,963	106	5.40%
	Vote by Mail	1,963	1,582	80.59%
	Total	1,963	1,688	85.99%
0008809	Precinct	3,399	183	5.38%
	Vote by Mail	3,399	2,563	75.40%
	Total	3,399	2,746	80.79%
0008812	Precinct	2,026	165	8.14%
	Vote by Mail	2,026	1,390	68.61%
	Total	2,026	1,555	76.75%
0008817	Precinct	1,041	56	5.38%
	Vote by Mail	1,041	863	82.90%
	Total	1,041	919	88.28%
0008820	Precinct	2,110	124	5.88%
	Vote by Mail	2,110	1,758	83.32%
	Total	2,110	1,882	89.19%
0008822	Precinct	2,375	142	5.98%
	Vote by Mail	2,375	1,820	76.63%
	Total	2,375	1,962	82.61%
0008828	Precinct	803	49	6.10%
	Vote by Mail	803	640	79.70%
	Total	803	689	85.80%
0008829	Precinct	721	41	5.69%
	Vote by Mail	721	574	79.61%
	Total	721	615	85.30%
0008832	Precinct	2,104	104	4.94%
	Vote by Mail	2,104	1,793	85.22%
	Total	2,104	1,897	90.16%
0008834	Precinct	1,266	98	7.74%
	Vote by Mail	1,266	914	72.20%
	Total	1,266	1,012	79.94%
0008838	Precinct	300	23	7.67%
	Vote by Mail	300	235	78.33%
	Total	300	258	86.00%
0008839	Precinct	3,405	222	6.52%
	Vote by Mail	3,405	2,549	74.86%

	Total	3,405	2,771	81.38%
0008844				
	Precinct	3,471	216	6.22%
	Vote by Mail	3,471	2,790	80.38%
	Total	3,471	3,006	86.60%
0008848				
	Precinct	1,841	125	6.79%
	Vote by Mail	1,841	1,448	78.65%
	Total	1,841	1,573	85.44%
0008853				
	Precinct	2,363	137	5.80%
	Vote by Mail	2,363	1,903	80.53%
	Total	2,363	2,040	86.33%
0008857				
	Precinct	1,646	74	4.50%
	Vote by Mail	1,646	1,443	87.67%
	Total	1,646	1,517	92.16%
0008858				
	Precinct	2,376	116	4.88%
	Vote by Mail	2,376	2,051	86.32%
	Total	2,376	2,167	91.20%
0008862				
	Precinct	2,560	148	5.78%
	Vote by Mail	2,560	2,114	82.58%
	Total	2,560	2,262	88.36%
0008868				
	Precinct	131	8	6.11%
	Vote by Mail	131	115	87.79%
	Total	131	123	93.89%
0008873				
	Precinct	1,045	56	5.36%
	Vote by Mail	1,045	880	84.21%
	Total	1,045	936	89.57%
0008874				
	Precinct	21	0	0.00%
	Vote by Mail	21	19	90.48%
	Total	21	19	90.48%
0008879				
	Precinct	3,228	162	5.02%
	Vote by Mail	3,228	2,759	85.47%
	Total	3,228	2,921	90.49%
0008883				
	Precinct	3,404	215	6.32%
	Vote by Mail	3,404	2,889	84.87%
	Total	3,404	3,104	91.19%
0008885				
	Precinct	3,137	160	5.10%
	Vote by Mail	3,137	2,698	86.01%
	Total	3,137	2,858	91.11%
0008886				
	Precinct	357	4	1.12%

	Vote by Mail	357	326	91.32%
	Total	357	330	92.44%
0008889	Precinct	2,680	130	4.85%
	Vote by Mail	2,680	2,328	86.87%
	Total	2,680	2,458	91.72%
0008898	Precinct	2,737	107	3.91%
	Vote by Mail	2,737	2,390	87.32%
	Total	2,737	2,497	91.23%
0008903	Precinct	3,460	133	3.84%
	Vote by Mail	3,460	2,975	85.98%
	Total	3,460	3,108	89.83%
0008923	Precinct	4	0	0.00%
	Vote by Mail	4	3	75.00%
	Total	4	3	75.00%
0008924	Precinct	17	0	0.00%
	Vote by Mail	17	14	82.35%
	Total	17	14	82.35%
15th Senatorial District - Total		533,759	449,212	84.16%
17th Senatorial District				
0004801	Precinct	1,564	121	7.74%
	Vote by Mail	1,564	1,157	73.98%
	Total	1,564	1,278	81.71%
0004806	Precinct	3,037	211	6.95%
	Vote by Mail	3,037	2,505	82.48%
	Total	3,037	2,716	89.43%
0004811	Precinct	1,845	121	6.56%
	Vote by Mail	1,845	1,502	81.41%
	Total	1,845	1,623	87.97%
0004826	Precinct	1,603	102	6.36%
	Vote by Mail	1,603	1,287	80.29%
	Total	1,603	1,389	86.65%
0004827	Precinct	3,182	189	5.94%
	Vote by Mail	3,182	2,555	80.30%
	Total	3,182	2,744	86.24%
0004833	Precinct	2,168	140	6.46%
	Vote by Mail	2,168	1,719	79.29%
	Total	2,168	1,859	85.75%
0004851				

	Precinct	1,204	82	6.81%
	Vote by Mail	1,204	953	79.15%
	Total	1,204	1,035	85.96%
0004853	Precinct	2,222	110	4.95%
	Vote by Mail	2,222	1,811	81.50%
	Total	2,222	1,921	86.45%
0004858	Precinct	3,005	254	8.45%
	Vote by Mail	3,005	2,298	76.47%
	Total	3,005	2,552	84.93%
0004870	Precinct	3,740	232	6.20%
	Vote by Mail	3,740	3,112	83.21%
	Total	3,740	3,344	89.41%
0004881	Precinct	4,439	247	5.56%
	Vote by Mail	4,439	3,791	85.40%
	Total	4,439	4,038	90.97%
0004941	Precinct	3,088	211	6.83%
	Vote by Mail	3,088	2,309	74.77%
	Total	3,088	2,520	81.61%
0004942	Precinct	2,217	146	6.59%
	Vote by Mail	2,217	1,766	79.66%
	Total	2,217	1,912	86.24%
0004943	Precinct	107	8	7.48%
	Vote by Mail	107	84	78.50%
	Total	107	92	85.98%
0004944	Precinct	1,139	117	10.27%
	Vote by Mail	1,139	681	59.79%
	Total	1,139	798	70.06%
0004945	Precinct	1,582	138	8.72%
	Vote by Mail	1,582	1,108	70.04%
	Total	1,582	1,246	78.76%
0004946	Precinct	3,484	272	7.81%
	Vote by Mail	3,484	2,500	71.76%
	Total	3,484	2,772	79.56%
0004949	Precinct	2,620	183	6.98%
	Vote by Mail	2,620	2,175	83.02%
	Total	2,620	2,358	90.00%
0004950	Precinct	2,320	183	7.89%
	Vote by Mail	2,320	1,851	79.78%
	Total	2,320	2,034	87.67%

0004954

Precinct	2,050	132	6.44%
Vote by Mail	2,050	1,541	75.17%
Total	2,050	1,673	81.61%

0004956

Precinct	270	25	9.26%
Vote by Mail	270	184	68.15%
Total	270	209	77.41%

0004958

Precinct	1,699	143	8.42%
Vote by Mail	1,699	1,106	65.10%
Total	1,699	1,249	73.51%

0004965

Precinct	3,097	204	6.59%
Vote by Mail	3,097	2,497	80.63%
Total	3,097	2,701	87.21%

0004969

Precinct	2,417	151	6.25%
Vote by Mail	2,417	1,799	74.43%
Total	2,417	1,950	80.68%

0004971

Precinct	944	52	5.51%
Vote by Mail	944	779	82.52%
Total	944	831	88.03%

0004973

Precinct	2,540	153	6.02%
Vote by Mail	2,540	2,090	82.28%
Total	2,540	2,243	88.31%

0004974

Precinct	1,119	92	8.22%
Vote by Mail	1,119	833	74.44%
Total	1,119	925	82.66%

0005458

Precinct	2	0	0.00%
Vote by Mail	2	0	0.00%
Total	2	0	0.00%

0005886

Precinct	22	3	13.64%
Vote by Mail	22	13	59.09%
Total	22	16	72.73%

0005906

Precinct	472	34	7.20%
Vote by Mail	472	369	78.18%
Total	472	403	85.38%

0005911

Precinct	2,097	193	9.20%
Vote by Mail	2,097	1,586	75.63%
Total	2,097	1,779	84.84%

0005912

Precinct	212	16	7.55%
Vote by Mail	212	144	67.92%

	Total	212	160	75.47%
0005914				
	Precinct	1,243	83	6.68%
	Vote by Mail	1,243	1,025	82.46%
	Total	1,243	1,108	89.14%
0005915				
	Precinct	1,049	60	5.72%
	Vote by Mail	1,049	863	82.27%
	Total	1,049	923	87.99%
0005916				
	Precinct	91	6	6.59%
	Vote by Mail	91	75	82.42%
	Total	91	81	89.01%
0005917				
	Precinct	296	22	7.43%
	Vote by Mail	296	232	78.38%
	Total	296	254	85.81%
0005919				
	Precinct	413	29	7.02%
	Vote by Mail	413	320	77.48%
	Total	413	349	84.50%
0005922				
	Precinct	628	58	9.24%
	Vote by Mail	628	472	75.16%
	Total	628	530	84.39%
0005925				
	Precinct	94	2	2.13%
	Vote by Mail	94	79	84.04%
	Total	94	81	86.17%
0005929				
	Precinct	159	15	9.43%
	Vote by Mail	159	120	75.47%
	Total	159	135	84.91%
0005931				
	Precinct	160	5	3.13%
	Vote by Mail	160	135	84.38%
	Total	160	140	87.50%
0005936				
	Precinct	506	35	6.92%
	Vote by Mail	506	391	77.27%
	Total	506	426	84.19%
0005940				
	Precinct	59	8	13.56%
	Vote by Mail	59	45	76.27%
	Total	59	53	89.83%
0005947				
	Precinct	575	21	3.65%
	Vote by Mail	575	484	84.17%
	Total	575	505	87.83%
0005949				
	Precinct	685	50	7.30%

	Vote by Mail	685	481	70.22%
	Total	685	531	77.52%
0005950				
	Precinct	159	14	8.81%
	Vote by Mail	159	123	77.36%
	Total	159	137	86.16%
0005951				
	Precinct	6	0	0.00%
	Vote by Mail	6	7	116.67%
	Total	6	7	116.67%
0005955				
	Precinct	1,347	101	7.50%
	Vote by Mail	1,347	1,053	78.17%
	Total	1,347	1,154	85.67%
0005956				
	Precinct	1,192	57	4.78%
	Vote by Mail	1,192	998	83.72%
	Total	1,192	1,055	88.51%
0005957				
	Precinct	152	9	5.92%
	Vote by Mail	152	116	76.32%
	Total	152	125	82.24%
0005958				
	Precinct	943	78	8.27%
	Vote by Mail	943	720	76.35%
	Total	943	798	84.62%
0005959				
	Precinct	103	3	2.91%
	Vote by Mail	103	78	75.73%
	Total	103	81	78.64%
0005965				
	Precinct	1,280	100	7.81%
	Vote by Mail	1,280	986	77.03%
	Total	1,280	1,086	84.84%
0005966				
	Precinct	241	13	5.39%
	Vote by Mail	241	177	73.44%
	Total	241	190	78.84%
0005975				
	Precinct	57	5	8.77%
	Vote by Mail	57	31	54.39%
	Total	57	36	63.16%
0005988				
	Precinct	2	0	0.00%
	Vote by Mail	2	0	0.00%
	Total	2	0	0.00%
0006023				
	Precinct	18	0	0.00%
	Vote by Mail	18	13	72.22%
	Total	18	13	72.22%
0006031				

Precinct	35	2	5.71%
Vote by Mail	35	26	74.29%
Total	35	28	80.00%

0006035

Precinct	0	0	N/A
Vote by Mail	0	0	N/A
Total	0	0	N/A

0006048

Precinct	24	0	0.00%
Vote by Mail	24	21	87.50%
Total	24	21	87.50%

0007203

Precinct	701	56	7.99%
Vote by Mail	701	476	67.90%
Total	701	532	75.89%

0007205

Precinct	3,320	230	6.93%
Vote by Mail	3,320	2,382	71.75%
Total	3,320	2,612	78.67%

0007214

Precinct	2,130	162	7.61%
Vote by Mail	2,130	1,607	75.45%
Total	2,130	1,769	83.05%

0007217

Precinct	4,044	302	7.47%
Vote by Mail	4,044	2,787	68.92%
Total	4,044	3,089	76.38%

0007219

Precinct	1,185	55	4.64%
Vote by Mail	1,185	934	78.82%
Total	1,185	989	83.46%

0007231

Precinct	826	65	7.87%
Vote by Mail	826	653	79.06%
Total	826	718	86.92%

0007235

Precinct	2,681	227	8.47%
Vote by Mail	2,681	1,936	72.21%
Total	2,681	2,163	80.68%

0007237

Precinct	2,778	221	7.96%
Vote by Mail	2,778	2,070	74.51%
Total	2,778	2,291	82.47%

0007245

Precinct	295	16	5.42%
Vote by Mail	295	247	83.73%
Total	295	263	89.15%

0007246

Precinct	1,654	80	4.84%
Vote by Mail	1,654	1,293	78.17%
Total	1,654	1,373	83.01%

0007248	Precinct	2,685	185	6.89%
	Vote by Mail	2,685	2,121	78.99%
	Total	2,685	2,306	85.88%
0007252	Precinct	3,672	244	6.64%
	Vote by Mail	3,672	2,686	73.15%
	Total	3,672	2,930	79.79%
0007255	Precinct	3,699	251	6.79%
	Vote by Mail	3,699	2,723	73.61%
	Total	3,699	2,974	80.40%
0007257	Precinct	1,653	80	4.84%
	Vote by Mail	1,653	1,363	82.46%
	Total	1,653	1,443	87.30%
0007261	Precinct	2,322	187	8.05%
	Vote by Mail	2,322	1,834	78.98%
	Total	2,322	2,021	87.04%
0007264	Precinct	2,647	199	7.52%
	Vote by Mail	2,647	2,058	77.75%
	Total	2,647	2,257	85.27%
0007271	Precinct	3,185	174	5.46%
	Vote by Mail	3,185	2,608	81.88%
	Total	3,185	2,782	87.35%
0007273	Precinct	3,592	214	5.96%
	Vote by Mail	3,592	3,002	83.57%
	Total	3,592	3,216	89.53%
0007282	Precinct	2,151	122	5.67%
	Vote by Mail	2,151	1,718	79.87%
	Total	2,151	1,840	85.54%
0007294	Precinct	778	42	5.40%
	Vote by Mail	778	611	78.53%
	Total	778	653	83.93%
0007295	Precinct	2,045	111	5.43%
	Vote by Mail	2,045	1,633	79.85%
	Total	2,045	1,744	85.28%
0007298	Precinct	1,362	86	6.31%
	Vote by Mail	1,362	1,123	82.45%
	Total	1,362	1,209	88.77%
0007299	Precinct	1,137	66	5.80%
	Vote by Mail	1,137	904	79.51%

	Total	1,137	970	85.31%
0007306				
	Precinct	0	0	N/A
	Vote by Mail	0	0	N/A
	Total	0	0	N/A
0008246				
	Precinct	2,902	217	7.48%
	Vote by Mail	2,902	2,054	70.78%
	Total	2,902	2,271	78.26%
0008254				
	Precinct	3,016	231	7.66%
	Vote by Mail	3,016	1,948	64.59%
	Total	3,016	2,179	72.25%
0008915				
	Precinct	19	1	5.26%
	Vote by Mail	19	17	89.47%
	Total	19	18	94.74%
0008916				
	Precinct	15	0	0.00%
	Vote by Mail	15	15	100.00%
	Total	15	15	100.00%
0008920				
	Precinct	2	0	0.00%
	Vote by Mail	2	1	50.00%
	Total	2	1	50.00%
	7th Senatorial District - Total	129,520	108,845	84.04%

Cumulative

Cumulative				
	Precinct	0	0	N/A
	Vote by Mail	0	0	N/A
	Total	0	0	N/A
Cumulative - Total		0	0	N/A
State Senator - Total		1,019,309	863,964	84.76%
	Precinct	1,019,309	60,005	5.89%
	Vote by Mail	1,019,309	803,959	78.87%

**Member of the State
Assembly**

24th Assembly District

0002001				
	Precinct	9	72	800.00%
	Vote by Mail	9	9	100.00%
	Total	9	81	900.00%
0002002				
	Precinct	2,731	151	5.53%
	Vote by Mail	2,731	2,259	82.72%
	Total	2,731	2,410	88.25%
0002005				
	Precinct	1,751	82	4.68%
	Vote by Mail	1,751	1,506	86.01%

	Total	1,751	1,588	90.69%
0002006				
	Precinct	81	2	2.47%
	Vote by Mail	81	71	87.65%
	Total	81	73	90.12%
0002009				
	Precinct	4,365	241	5.52%
	Vote by Mail	4,365	3,553	81.40%
	Total	4,365	3,794	86.92%
0002013				
	Precinct	3,559	171	4.80%
	Vote by Mail	3,559	2,993	84.10%
	Total	3,559	3,164	88.90%
0002014				
	Precinct	3,297	219	6.64%
	Vote by Mail	3,297	2,657	80.59%
	Total	3,297	2,876	87.23%
0002018				
	Precinct	142	14	9.86%
	Vote by Mail	142	104	73.24%
	Total	142	118	83.10%
0002025				
	Precinct	4,073	157	3.85%
	Vote by Mail	4,073	3,464	85.05%
	Total	4,073	3,621	88.90%
0002043				
	Precinct	3,095	121	3.91%
	Vote by Mail	3,095	2,693	87.01%
	Total	3,095	2,814	90.92%
0002046				
	Precinct	4,236	210	4.96%
	Vote by Mail	4,236	3,541	83.59%
	Total	4,236	3,751	88.55%
0002057				
	Precinct	3,967	183	4.61%
	Vote by Mail	3,967	3,327	83.87%
	Total	3,967	3,510	88.48%
0002068				
	Precinct	3,755	142	3.78%
	Vote by Mail	3,755	3,252	86.60%
	Total	3,755	3,394	90.39%
0002098				
	Precinct	4,126	175	4.24%
	Vote by Mail	4,126	3,443	83.45%
	Total	4,126	3,618	87.69%
0002108				
	Precinct	3,462	148	4.27%
	Vote by Mail	3,462	2,957	85.41%
	Total	3,462	3,105	89.69%
0002125				
	Precinct	366	13	3.55%

Vote by Mail	366	321	87.70%
Total	366	334	91.26%

0002274

Precinct	276	6	2.17%
Vote by Mail	276	241	87.32%
Total	276	247	89.49%

0002275

Precinct	1,173	62	5.29%
Vote by Mail	1,173	1,024	87.30%
Total	1,173	1,086	92.58%

0002278

Precinct	1,128	72	6.38%
Vote by Mail	1,128	942	83.51%
Total	1,128	1,014	89.89%

0002281

Precinct	6	0	0.00%
Vote by Mail	6	5	83.33%
Total	6	5	83.33%

0002282

Precinct	1,413	68	4.81%
Vote by Mail	1,413	1,205	85.28%
Total	1,413	1,273	90.09%

0002285

Precinct	2,532	143	5.65%
Vote by Mail	2,532	2,170	85.70%
Total	2,532	2,313	91.35%

0002301

Precinct	3,636	126	3.47%
Vote by Mail	3,636	3,135	86.22%
Total	3,636	3,261	89.69%

0002305

Precinct	4,846	200	4.13%
Vote by Mail	4,846	4,172	86.09%
Total	4,846	4,372	90.22%

0002309

Precinct	1,231	46	3.74%
Vote by Mail	1,231	1,081	87.81%
Total	1,231	1,127	91.55%

0002314

Precinct	2,828	115	4.07%
Vote by Mail	2,828	2,476	87.55%
Total	2,828	2,591	91.62%

0002317

Precinct	2,707	123	4.54%
Vote by Mail	2,707	2,346	86.66%
Total	2,707	2,469	91.21%

0002330

Precinct	4,245	134	3.16%
Vote by Mail	4,245	3,754	88.43%
Total	4,245	3,888	91.59%

0002338

	Precinct	167	7	4.19%
	Vote by Mail	167	140	83.83%
	Total	167	147	88.02%
0002351	Precinct	2,398	87	3.63%
	Vote by Mail	2,398	2,107	87.86%
	Total	2,398	2,194	91.49%
0002353	Precinct	43	6	13.95%
	Vote by Mail	43	29	67.44%
	Total	43	35	81.40%
0002539	Precinct	258	6	2.33%
	Vote by Mail	258	141	54.65%
	Total	258	147	56.98%
0002542	Precinct	2,081	230	11.05%
	Vote by Mail	2,081	1,311	63.00%
	Total	2,081	1,541	74.05%
0002545	Precinct	2,367	113	4.77%
	Vote by Mail	2,367	1,862	78.66%
	Total	2,367	1,975	83.44%
0002802	Precinct	2,580	109	4.22%
	Vote by Mail	2,580	2,266	87.83%
	Total	2,580	2,375	92.05%
0002812	Precinct	303	16	5.28%
	Vote by Mail	303	253	83.50%
	Total	303	269	88.78%
0002825	Precinct	30	0	0.00%
	Vote by Mail	30	15	50.00%
	Total	30	15	50.00%
0002870	Precinct	133	6	4.51%
	Vote by Mail	133	115	86.47%
	Total	133	121	90.98%
0002951	Precinct	323	28	8.67%
	Vote by Mail	323	249	77.09%
	Total	323	277	85.76%
0003001	Precinct	3,173	188	5.92%
	Vote by Mail	3,173	2,535	79.89%
	Total	3,173	2,723	85.82%
0003002	Precinct	3,009	212	7.05%
	Vote by Mail	3,009	2,298	76.37%
	Total	3,009	2,510	83.42%

0003005

Precinct	57	4	7.02%
Vote by Mail	57	50	87.72%
Total	57	54	94.74%

0003010

Precinct	2,810	177	6.30%
Vote by Mail	2,810	2,146	76.37%
Total	2,810	2,323	82.67%

0003011

Precinct	2,533	177	6.99%
Vote by Mail	2,533	1,929	76.15%
Total	2,533	2,106	83.14%

0003012

Precinct	134	8	5.97%
Vote by Mail	134	110	82.09%
Total	134	118	88.06%

0003013

Precinct	3,482	224	6.43%
Vote by Mail	3,482	2,656	76.28%
Total	3,482	2,880	82.71%

0003016

Precinct	1,009	40	3.96%
Vote by Mail	1,009	834	82.66%
Total	1,009	874	86.62%

0003017

Precinct	793	60	7.57%
Vote by Mail	793	575	72.51%
Total	793	635	80.08%

0003018

Precinct	423	30	7.09%
Vote by Mail	423	310	73.29%
Total	423	340	80.38%

0003019

Precinct	3,485	190	5.45%
Vote by Mail	3,485	2,792	80.11%
Total	3,485	2,982	85.57%

0003021

Precinct	317	19	5.99%
Vote by Mail	317	251	79.18%
Total	317	270	85.17%

0003023

Precinct	2,854	189	6.62%
Vote by Mail	2,854	2,283	79.99%
Total	2,854	2,472	86.62%

0003026

Precinct	2,113	94	4.45%
Vote by Mail	2,113	1,683	79.65%
Total	2,113	1,777	84.10%

0003029

Precinct	0	0	N/A
Vote by Mail	0	0	N/A

	Total	0	0	N/A
0003031				
	Precinct	1	0	0.00%
	Vote by Mail	1	0	0.00%
	Total	1	0	0.00%
0003032				
	Precinct	1,642	105	6.39%
	Vote by Mail	1,642	1,370	83.43%
	Total	1,642	1,475	89.83%
0003034				
	Precinct	3,422	186	5.44%
	Vote by Mail	3,422	2,888	84.40%
	Total	3,422	3,074	89.83%
0003035				
	Precinct	2,557	174	6.80%
	Vote by Mail	2,557	2,015	78.80%
	Total	2,557	2,189	85.61%
0003039				
	Precinct	1,739	77	4.43%
	Vote by Mail	1,739	1,479	85.05%
	Total	1,739	1,556	89.48%
0003040				
	Precinct	0	0	N/A
	Vote by Mail	0	0	N/A
	Total	0	0	N/A
0003042				
	Precinct	1,879	114	6.07%
	Vote by Mail	1,879	1,401	74.56%
	Total	1,879	1,515	80.63%
0003043				
	Precinct	3,029	132	4.36%
	Vote by Mail	3,029	2,569	84.81%
	Total	3,029	2,701	89.17%
0003045				
	Precinct	3,911	198	5.06%
	Vote by Mail	3,911	3,169	81.03%
	Total	3,911	3,367	86.09%
0003047				
	Precinct	1,215	53	4.36%
	Vote by Mail	1,215	1,077	88.64%
	Total	1,215	1,130	93.00%
0003048				
	Precinct	3,686	201	5.45%
	Vote by Mail	3,686	2,842	77.10%
	Total	3,686	3,043	82.56%
0003051				
	Precinct	2,555	73	2.86%
	Vote by Mail	2,555	2,218	86.81%
	Total	2,555	2,291	89.67%
0003053				
	Precinct	3,027	119	3.93%

Vote by Mail	3,027	2,573	85.00%
Total	3,027	2,692	88.93%

0003061

Precinct	101	10	9.90%
Vote by Mail	101	76	75.25%
Total	101	86	85.15%

0003079

Precinct	668	28	4.19%
Vote by Mail	668	543	81.29%
Total	668	571	85.48%

0003080

Precinct	1,072	46	4.29%
Vote by Mail	1,072	935	87.22%
Total	1,072	981	91.51%

0003086

Precinct	3,417	141	4.13%
Vote by Mail	3,417	2,985	87.36%
Total	3,417	3,126	91.48%

0003087

Precinct	1,575	117	7.43%
Vote by Mail	1,575	1,113	70.67%
Total	1,575	1,230	78.10%

0003089

Precinct	0	0	N/A
Vote by Mail	0	0	N/A
Total	0	0	N/A

0003095

Precinct	5	0	0.00%
Vote by Mail	5	2	40.00%
Total	5	2	40.00%

0003101

Precinct	171	10	5.85%
Vote by Mail	171	135	78.95%
Total	171	145	84.80%

0003102

Precinct	613	35	5.71%
Vote by Mail	613	496	80.91%
Total	613	531	86.62%

0003103

Precinct	1,401	87	6.21%
Vote by Mail	1,401	1,150	82.08%
Total	1,401	1,237	88.29%

0003116

Precinct	925	40	4.32%
Vote by Mail	925	778	84.11%
Total	925	818	88.43%

0003117

Precinct	1,009	50	4.96%
Vote by Mail	1,009	808	80.08%
Total	1,009	858	85.03%

0003120

	Precinct	627	39	6.22%
	Vote by Mail	627	487	77.67%
	Total	627	526	83.89%
0003122	Precinct	2,549	127	4.98%
	Vote by Mail	2,549	2,145	84.15%
	Total	2,549	2,272	89.13%
0003156	Precinct	178	10	5.62%
	Vote by Mail	178	126	70.79%
	Total	178	136	76.40%
0003402	Precinct	3,488	169	4.85%
	Vote by Mail	3,488	2,867	82.20%
	Total	3,488	3,036	87.04%
0003406	Precinct	3,417	282	8.25%
	Vote by Mail	3,417	2,558	74.86%
	Total	3,417	2,840	83.11%
0003407	Precinct	3,434	157	4.57%
	Vote by Mail	3,434	2,821	82.15%
	Total	3,434	2,978	86.72%
0003408	Precinct	4,039	242	5.99%
	Vote by Mail	4,039	3,350	82.94%
	Total	4,039	3,592	88.93%
0003409	Precinct	4,109	274	6.67%
	Vote by Mail	4,109	3,278	79.78%
	Total	4,109	3,552	86.44%
0003410	Precinct	4,179	206	4.93%
	Vote by Mail	4,179	3,470	83.03%
	Total	4,179	3,676	87.96%
0003417	Precinct	3,754	172	4.58%
	Vote by Mail	3,754	3,107	82.77%
	Total	3,754	3,279	87.35%
0003427	Precinct	3,240	183	5.65%
	Vote by Mail	3,240	2,649	81.76%
	Total	3,240	2,832	87.41%
0003434	Precinct	2,385	82	3.44%
	Vote by Mail	2,385	2,129	89.27%
	Total	2,385	2,211	92.70%
0003438	Precinct	4,335	177	4.08%
	Vote by Mail	4,335	3,760	86.74%
	Total	4,335	3,937	90.82%

0003445

Precinct	4,000	203	5.08%
Vote by Mail	4,000	3,328	83.20%
Total	4,000	3,531	88.28%

0003601

Precinct	1,493	38	2.55%
Vote by Mail	1,493	1,297	86.87%
Total	1,493	1,335	89.42%

0003603

Precinct	1,443	56	3.88%
Vote by Mail	1,443	1,229	85.17%
Total	1,443	1,285	89.05%

0003669

Precinct	3	0	0.00%
Vote by Mail	3	2	66.67%
Total	3	2	66.67%

24th Assembly District - Total 192,204 168,695 87.77%

25th Assembly District

0003008

Precinct	38	0	0.00%
Vote by Mail	38	31	81.58%
Total	38	31	81.58%

0004401

Precinct	3,560	262	7.36%
Vote by Mail	3,560	2,710	76.12%
Total	3,560	2,972	83.48%

0004402

Precinct	4,133	263	6.36%
Vote by Mail	4,133	3,093	74.84%
Total	4,133	3,356	81.20%

0004403

Precinct	334	36	10.78%
Vote by Mail	334	225	67.37%
Total	334	261	78.14%

0004405

Precinct	4,385	307	7.00%
Vote by Mail	4,385	3,341	76.19%
Total	4,385	3,648	83.19%

0004407

Precinct	3,743	280	7.48%
Vote by Mail	3,743	2,856	76.30%
Total	3,743	3,136	83.78%

0004409

Precinct	4,845	333	6.87%
Vote by Mail	4,845	3,695	76.26%
Total	4,845	4,028	83.14%

0004411

Precinct	2,581	153	5.93%
Vote by Mail	2,581	2,123	82.25%

	Total	2,581	2,276	88.18%
0004412	Precinct	4,345	250	5.75%
	Vote by Mail	4,345	3,398	78.20%
	Total	4,345	3,648	83.96%
0004414	Precinct	4,757	251	5.28%
	Vote by Mail	4,757	3,807	80.03%
	Total	4,757	4,058	85.31%
0004417	Precinct	3,982	220	5.52%
	Vote by Mail	3,982	3,101	77.88%
	Total	3,982	3,321	83.40%
0005449	Precinct	148	7	4.73%
	Vote by Mail	148	134	90.54%
	Total	148	141	95.27%
0005454	Precinct	9	1	11.11%
	Vote by Mail	9	7	77.78%
	Total	9	8	88.89%
0005456	Precinct	4	0	0.00%
	Vote by Mail	4	3	75.00%
	Total	4	3	75.00%
0005458	Precinct	2	0	0.00%
	Vote by Mail	2	0	0.00%
	Total	2	0	0.00%
0005502	Precinct	464	27	5.82%
	Vote by Mail	464	382	82.33%
	Total	464	409	88.15%
0005505	Precinct	374	16	4.28%
	Vote by Mail	374	302	80.75%
	Total	374	318	85.03%
0005925	Precinct	94	2	2.13%
	Vote by Mail	94	79	84.04%
	Total	94	81	86.17%
0006028	Precinct	73	1	1.37%
	Vote by Mail	73	59	80.82%
	Total	73	60	82.19%
0006401	Precinct	1	0	0.00%
	Vote by Mail	1	0	0.00%
	Total	1	0	0.00%
0006402	Precinct	100	2	2.00%

Vote by Mail	100	91	91.00%
Total	100	93	93.00%

0006405

Precinct	11	0	0.00%
Vote by Mail	11	10	90.91%
Total	11	10	90.91%

0006410

Precinct	110	6	5.45%
Vote by Mail	110	89	80.91%
Total	110	95	86.36%

0006413

Precinct	10	0	0.00%
Vote by Mail	10	9	90.00%
Total	10	9	90.00%

0006418

Precinct	868	56	6.45%
Vote by Mail	868	709	81.68%
Total	868	765	88.13%

0006419

Precinct	64	5	7.81%
Vote by Mail	64	54	84.38%
Total	64	59	92.19%

0006423

Precinct	59	4	6.78%
Vote by Mail	59	49	83.05%
Total	59	53	89.83%

0006491

Precinct	28	0	0.00%
Vote by Mail	28	24	85.71%
Total	28	24	85.71%

0006502

Precinct	376	24	6.38%
Vote by Mail	376	264	70.21%
Total	376	288	76.60%

0006509

Precinct	23	3	13.04%
Vote by Mail	23	12	52.17%
Total	23	15	65.22%

0006510

Precinct	38	3	7.89%
Vote by Mail	38	32	84.21%
Total	38	35	92.11%

0006511

Precinct	152	5	3.29%
Vote by Mail	152	125	82.24%
Total	152	130	85.53%

0006515

Precinct	129	8	6.20%
Vote by Mail	129	101	78.29%
Total	129	109	84.50%

0007306

	Precinct	0	0	N/A
	Vote by Mail	0	0	N/A
	Total	0	0	N/A
0007401				
	Precinct	0	1	N/A
	Vote by Mail	0	0	N/A
	Total	0	1	N/A
0007402				
	Precinct	660	34	5.15%
	Vote by Mail	660	486	73.64%
	Total	660	520	78.79%
0007403				
	Precinct	1,650	146	8.85%
	Vote by Mail	1,650	1,281	77.64%
	Total	1,650	1,427	86.48%
0007408				
	Precinct	966	29	3.00%
	Vote by Mail	966	754	78.05%
	Total	966	783	81.06%
0007409				
	Precinct	494	29	5.87%
	Vote by Mail	494	322	65.18%
	Total	494	351	71.05%
0007410				
	Precinct	8	2	25.00%
	Vote by Mail	8	4	50.00%
	Total	8	6	75.00%
0007411				
	Precinct	58	6	10.34%
	Vote by Mail	58	21	36.21%
	Total	58	27	46.55%
0007415				
	Precinct	53	1	1.89%
	Vote by Mail	53	45	84.91%
	Total	53	46	86.79%
0007438				
	Precinct	419	48	11.46%
	Vote by Mail	419	291	69.45%
	Total	419	339	80.91%
0007440				
	Precinct	72	7	9.72%
	Vote by Mail	72	41	56.94%
	Total	72	48	66.67%
0007441				
	Precinct	2,350	130	5.53%
	Vote by Mail	2,350	1,728	73.53%
	Total	2,350	1,858	79.06%
0007442				
	Precinct	356	37	10.39%
	Vote by Mail	356	223	62.64%
	Total	356	260	73.03%

0007601

Precinct	3,927	279	7.10%
Vote by Mail	3,927	2,897	73.77%
Total	3,927	3,176	80.88%

0007606

Precinct	4,352	291	6.69%
Vote by Mail	4,352	3,235	74.33%
Total	4,352	3,526	81.02%

0007609

Precinct	1,044	100	9.58%
Vote by Mail	1,044	717	68.68%
Total	1,044	817	78.26%

0007615

Precinct	1,407	113	8.03%
Vote by Mail	1,407	963	68.44%
Total	1,407	1,076	76.47%

0007619

Precinct	2,469	158	6.40%
Vote by Mail	2,469	1,878	76.06%
Total	2,469	2,036	82.46%

0007620

Precinct	3,744	185	4.94%
Vote by Mail	3,744	2,965	79.19%
Total	3,744	3,150	84.13%

0007621

Precinct	4,374	257	5.88%
Vote by Mail	4,374	3,397	77.66%
Total	4,374	3,654	83.54%

0007624

Precinct	3,107	182	5.86%
Vote by Mail	3,107	2,438	78.47%
Total	3,107	2,620	84.33%

0007632

Precinct	3,674	249	6.78%
Vote by Mail	3,674	2,855	77.71%
Total	3,674	3,104	84.49%

0007634

Precinct	2,025	123	6.07%
Vote by Mail	2,025	1,645	81.23%
Total	2,025	1,768	87.31%

0007648

Precinct	3,583	184	5.14%
Vote by Mail	3,583	2,822	78.76%
Total	3,583	3,006	83.90%

0007654

Precinct	4,833	258	5.34%
Vote by Mail	4,833	3,679	76.12%
Total	4,833	3,937	81.46%

0007660

Precinct	3,885	218	5.61%
Vote by Mail	3,885	2,961	76.22%

	Total	3,885	3,179	81.83%
0007666				
	Precinct	3,876	231	5.96%
	Vote by Mail	3,876	3,113	80.31%
	Total	3,876	3,344	86.27%
0007670				
	Precinct	118	2	1.69%
	Vote by Mail	118	101	85.59%
	Total	118	103	87.29%
0007673				
	Precinct	1	0	0.00%
	Vote by Mail	1	0	0.00%
	Total	1	0	0.00%
0007674				
	Precinct	3	0	0.00%
	Vote by Mail	3	0	0.00%
	Total	3	0	0.00%
0007677				
	Precinct	4,292	211	4.92%
	Vote by Mail	4,292	3,303	76.96%
	Total	4,292	3,514	81.87%
0007680				
	Precinct	2,456	154	6.27%
	Vote by Mail	2,456	1,928	78.50%
	Total	2,456	2,082	84.77%
0007689				
	Precinct	16	0	0.00%
	Vote by Mail	16	13	81.25%
	Total	16	13	81.25%
0007690				
	Precinct	1,264	56	4.43%
	Vote by Mail	1,264	963	76.19%
	Total	1,264	1,019	80.62%
0007801				
	Precinct	881	54	6.13%
	Vote by Mail	881	698	79.23%
	Total	881	752	85.36%
0007802				
	Precinct	458	25	5.46%
	Vote by Mail	458	350	76.42%
	Total	458	375	81.88%
0007803				
	Precinct	1,204	63	5.23%
	Vote by Mail	1,204	925	76.83%
	Total	1,204	988	82.06%
0007805				
	Precinct	2,246	124	5.52%
	Vote by Mail	2,246	1,695	75.47%
	Total	2,246	1,819	80.99%
0007810				
	Precinct	309	17	5.50%

Vote by Mail	309	228	73.79%
Total	309	245	79.29%

0007811

Precinct	230	17	7.39%
Vote by Mail	230	166	72.17%
Total	230	183	79.57%

0007812

Precinct	1,728	96	5.56%
Vote by Mail	1,728	1,324	76.62%
Total	1,728	1,420	82.18%

0007816

Precinct	288	28	9.72%
Vote by Mail	288	216	75.00%
Total	288	244	84.72%

0007880

Precinct	5	3	60.00%
Vote by Mail	5	4	80.00%
Total	5	7	140.00%

0008423

Precinct	2	1	50.00%
Vote by Mail	2	1	50.00%
Total	2	2	100.00%

0008447

Precinct	10	0	0.00%
Vote by Mail	10	9	90.00%
Total	10	9	90.00%

0008502

Precinct	258	8	3.10%
Vote by Mail	258	221	85.66%
Total	258	229	88.76%

0009001

Precinct	3,165	232	7.33%
Vote by Mail	3,165	2,415	76.30%
Total	3,165	2,647	83.63%

0009005

Precinct	4,703	360	7.65%
Vote by Mail	4,703	3,652	77.65%
Total	4,703	4,012	85.31%

0009051

Precinct	1,991	161	8.09%
Vote by Mail	1,991	1,451	72.88%
Total	1,991	1,612	80.96%

0009055

Precinct	67	1	1.49%
Vote by Mail	67	59	88.06%
Total	67	60	89.55%

0009056

Precinct	3,199	217	6.78%
Vote by Mail	3,199	2,468	77.15%
Total	3,199	2,685	83.93%

0009059

	Precinct	2,765	223	8.07%
	Vote by Mail	2,765	2,018	72.98%
	Total	2,765	2,241	81.05%
0009061	Precinct	0	0	N/A
	Vote by Mail	0	0	N/A
	Total	0	0	N/A
0009062	Precinct	2,525	118	4.67%
	Vote by Mail	2,525	2,049	81.15%
	Total	2,525	2,167	85.82%
0009101	Precinct	3,389	174	5.13%
	Vote by Mail	3,389	2,638	77.84%
	Total	3,389	2,812	82.97%
0009103	Precinct	995	64	6.43%
	Vote by Mail	995	762	76.58%
	Total	995	826	83.02%
0009104	Precinct	2,986	132	4.42%
	Vote by Mail	2,986	2,420	81.04%
	Total	2,986	2,552	85.47%
0009109	Precinct	1,982	127	6.41%
	Vote by Mail	1,982	1,512	76.29%
	Total	1,982	1,639	82.69%
0009151	Precinct	2,951	171	5.79%
	Vote by Mail	2,951	2,282	77.33%
	Total	2,951	2,453	83.12%
0009157	Precinct	3,619	214	5.91%
	Vote by Mail	3,619	2,764	76.37%
	Total	3,619	2,978	82.29%
0009163	Precinct	1,454	54	3.71%
	Vote by Mail	1,454	1,215	83.56%
	Total	1,454	1,269	87.28%
0009166	Precinct	1,445	72	4.98%
	Vote by Mail	1,445	1,195	82.70%
	Total	1,445	1,267	87.68%
0009201	Precinct	891	45	5.05%
	Vote by Mail	891	724	81.26%
	Total	891	769	86.31%
0009203	Precinct	1,773	91	5.13%
	Vote by Mail	1,773	1,449	81.73%
	Total	1,773	1,540	86.86%

0009208

Precinct	1,660	108	6.51%
Vote by Mail	1,660	1,167	70.30%
Total	1,660	1,275	76.81%

0009210

Precinct	2,215	123	5.55%
Vote by Mail	2,215	1,791	80.86%
Total	2,215	1,914	86.41%

0009219

Precinct	231	12	5.19%
Vote by Mail	231	176	76.19%
Total	231	188	81.39%

0009220

Precinct	2,840	158	5.56%
Vote by Mail	2,840	2,242	78.94%
Total	2,840	2,400	84.51%

0009251

Precinct	1,343	67	4.99%
Vote by Mail	1,343	1,156	86.08%
Total	1,343	1,223	91.06%

0009252

Precinct	2,146	110	5.13%
Vote by Mail	2,146	1,732	80.71%
Total	2,146	1,842	85.83%

0009258

Precinct	1,901	130	6.84%
Vote by Mail	1,901	1,493	78.54%
Total	1,901	1,623	85.38%

0009262

Precinct	267	11	4.12%
Vote by Mail	267	216	80.90%
Total	267	227	85.02%

0009264

Precinct	1,999	70	3.50%
Vote by Mail	1,999	1,715	85.79%
Total	1,999	1,785	89.29%

0009268

Precinct	2,037	78	3.83%
Vote by Mail	2,037	1,721	84.49%
Total	2,037	1,799	88.32%

0009275

Precinct	2,049	127	6.20%
Vote by Mail	2,049	1,546	75.45%
Total	2,049	1,673	81.65%

0009282

Precinct	5	3	60.00%
Vote by Mail	5	5	100.00%
Total	5	8	160.00%

25th Assembly District - Total	167,588	139,989	83.53%
--------------------------------	---------	---------	--------

27th Assembly District

0005451	Precinct	17	0	0.00%
	Vote by Mail	17	15	88.24%
	Total	17	15	88.24%
0005455	Precinct	0	0	N/A
	Vote by Mail	0	0	N/A
	Total	0	0	N/A
0005503	Precinct	400	29	7.25%
	Vote by Mail	400	273	68.25%
	Total	400	302	75.50%
0005507	Precinct	1	0	0.00%
	Vote by Mail	1	0	0.00%
	Total	1	0	0.00%
0005879	Precinct	25	3	12.00%
	Vote by Mail	25	20	80.00%
	Total	25	23	92.00%
0005886	Precinct	22	3	13.64%
	Vote by Mail	22	13	59.09%
	Total	22	16	72.73%
0005888	Precinct	0	0	N/A
	Vote by Mail	0	0	N/A
	Total	0	0	N/A
0006404	Precinct	2,921	147	5.03%
	Vote by Mail	2,921	2,383	81.58%
	Total	2,921	2,530	86.61%
0006452	Precinct	1,297	106	8.17%
	Vote by Mail	1,297	839	64.69%
	Total	1,297	945	72.86%
0006454	Precinct	301	15	4.98%
	Vote by Mail	301	232	77.08%
	Total	301	247	82.06%
0006455	Precinct	3,400	207	6.09%
	Vote by Mail	3,400	2,451	72.09%
	Total	3,400	2,658	78.18%
0007201	Precinct	489	22	4.50%
	Vote by Mail	489	398	81.39%
	Total	489	420	85.89%
0007202				

Precinct	1,040	76	7.31%
Vote by Mail	1,040	743	71.44%
Total	1,040	819	78.75%

0007203

Precinct	701	56	7.99%
Vote by Mail	701	476	67.90%
Total	701	532	75.89%

0007205

Precinct	3,320	230	6.93%
Vote by Mail	3,320	2,382	71.75%
Total	3,320	2,612	78.67%

0007214

Precinct	2,130	162	7.61%
Vote by Mail	2,130	1,607	75.45%
Total	2,130	1,769	83.05%

0007217

Precinct	4,044	302	7.47%
Vote by Mail	4,044	2,787	68.92%
Total	4,044	3,089	76.38%

0007219

Precinct	1,185	55	4.64%
Vote by Mail	1,185	934	78.82%
Total	1,185	989	83.46%

0007221

Precinct	1,804	91	5.04%
Vote by Mail	1,804	1,469	81.43%
Total	1,804	1,560	86.47%

0007224

Precinct	1,022	77	7.53%
Vote by Mail	1,022	754	73.78%
Total	1,022	831	81.31%

0007231

Precinct	826	65	7.87%
Vote by Mail	826	653	79.06%
Total	826	718	86.92%

0007255

Precinct	3,699	251	6.79%
Vote by Mail	3,699	2,723	73.61%
Total	3,699	2,974	80.40%

0007257

Precinct	1,653	80	4.84%
Vote by Mail	1,653	1,363	82.46%
Total	1,653	1,443	87.30%

0007294

Precinct	778	42	5.40%
Vote by Mail	778	611	78.53%
Total	778	653	83.93%

0007416

Precinct	250	16	6.40%
Vote by Mail	250	154	61.60%
Total	250	170	68.00%

0007417	Precinct	3,477	208	5.98%
	Vote by Mail	3,477	2,740	78.80%
	Total	3,477	2,948	84.79%
0007418	Precinct	2,233	119	5.33%
	Vote by Mail	2,233	1,579	70.71%
	Total	2,233	1,698	76.04%
0007419	Precinct	1,353	64	4.73%
	Vote by Mail	1,353	1,101	81.37%
	Total	1,353	1,165	86.10%
0007430	Precinct	3,307	242	7.32%
	Vote by Mail	3,307	2,337	70.67%
	Total	3,307	2,579	77.99%
0007435	Precinct	3,152	210	6.66%
	Vote by Mail	3,152	2,184	69.29%
	Total	3,152	2,394	75.95%
0007436	Precinct	4,845	293	6.05%
	Vote by Mail	4,845	3,431	70.82%
	Total	4,845	3,724	76.86%
0007447	Precinct	3,253	245	7.53%
	Vote by Mail	3,253	1,777	54.63%
	Total	3,253	2,022	62.16%
0007458	Precinct	2,928	299	10.21%
	Vote by Mail	2,928	1,566	53.48%
	Total	2,928	1,865	63.70%
0007459	Precinct	3,365	295	8.77%
	Vote by Mail	3,365	2,379	70.70%
	Total	3,365	2,674	79.47%
0007470	Precinct	2,646	183	6.92%
	Vote by Mail	2,646	1,980	74.83%
	Total	2,646	2,163	81.75%
0007471	Precinct	4,273	304	7.11%
	Vote by Mail	4,273	2,774	64.92%
	Total	4,273	3,078	72.03%
0007479	Precinct	1,875	139	7.41%
	Vote by Mail	1,875	1,204	64.21%
	Total	1,875	1,343	71.63%
0007483	Precinct	3,183	273	8.58%
	Vote by Mail	3,183	2,096	65.85%

	Total	3,183	2,369	74.43%
0007817				
	Precinct	12	0	0.00%
	Vote by Mail	12	9	75.00%
	Total	12	9	75.00%
0007818				
	Precinct	257	8	3.11%
	Vote by Mail	257	217	84.44%
	Total	257	225	87.55%
0007821				
	Precinct	4,767	296	6.21%
	Vote by Mail	4,767	3,254	68.26%
	Total	4,767	3,550	74.47%
0007826				
	Precinct	4,223	274	6.49%
	Vote by Mail	4,223	2,817	66.71%
	Total	4,223	3,091	73.19%
0007827				
	Precinct	1,536	119	7.75%
	Vote by Mail	1,536	1,007	65.56%
	Total	1,536	1,126	73.31%
0007832				
	Precinct	2,704	217	8.03%
	Vote by Mail	2,704	1,794	66.35%
	Total	2,704	2,011	74.37%
0007833				
	Precinct	3,385	254	7.50%
	Vote by Mail	3,385	2,279	67.33%
	Total	3,385	2,533	74.83%
0007843				
	Precinct	5,001	376	7.52%
	Vote by Mail	5,001	3,331	66.61%
	Total	5,001	3,707	74.13%
0007849				
	Precinct	3,380	232	6.86%
	Vote by Mail	3,380	2,271	67.19%
	Total	3,380	2,503	74.05%
0007850				
	Precinct	2,424	205	8.46%
	Vote by Mail	2,424	1,625	67.04%
	Total	2,424	1,830	75.50%
0007851				
	Precinct	1,426	71	4.98%
	Vote by Mail	1,426	1,127	79.03%
	Total	1,426	1,198	84.01%
0007861				
	Precinct	2,087	153	7.33%
	Vote by Mail	2,087	1,425	68.28%
	Total	2,087	1,578	75.61%
0007867				
	Precinct	3,759	228	6.07%

	Vote by Mail	3,759	2,634	70.07%
	Total	3,759	2,862	76.14%
0007874				
	Precinct	507	20	3.94%
	Vote by Mail	507	357	70.41%
	Total	507	377	74.36%
0008022				
	Precinct	969	60	6.19%
	Vote by Mail	969	762	78.64%
	Total	969	822	84.83%
0008023				
	Precinct	970	62	6.39%
	Vote by Mail	970	765	78.87%
	Total	970	827	85.26%
0008026				
	Precinct	1,174	105	8.94%
	Vote by Mail	1,174	759	64.65%
	Total	1,174	864	73.59%
0008029				
	Precinct	170	9	5.29%
	Vote by Mail	170	125	73.53%
	Total	170	134	78.82%
0008073				
	Precinct	563	36	6.39%
	Vote by Mail	563	426	75.67%
	Total	563	462	82.06%
0008101				
	Precinct	1,515	107	7.06%
	Vote by Mail	1,515	1,088	71.82%
	Total	1,515	1,195	78.88%
0008122				
	Precinct	2,730	162	5.93%
	Vote by Mail	2,730	2,095	76.74%
	Total	2,730	2,257	82.67%
0008201				
	Precinct	2,933	266	9.07%
	Vote by Mail	2,933	2,013	68.63%
	Total	2,933	2,279	77.70%
0008203				
	Precinct	3,023	261	8.63%
	Vote by Mail	3,023	1,945	64.34%
	Total	3,023	2,206	72.97%
0008205				
	Precinct	3,725	354	9.50%
	Vote by Mail	3,725	2,474	66.42%
	Total	3,725	2,828	75.92%
0008208				
	Precinct	3,106	188	6.05%
	Vote by Mail	3,106	2,036	65.55%
	Total	3,106	2,224	71.60%
0008212				

Precinct	1,552	154	9.92%
Vote by Mail	1,552	987	63.60%
Total	1,552	1,141	73.52%

0008214

Precinct	602	43	7.14%
Vote by Mail	602	287	47.67%
Total	602	330	54.82%

0008227

Precinct	4,001	285	7.12%
Vote by Mail	4,001	2,703	67.56%
Total	4,001	2,988	74.68%

0008228

Precinct	2,382	115	4.83%
Vote by Mail	2,382	1,892	79.43%
Total	2,382	2,007	84.26%

0008230

Precinct	3,764	266	7.07%
Vote by Mail	3,764	2,805	74.52%
Total	3,764	3,071	81.59%

0008231

Precinct	2,526	193	7.64%
Vote by Mail	2,526	1,736	68.73%
Total	2,526	1,929	76.37%

0008232

Precinct	4,524	372	8.22%
Vote by Mail	4,524	3,184	70.38%
Total	4,524	3,556	78.60%

0008236

Precinct	4,911	344	7.00%
Vote by Mail	4,911	3,450	70.25%
Total	4,911	3,794	77.26%

0008246

Precinct	2,902	217	7.48%
Vote by Mail	2,902	2,054	70.78%
Total	2,902	2,271	78.26%

0008254

Precinct	3,016	231	7.66%
Vote by Mail	3,016	1,948	64.59%
Total	3,016	2,179	72.25%

0008262

Precinct	2,099	131	6.24%
Vote by Mail	2,099	1,588	75.66%
Total	2,099	1,719	81.90%

0008264

Precinct	2,143	147	6.86%
Vote by Mail	2,143	1,542	71.96%
Total	2,143	1,689	78.81%

0008401

Precinct	2,543	148	5.82%
Vote by Mail	2,543	1,801	70.82%
Total	2,543	1,949	76.64%

0008404	Precinct	5,049	357	7.07%
	Vote by Mail	5,049	3,566	70.63%
	Total	5,049	3,923	77.70%
0008408	Precinct	1,578	117	7.41%
	Vote by Mail	1,578	1,189	75.35%
	Total	1,578	1,306	82.76%
0008409	Precinct	1,567	90	5.74%
	Vote by Mail	1,567	1,196	76.32%
	Total	1,567	1,286	82.07%
0008414	Precinct	469	30	6.40%
	Vote by Mail	469	374	79.74%
	Total	469	404	86.14%
0008418	Precinct	538	20	3.72%
	Vote by Mail	538	443	82.34%
	Total	538	463	86.06%
0008421	Precinct	49	1	2.04%
	Vote by Mail	49	43	87.76%
	Total	49	44	89.80%
0008430	Precinct	3,972	272	6.85%
	Vote by Mail	3,972	2,961	74.55%
	Total	3,972	3,233	81.39%
0008435	Precinct	4,237	212	5.00%
	Vote by Mail	4,237	3,448	81.38%
	Total	4,237	3,660	86.38%
0008438	Precinct	4,863	354	7.28%
	Vote by Mail	4,863	3,591	73.84%
	Total	4,863	3,945	81.12%
0008439	Precinct	3,957	231	5.84%
	Vote by Mail	3,957	2,959	74.78%
	Total	3,957	3,190	80.62%
0008445	Precinct	2,413	109	4.52%
	Vote by Mail	2,413	2,029	84.09%
	Total	2,413	2,138	88.60%
0008456	Precinct	4,489	253	5.64%
	Vote by Mail	4,489	3,642	81.13%
	Total	4,489	3,895	86.77%
0008457	Precinct	4,349	288	6.62%
	Vote by Mail	4,349	3,518	80.89%

	Total	4,349	3,806	87.51%
0008464				
	Precinct	4,207	290	6.89%
	Vote by Mail	4,207	3,201	76.09%
	Total	4,207	3,491	82.98%
0008470				
	Precinct	4,024	212	5.27%
	Vote by Mail	4,024	3,388	84.19%
	Total	4,024	3,600	89.46%
0008472				
	Precinct	3,480	195	5.60%
	Vote by Mail	3,480	2,795	80.32%
	Total	3,480	2,990	85.92%
0008486				
	Precinct	4,200	220	5.24%
	Vote by Mail	4,200	3,523	83.88%
	Total	4,200	3,743	89.12%
0008492				
	Precinct	4,467	134	3.00%
	Vote by Mail	4,467	3,935	88.09%
	Total	4,467	4,069	91.09%
0008634				
	Precinct	508	38	7.48%
	Vote by Mail	508	364	71.65%
	Total	508	402	79.13%
0008636				
	Precinct	456	30	6.58%
	Vote by Mail	456	374	82.02%
	Total	456	404	88.60%
0008801				
	Precinct	2,428	189	7.78%
	Vote by Mail	2,428	1,819	74.92%
	Total	2,428	2,008	82.70%
0008805				
	Precinct	1,963	106	5.40%
	Vote by Mail	1,963	1,582	80.59%
	Total	1,963	1,688	85.99%
0008809				
	Precinct	3,399	183	5.38%
	Vote by Mail	3,399	2,563	75.40%
	Total	3,399	2,746	80.79%
0008812				
	Precinct	2,026	165	8.14%
	Vote by Mail	2,026	1,390	68.61%
	Total	2,026	1,555	76.75%
0008817				
	Precinct	1,041	56	5.38%
	Vote by Mail	1,041	863	82.90%
	Total	1,041	919	88.28%
0008820				
	Precinct	2,110	124	5.88%

	Vote by Mail	2,110	1,758	83.32%
	Total	2,110	1,882	89.19%
0008822				
	Precinct	2,375	142	5.98%
	Vote by Mail	2,375	1,820	76.63%
	Total	2,375	1,962	82.61%
27th Assembly District - Total		238,740	189,410	79.34%

28th Assembly District

0002720				
	Precinct	1,633	71	4.35%
	Vote by Mail	1,633	1,430	87.57%
	Total	1,633	1,501	91.92%
0002721				
	Precinct	1,433	55	3.84%
	Vote by Mail	1,433	1,235	86.18%
	Total	1,433	1,290	90.02%
0002723				
	Precinct	3,283	124	3.78%
	Vote by Mail	3,283	2,847	86.72%
	Total	3,283	2,971	90.50%
0002724				
	Precinct	2,596	142	5.47%
	Vote by Mail	2,596	2,188	84.28%
	Total	2,596	2,330	89.75%
0002725				
	Precinct	2,504	126	5.03%
	Vote by Mail	2,504	2,092	83.55%
	Total	2,504	2,218	88.58%
0002726				
	Precinct	1,642	105	6.39%
	Vote by Mail	1,642	1,326	80.76%
	Total	1,642	1,431	87.15%
0002727				
	Precinct	1,809	68	3.76%
	Vote by Mail	1,809	1,599	88.39%
	Total	1,809	1,667	92.15%
0002729				
	Precinct	1,933	57	2.95%
	Vote by Mail	1,933	1,710	88.46%
	Total	1,933	1,767	91.41%
0002734				
	Precinct	2,730	126	4.62%
	Vote by Mail	2,730	2,248	82.34%
	Total	2,730	2,374	86.96%
0002740				
	Precinct	3,015	145	4.81%
	Vote by Mail	3,015	2,514	83.38%
	Total	3,015	2,659	88.19%
0002751				

Precinct	25	0	0.00%
Vote by Mail	25	17	68.00%
Total	25	17	68.00%

0002761

Precinct	4	0	0.00%
Vote by Mail	4	4	100.00%
Total	4	4	100.00%

0002808

Precinct	107	3	2.80%
Vote by Mail	107	83	77.57%
Total	107	86	80.37%

0002810

Precinct	24	0	0.00%
Vote by Mail	24	21	87.50%
Total	24	21	87.50%

0002811

Precinct	37	0	0.00%
Vote by Mail	37	36	97.30%
Total	37	36	97.30%

0002813

Precinct	255	9	3.53%
Vote by Mail	255	228	89.41%
Total	255	237	92.94%

0002816

Precinct	25	0	0.00%
Vote by Mail	25	23	92.00%
Total	25	23	92.00%

0003602

Precinct	2,654	123	4.63%
Vote by Mail	2,654	2,241	84.44%
Total	2,654	2,364	89.07%

0003604

Precinct	3,195	131	4.10%
Vote by Mail	3,195	2,653	83.04%
Total	3,195	2,784	87.14%

0003605

Precinct	3,612	171	4.73%
Vote by Mail	3,612	2,957	81.87%
Total	3,612	3,128	86.60%

0003606

Precinct	2,846	103	3.62%
Vote by Mail	2,846	2,453	86.19%
Total	2,846	2,556	89.81%

0003608

Precinct	3,234	135	4.17%
Vote by Mail	3,234	2,669	82.53%
Total	3,234	2,804	86.70%

0003609

Precinct	4,404	160	3.63%
Vote by Mail	4,404	3,733	84.76%
Total	4,404	3,893	88.40%

0003611	Precinct	3,101	114	3.68%
	Vote by Mail	3,101	2,638	85.07%
	Total	3,101	2,752	88.75%
0003614	Precinct	1,504	83	5.52%
	Vote by Mail	1,504	1,250	83.11%
	Total	1,504	1,333	88.63%
0003624	Precinct	3,889	152	3.91%
	Vote by Mail	3,889	3,261	83.85%
	Total	3,889	3,413	87.76%
0003635	Precinct	0	0	N/A
	Vote by Mail	0	0	N/A
	Total	0	0	N/A
0003652	Precinct	1,476	108	7.32%
	Vote by Mail	1,476	1,172	79.40%
	Total	1,476	1,280	86.72%
0003655	Precinct	219	15	6.85%
	Vote by Mail	219	186	84.93%
	Total	219	201	91.78%
0003670	Precinct	160	8	5.00%
	Vote by Mail	160	118	73.75%
	Total	160	126	78.75%
0003777	Precinct	1,745	62	3.55%
	Vote by Mail	1,745	1,551	88.88%
	Total	1,745	1,613	92.44%
0003779	Precinct	146	3	2.05%
	Vote by Mail	146	127	86.99%
	Total	146	130	89.04%
0003782	Precinct	421	15	3.56%
	Vote by Mail	421	356	84.56%
	Total	421	371	88.12%
0003783	Precinct	423	11	2.60%
	Vote by Mail	423	371	87.71%
	Total	423	382	90.31%
0003801	Precinct	1,711	106	6.20%
	Vote by Mail	1,711	1,447	84.57%
	Total	1,711	1,553	90.77%
0003802	Precinct	2,793	132	4.73%
	Vote by Mail	2,793	2,294	82.13%

	Total	2,793	2,426	86.86%
0003803	Precinct	2,482	112	4.51%
	Vote by Mail	2,482	2,024	81.55%
	Total	2,482	2,136	86.06%
0003804	Precinct	1,112	81	7.28%
	Vote by Mail	1,112	919	82.64%
	Total	1,112	1,000	89.93%
0003810	Precinct	2,257	185	8.20%
	Vote by Mail	2,257	1,697	75.19%
	Total	2,257	1,882	83.39%
0003811	Precinct	2,865	163	5.69%
	Vote by Mail	2,865	2,361	82.41%
	Total	2,865	2,524	88.10%
0003814	Precinct	2,713	179	6.60%
	Vote by Mail	2,713	2,179	80.32%
	Total	2,713	2,358	86.91%
0003820	Precinct	2,323	134	5.77%
	Vote by Mail	2,323	1,899	81.75%
	Total	2,323	2,033	87.52%
0003821	Precinct	1,089	61	5.60%
	Vote by Mail	1,089	831	76.31%
	Total	1,089	892	81.91%
0003825	Precinct	1,427	103	7.22%
	Vote by Mail	1,427	1,163	81.50%
	Total	1,427	1,266	88.72%
0003828	Precinct	1,215	59	4.86%
	Vote by Mail	1,215	1,041	85.68%
	Total	1,215	1,100	90.53%
0003835	Precinct	1,393	52	3.73%
	Vote by Mail	1,393	1,220	87.58%
	Total	1,393	1,272	91.31%
0003840	Precinct	2,253	152	6.75%
	Vote by Mail	2,253	1,845	81.89%
	Total	2,253	1,997	88.64%
0003846	Precinct	117	3	2.56%
	Vote by Mail	117	99	84.62%
	Total	117	102	87.18%
0003861	Precinct	82	3	3.66%

	Vote by Mail	82	63	76.83%
	Total	82	66	80.49%
0004665				
	Precinct	38	1	2.63%
	Vote by Mail	38	30	78.95%
	Total	38	31	81.58%
0004666				
	Precinct	7	0	0.00%
	Vote by Mail	7	7	100.00%
	Total	7	7	100.00%
0004671				
	Precinct	1,844	94	5.10%
	Vote by Mail	1,844	1,568	85.03%
	Total	1,844	1,662	90.13%
0004672				
	Precinct	1,031	43	4.17%
	Vote by Mail	1,031	879	85.26%
	Total	1,031	922	89.43%
0004674				
	Precinct	1,594	88	5.52%
	Vote by Mail	1,594	1,362	85.45%
	Total	1,594	1,450	90.97%
0004675				
	Precinct	3,153	214	6.79%
	Vote by Mail	3,153	2,638	83.67%
	Total	3,153	2,852	90.45%
0004685				
	Precinct	1,707	62	3.63%
	Vote by Mail	1,707	1,456	85.30%
	Total	1,707	1,518	88.93%
0004687				
	Precinct	1,777	69	3.88%
	Vote by Mail	1,777	1,555	87.51%
	Total	1,777	1,624	91.39%
0004688				
	Precinct	3,379	136	4.02%
	Vote by Mail	3,379	2,889	85.50%
	Total	3,379	3,025	89.52%
0004691				
	Precinct	2,285	109	4.77%
	Vote by Mail	2,285	1,904	83.33%
	Total	2,285	2,013	88.10%
0004696				
	Precinct	1,356	42	3.10%
	Vote by Mail	1,356	1,166	85.99%
	Total	1,356	1,208	89.09%
0004698				
	Precinct	1,201	49	4.08%
	Vote by Mail	1,201	1,026	85.43%
	Total	1,201	1,075	89.51%
0004699				

Precinct	1,732	63	3.64%
Vote by Mail	1,732	1,496	86.37%
Total	1,732	1,559	90.01%

0004702

Precinct	1,089	51	4.68%
Vote by Mail	1,089	911	83.65%
Total	1,089	962	88.34%

0004715

Precinct	641	23	3.59%
Vote by Mail	641	488	76.13%
Total	641	511	79.72%

0004733

Precinct	51	7	13.73%
Vote by Mail	51	40	78.43%
Total	51	47	92.16%

0005556

Precinct	1,648	136	8.25%
Vote by Mail	1,648	1,183	71.78%
Total	1,648	1,319	80.04%

0005557

Precinct	1,052	51	4.85%
Vote by Mail	1,052	870	82.70%
Total	1,052	921	87.55%

0005567

Precinct	616	44	7.14%
Vote by Mail	616	468	75.97%
Total	616	512	83.12%

0005743

Precinct	587	41	6.98%
Vote by Mail	587	486	82.79%
Total	587	527	89.78%

0005745

Precinct	493	28	5.68%
Vote by Mail	493	423	85.80%
Total	493	451	91.48%

0005747

Precinct	988	33	3.34%
Vote by Mail	988	879	88.97%
Total	988	912	92.31%

0005748

Precinct	1,927	173	8.98%
Vote by Mail	1,927	1,569	81.42%
Total	1,927	1,742	90.40%

0005758

Precinct	187	3	1.60%
Vote by Mail	187	168	89.84%
Total	187	171	91.44%

0005759

Precinct	477	25	5.24%
Vote by Mail	477	410	85.95%
Total	477	435	91.19%

0005762	Precinct	298	8	2.68%
	Vote by Mail	298	258	86.58%
	Total	298	266	89.26%
0005763	Precinct	82	8	9.76%
	Vote by Mail	82	71	86.59%
	Total	82	79	96.34%
0005770	Precinct	181	3	1.66%
	Vote by Mail	181	162	89.50%
	Total	181	165	91.16%
0005775	Precinct	373	9	2.41%
	Vote by Mail	373	314	84.18%
	Total	373	323	86.60%
0005793	Precinct	0	0	N/A
	Vote by Mail	0	0	N/A
	Total	0	0	N/A
0005804	Precinct	1,276	64	5.02%
	Vote by Mail	1,276	1,070	83.86%
	Total	1,276	1,134	88.87%
0005810	Precinct	415	27	6.51%
	Vote by Mail	415	354	85.30%
	Total	415	381	91.81%
0005811	Precinct	327	16	4.89%
	Vote by Mail	327	274	83.79%
	Total	327	290	88.69%
0005813	Precinct	60	4	6.67%
	Vote by Mail	60	50	83.33%
	Total	60	54	90.00%
0005814	Precinct	263	18	6.84%
	Vote by Mail	263	213	80.99%
	Total	263	231	87.83%
0005901	Precinct	1	0	0.00%
	Vote by Mail	1	0	0.00%
	Total	1	0	0.00%
0006624	Precinct	7	0	0.00%
	Vote by Mail	7	7	100.00%
	Total	7	7	100.00%
0006625	Precinct	5	0	0.00%
	Vote by Mail	5	5	100.00%

	Total	5	5	100.00%
0006669				
	Precinct	85	1	1.18%
	Vote by Mail	85	76	89.41%
	Total	85	77	90.59%
0006678				
	Precinct	61	1	1.64%
	Vote by Mail	61	54	88.52%
	Total	61	55	90.16%
0007001				
	Precinct	2,136	158	7.40%
	Vote by Mail	2,136	1,599	74.86%
	Total	2,136	1,757	82.26%
0007005				
	Precinct	2,719	173	6.36%
	Vote by Mail	2,719	2,056	75.62%
	Total	2,719	2,229	81.98%
0007011				
	Precinct	378	29	7.67%
	Vote by Mail	378	292	77.25%
	Total	378	321	84.92%
0007012				
	Precinct	2,078	106	5.10%
	Vote by Mail	2,078	1,711	82.34%
	Total	2,078	1,817	87.44%
0007014				
	Precinct	2,416	103	4.26%
	Vote by Mail	2,416	2,013	83.32%
	Total	2,416	2,116	87.58%
0007019				
	Precinct	3,976	262	6.59%
	Vote by Mail	3,976	3,056	76.86%
	Total	3,976	3,318	83.45%
0007025				
	Precinct	3,425	203	5.93%
	Vote by Mail	3,425	2,587	75.53%
	Total	3,425	2,790	81.46%
0007028				
	Precinct	3,142	175	5.57%
	Vote by Mail	3,142	2,522	80.27%
	Total	3,142	2,697	85.84%
0007032				
	Precinct	4,060	189	4.66%
	Vote by Mail	4,060	3,391	83.52%
	Total	4,060	3,580	88.18%
0007036				
	Precinct	3,701	132	3.57%
	Vote by Mail	3,701	3,161	85.41%
	Total	3,701	3,293	88.98%
0007038				
	Precinct	321	17	5.30%

	Vote by Mail	321	279	86.92%
	Total	321	296	92.21%
0007041				
	Precinct	3,457	280	8.10%
	Vote by Mail	3,457	2,582	74.69%
	Total	3,457	2,862	82.79%
0007044				
	Precinct	2,098	141	6.72%
	Vote by Mail	2,098	1,608	76.64%
	Total	2,098	1,749	83.37%
0007046				
	Precinct	3,396	213	6.27%
	Vote by Mail	3,396	2,567	75.59%
	Total	3,396	2,780	81.86%
0007051				
	Precinct	0	0	N/A
	Vote by Mail	0	0	N/A
	Total	0	0	N/A
0007059				
	Precinct	549	48	8.74%
	Vote by Mail	549	407	74.13%
	Total	549	455	82.88%
0007061				
	Precinct	2,225	103	4.63%
	Vote by Mail	2,225	1,882	84.58%
	Total	2,225	1,985	89.21%
0007062				
	Precinct	2,982	183	6.14%
	Vote by Mail	2,982	2,366	79.34%
	Total	2,982	2,549	85.48%
0007079				
	Precinct	2,131	121	5.68%
	Vote by Mail	2,131	1,791	84.05%
	Total	2,131	1,912	89.72%
0007081				
	Precinct	1,922	100	5.20%
	Vote by Mail	1,922	1,634	85.02%
	Total	1,922	1,734	90.22%
0007089				
	Precinct	1,362	53	3.89%
	Vote by Mail	1,362	1,161	85.24%
	Total	1,362	1,214	89.13%
0007414				
	Precinct	392	19	4.85%
	Vote by Mail	392	319	81.38%
	Total	392	338	86.22%
0008001				
	Precinct	273	11	4.03%
	Vote by Mail	273	228	83.52%
	Total	273	239	87.55%
0008002				

Precinct	465	24	5.16%
Vote by Mail	465	354	76.13%
Total	465	378	81.29%

0008003

Precinct	2,865	167	5.83%
Vote by Mail	2,865	2,368	82.65%
Total	2,865	2,535	88.48%

0008005

Precinct	4,023	184	4.57%
Vote by Mail	4,023	3,374	83.87%
Total	4,023	3,558	88.44%

0008007

Precinct	761	57	7.49%
Vote by Mail	761	590	77.53%
Total	761	647	85.02%

0008011

Precinct	492	23	4.67%
Vote by Mail	492	414	84.15%
Total	492	437	88.82%

0008012

Precinct	16	1	6.25%
Vote by Mail	16	16	100.00%
Total	16	17	106.25%

0008013

Precinct	109	5	4.59%
Vote by Mail	109	79	72.48%
Total	109	84	77.06%

0008016

Precinct	4,535	311	6.86%
Vote by Mail	4,535	3,526	77.75%
Total	4,535	3,837	84.61%

0008017

Precinct	1,925	136	7.06%
Vote by Mail	1,925	1,462	75.95%
Total	1,925	1,598	83.01%

0008028

Precinct	382	26	6.81%
Vote by Mail	382	270	70.68%
Total	382	296	77.49%

0008030

Precinct	1,148	85	7.40%
Vote by Mail	1,148	860	74.91%
Total	1,148	945	82.32%

0008033

Precinct	282	14	4.96%
Vote by Mail	282	222	78.72%
Total	282	236	83.69%

0008034

Precinct	290	21	7.24%
Vote by Mail	290	184	63.45%
Total	290	205	70.69%

0008038

Precinct	4	0	0.00%
Vote by Mail	4	4	100.00%
Total	4	4	100.00%

0008040

Precinct	630	50	7.94%
Vote by Mail	630	465	73.81%
Total	630	515	81.75%

0008047

Precinct	2,162	129	5.97%
Vote by Mail	2,162	1,753	81.08%
Total	2,162	1,882	87.05%

0008049

Precinct	59	2	3.39%
Vote by Mail	59	42	71.19%
Total	59	44	74.58%

0008050

Precinct	1,860	99	5.32%
Vote by Mail	1,860	1,354	72.80%
Total	1,860	1,453	78.12%

0008053

Precinct	2,999	172	5.74%
Vote by Mail	2,999	2,368	78.96%
Total	2,999	2,540	84.69%

0008054

Precinct	2,428	113	4.65%
Vote by Mail	2,428	2,001	82.41%
Total	2,428	2,114	87.07%

0008055

Precinct	339	16	4.72%
Vote by Mail	339	262	77.29%
Total	339	278	82.01%

0008062

Precinct	3,284	205	6.24%
Vote by Mail	3,284	2,422	73.75%
Total	3,284	2,627	79.99%

0008066

Precinct	1,063	77	7.24%
Vote by Mail	1,063	855	80.43%
Total	1,063	932	87.68%

0008067

Precinct	3,081	170	5.52%
Vote by Mail	3,081	2,599	84.36%
Total	3,081	2,769	89.87%

0008068

Precinct	49	5	10.20%
Vote by Mail	49	36	73.47%
Total	49	41	83.67%

0008072

Precinct	606	32	5.28%
Vote by Mail	606	521	85.97%

	Total	606	553	91.25%
0008079				
	Precinct	2,822	118	4.18%
	Vote by Mail	2,822	2,442	86.53%
	Total	2,822	2,560	90.72%
0008082				
	Precinct	2,118	90	4.25%
	Vote by Mail	2,118	1,802	85.08%
	Total	2,118	1,892	89.33%
0008085				
	Precinct	1,419	55	3.88%
	Vote by Mail	1,419	1,216	85.69%
	Total	1,419	1,271	89.57%
0008089				
	Precinct	2,970	126	4.24%
	Vote by Mail	2,970	2,555	86.03%
	Total	2,970	2,681	90.27%
0008092				
	Precinct	91	5	5.49%
	Vote by Mail	91	71	78.02%
	Total	91	76	83.52%
0008093				
	Precinct	55	1	1.82%
	Vote by Mail	55	49	89.09%
	Total	55	50	90.91%
0008096				
	Precinct	2,762	140	5.07%
	Vote by Mail	2,762	2,376	86.02%
	Total	2,762	2,516	91.09%
0008104				
	Precinct	164	4	2.44%
	Vote by Mail	164	144	87.80%
	Total	164	148	90.24%
0008105				
	Precinct	423	9	2.13%
	Vote by Mail	423	390	92.20%
	Total	423	399	94.33%
0008117				
	Precinct	1,915	101	5.27%
	Vote by Mail	1,915	1,654	86.37%
	Total	1,915	1,755	91.64%
0008128				
	Precinct	10	0	0.00%
	Vote by Mail	10	0	0.00%
	Total	10	0	0.00%
0008133				
	Precinct	20	0	0.00%
	Vote by Mail	20	15	75.00%
	Total	20	15	75.00%
0008601				
	Precinct	586	45	7.68%

	Vote by Mail	586	457	77.99%
	Total	586	502	85.67%
0008603				
	Precinct	2,632	151	5.74%
	Vote by Mail	2,632	2,196	83.43%
	Total	2,632	2,347	89.17%
0008605				
	Precinct	3,541	234	6.61%
	Vote by Mail	3,541	2,842	80.26%
	Total	3,541	3,076	86.87%
0008609				
	Precinct	0	2	N/A
	Vote by Mail	0	0	N/A
	Total	0	2	N/A
0008610				
	Precinct	1,728	109	6.31%
	Vote by Mail	1,728	1,452	84.03%
	Total	1,728	1,561	90.34%
0008612				
	Precinct	2,526	126	4.99%
	Vote by Mail	2,526	2,170	85.91%
	Total	2,526	2,296	90.89%
0008615				
	Precinct	2,336	107	4.58%
	Vote by Mail	2,336	2,006	85.87%
	Total	2,336	2,113	90.45%
0008619				
	Precinct	815	31	3.80%
	Vote by Mail	815	689	84.54%
	Total	815	720	88.34%
0008625				
	Precinct	132	7	5.30%
	Vote by Mail	132	89	67.42%
	Total	132	96	72.73%
0008627				
	Precinct	1,434	88	6.14%
	Vote by Mail	1,434	1,178	82.15%
	Total	1,434	1,266	88.28%
0008629				
	Precinct	2,148	128	5.96%
	Vote by Mail	2,148	1,722	80.17%
	Total	2,148	1,850	86.13%
0008630				
	Precinct	2,906	173	5.95%
	Vote by Mail	2,906	2,355	81.04%
	Total	2,906	2,528	86.99%
0008631				
	Precinct	1,689	93	5.51%
	Vote by Mail	1,689	1,405	83.19%
	Total	1,689	1,498	88.69%
0008645				

Precinct	3,394	182	5.36%
Vote by Mail	3,394	2,864	84.38%
Total	3,394	3,046	89.75%

0008648

Precinct	3,033	141	4.65%
Vote by Mail	3,033	2,513	82.86%
Total	3,033	2,654	87.50%

0008650

Precinct	421	33	7.84%
Vote by Mail	421	341	81.00%
Total	421	374	88.84%

0008653

Precinct	260	11	4.23%
Vote by Mail	260	228	87.69%
Total	260	239	91.92%

0008654

Precinct	311	20	6.43%
Vote by Mail	311	251	80.71%
Total	311	271	87.14%

0008655

Precinct	0	0	N/A
Vote by Mail	0	0	N/A
Total	0	0	N/A

0008657

Precinct	766	45	5.87%
Vote by Mail	766	610	79.63%
Total	766	655	85.51%

0008658

Precinct	3,874	218	5.63%
Vote by Mail	3,874	3,156	81.47%
Total	3,874	3,374	87.09%

0008670

Precinct	2,848	196	6.88%
Vote by Mail	2,848	2,007	70.47%
Total	2,848	2,203	77.35%

0008675

Precinct	1,559	124	7.95%
Vote by Mail	1,559	1,204	77.23%
Total	1,559	1,328	85.18%

0008676

Precinct	3,196	172	5.38%
Vote by Mail	3,196	2,468	77.22%
Total	3,196	2,640	82.60%

0008680

Precinct	2,189	93	4.25%
Vote by Mail	2,189	1,888	86.25%
Total	2,189	1,981	90.50%

0008683

Precinct	3,591	198	5.51%
Vote by Mail	3,591	3,028	84.32%
Total	3,591	3,226	89.84%

0008687	Precinct	3,452	204	5.91%
	Vote by Mail	3,452	2,785	80.68%
	Total	3,452	2,989	86.59%
0008697	Precinct	3,637	205	5.64%
	Vote by Mail	3,637	2,928	80.51%
	Total	3,637	3,133	86.14%
0008828	Precinct	803	49	6.10%
	Vote by Mail	803	640	79.70%
	Total	803	689	85.80%
0008829	Precinct	721	41	5.69%
	Vote by Mail	721	574	79.61%
	Total	721	615	85.30%
0008832	Precinct	2,104	104	4.94%
	Vote by Mail	2,104	1,793	85.22%
	Total	2,104	1,897	90.16%
0008834	Precinct	1,266	98	7.74%
	Vote by Mail	1,266	914	72.20%
	Total	1,266	1,012	79.94%
0008857	Precinct	1,646	74	4.50%
	Vote by Mail	1,646	1,443	87.67%
	Total	1,646	1,517	92.16%
0008858	Precinct	2,376	116	4.88%
	Vote by Mail	2,376	2,051	86.32%
	Total	2,376	2,167	91.20%
0008879	Precinct	3,228	162	5.02%
	Vote by Mail	3,228	2,759	85.47%
	Total	3,228	2,921	90.49%
0008883	Precinct	3,404	215	6.32%
	Vote by Mail	3,404	2,889	84.87%
	Total	3,404	3,104	91.19%
0008886	Precinct	357	4	1.12%
	Vote by Mail	357	326	91.32%
	Total	357	330	92.44%
0008889	Precinct	2,680	130	4.85%
	Vote by Mail	2,680	2,328	86.87%
	Total	2,680	2,458	91.72%
0008923	Precinct	4	0	0.00%
	Vote by Mail	4	3	75.00%

	Total	4	3	75.00%
0008924				
	Precinct	17	0	0.00%
	Vote by Mail	17	14	82.35%
	Total	17	14	82.35%
28th Assembly District - Total		289,585	253,506	87.54%

29th Assembly District

0005742				
	Precinct	18	0	0.00%
	Vote by Mail	18	17	94.44%
	Total	18	17	94.44%

0005756				
	Precinct	103	3	2.91%
	Vote by Mail	103	85	82.52%
	Total	103	88	85.44%

0005785				
	Precinct	0	0	N/A
	Vote by Mail	0	0	N/A
	Total	0	0	N/A

0005795				
	Precinct	3	0	0.00%
	Vote by Mail	3	2	66.67%
	Total	3	2	66.67%

0005854				
	Precinct	2	0	0.00%
	Vote by Mail	2	2	100.00%
	Total	2	2	100.00%

0005894				
	Precinct	258	7	2.71%
	Vote by Mail	258	220	85.27%
	Total	258	227	87.98%

0005896				
	Precinct	4	0	0.00%
	Vote by Mail	4	3	75.00%
	Total	4	3	75.00%

0005902				
	Precinct	496	24	4.84%
	Vote by Mail	496	433	87.30%
	Total	496	457	92.14%

0005903				
	Precinct	679	52	7.66%
	Vote by Mail	679	537	79.09%
	Total	679	589	86.75%

0005907				
	Precinct	9	0	0.00%
	Vote by Mail	9	8	88.89%
	Total	9	8	88.89%

0005912				
	Precinct	212	16	7.55%

	Vote by Mail	212	144	67.92%
	Total	212	160	75.47%
0005914				
	Precinct	1,243	83	6.68%
	Vote by Mail	1,243	1,025	82.46%
	Total	1,243	1,108	89.14%
0005916				
	Precinct	91	6	6.59%
	Vote by Mail	91	75	82.42%
	Total	91	81	89.01%
0005919				
	Precinct	413	29	7.02%
	Vote by Mail	413	320	77.48%
	Total	413	349	84.50%
0005922				
	Precinct	628	58	9.24%
	Vote by Mail	628	472	75.16%
	Total	628	530	84.39%
0005927				
	Precinct	1	0	0.00%
	Vote by Mail	1	1	100.00%
	Total	1	1	100.00%
0005931				
	Precinct	160	5	3.13%
	Vote by Mail	160	135	84.38%
	Total	160	140	87.50%
0005940				
	Precinct	59	8	13.56%
	Vote by Mail	59	45	76.27%
	Total	59	53	89.83%
0005988				
	Precinct	2	0	0.00%
	Vote by Mail	2	0	0.00%
	Total	2	0	0.00%
0006023				
	Precinct	18	0	0.00%
	Vote by Mail	18	13	72.22%
	Total	18	13	72.22%
0006035				
	Precinct	0	0	N/A
	Vote by Mail	0	0	N/A
	Total	0	0	N/A
0006036				
	Precinct	0	0	N/A
	Vote by Mail	0	0	N/A
	Total	0	0	N/A
0007235				
	Precinct	2,681	227	8.47%
	Vote by Mail	2,681	1,936	72.21%
	Total	2,681	2,163	80.68%
0007237				

Precinct	2,778	221	7.96%
Vote by Mail	2,778	2,070	74.51%
Total	2,778	2,291	82.47%

0007245

Precinct	295	16	5.42%
Vote by Mail	295	247	83.73%
Total	295	263	89.15%

0007246

Precinct	1,654	80	4.84%
Vote by Mail	1,654	1,293	78.17%
Total	1,654	1,373	83.01%

0007248

Precinct	2,685	185	6.89%
Vote by Mail	2,685	2,121	78.99%
Total	2,685	2,306	85.88%

0007252

Precinct	3,672	244	6.64%
Vote by Mail	3,672	2,686	73.15%
Total	3,672	2,930	79.79%

0007261

Precinct	2,322	187	8.05%
Vote by Mail	2,322	1,834	78.98%
Total	2,322	2,021	87.04%

0007264

Precinct	2,647	199	7.52%
Vote by Mail	2,647	2,058	77.75%
Total	2,647	2,257	85.27%

0007271

Precinct	3,185	174	5.46%
Vote by Mail	3,185	2,608	81.88%
Total	3,185	2,782	87.35%

0007273

Precinct	3,592	214	5.96%
Vote by Mail	3,592	3,002	83.57%
Total	3,592	3,216	89.53%

0007282

Precinct	2,151	122	5.67%
Vote by Mail	2,151	1,718	79.87%
Total	2,151	1,840	85.54%

0007295

Precinct	2,045	111	5.43%
Vote by Mail	2,045	1,633	79.85%
Total	2,045	1,744	85.28%

0007298

Precinct	1,362	86	6.31%
Vote by Mail	1,362	1,123	82.45%
Total	1,362	1,209	88.77%

0007299

Precinct	1,137	66	5.80%
Vote by Mail	1,137	904	79.51%
Total	1,137	970	85.31%

0008838

Precinct	300	23	7.67%
Vote by Mail	300	235	78.33%
Total	300	258	86.00%

0008839

Precinct	3,405	222	6.52%
Vote by Mail	3,405	2,549	74.86%
Total	3,405	2,771	81.38%

0008844

Precinct	3,471	216	6.22%
Vote by Mail	3,471	2,790	80.38%
Total	3,471	3,006	86.60%

0008848

Precinct	1,841	125	6.79%
Vote by Mail	1,841	1,448	78.65%
Total	1,841	1,573	85.44%

0008853

Precinct	2,363	137	5.80%
Vote by Mail	2,363	1,903	80.53%
Total	2,363	2,040	86.33%

0008862

Precinct	2,560	148	5.78%
Vote by Mail	2,560	2,114	82.58%
Total	2,560	2,262	88.36%

0008868

Precinct	131	8	6.11%
Vote by Mail	131	115	87.79%
Total	131	123	93.89%

0008873

Precinct	1,045	56	5.36%
Vote by Mail	1,045	880	84.21%
Total	1,045	936	89.57%

0008874

Precinct	21	0	0.00%
Vote by Mail	21	19	90.48%
Total	21	19	90.48%

0008885

Precinct	3,137	160	5.10%
Vote by Mail	3,137	2,698	86.01%
Total	3,137	2,858	91.11%

0008898

Precinct	2,737	107	3.91%
Vote by Mail	2,737	2,390	87.32%
Total	2,737	2,497	91.23%

0008903

Precinct	3,460	133	3.84%
Vote by Mail	3,460	2,975	85.98%
Total	3,460	3,108	89.83%

0008915

Precinct	19	1	5.26%
Vote by Mail	19	17	89.47%

	Total	19	18	94.74%
0008916	Precinct	15	0	0.00%
	Vote by Mail	15	15	100.00%
	Total	15	15	100.00%
0008920	Precinct	2	0	0.00%
	Vote by Mail	2	1	50.00%
	Total	2	1	50.00%
29th Assembly District - Total		61,112	52,678	86.20%

30th Assembly District

0004801	Precinct	1,564	121	7.74%
	Vote by Mail	1,564	1,157	73.98%
	Total	1,564	1,278	81.71%
0004806	Precinct	3,037	211	6.95%
	Vote by Mail	3,037	2,505	82.48%
	Total	3,037	2,716	89.43%
0004811	Precinct	1,845	121	6.56%
	Vote by Mail	1,845	1,502	81.41%
	Total	1,845	1,623	87.97%
0004826	Precinct	1,603	102	6.36%
	Vote by Mail	1,603	1,287	80.29%
	Total	1,603	1,389	86.65%
0004827	Precinct	3,182	189	5.94%
	Vote by Mail	3,182	2,555	80.30%
	Total	3,182	2,744	86.24%
0004833	Precinct	2,168	140	6.46%
	Vote by Mail	2,168	1,719	79.29%
	Total	2,168	1,859	85.75%
0004851	Precinct	1,204	82	6.81%
	Vote by Mail	1,204	953	79.15%
	Total	1,204	1,035	85.96%
0004853	Precinct	2,222	110	4.95%
	Vote by Mail	2,222	1,811	81.50%
	Total	2,222	1,921	86.45%
0004858	Precinct	3,005	254	8.45%
	Vote by Mail	3,005	2,298	76.47%
	Total	3,005	2,552	84.93%
0004876	Precinct	3,740	232	6.20%

	Vote by Mail	3,740	3,112	83.21%
	Total	3,740	3,344	89.41%
0004881				
	Precinct	4,439	247	5.56%
	Vote by Mail	4,439	3,791	85.40%
	Total	4,439	4,038	90.97%
0004941				
	Precinct	3,088	211	6.83%
	Vote by Mail	3,088	2,309	74.77%
	Total	3,088	2,520	81.61%
0004942				
	Precinct	2,217	146	6.59%
	Vote by Mail	2,217	1,766	79.66%
	Total	2,217	1,912	86.24%
0004943				
	Precinct	107	8	7.48%
	Vote by Mail	107	84	78.50%
	Total	107	92	85.98%
0004944				
	Precinct	1,139	117	10.27%
	Vote by Mail	1,139	681	59.79%
	Total	1,139	798	70.06%
0004945				
	Precinct	1,582	138	8.72%
	Vote by Mail	1,582	1,108	70.04%
	Total	1,582	1,246	78.76%
0004946				
	Precinct	3,484	272	7.81%
	Vote by Mail	3,484	2,500	71.76%
	Total	3,484	2,772	79.56%
0004949				
	Precinct	2,620	183	6.98%
	Vote by Mail	2,620	2,175	83.02%
	Total	2,620	2,358	90.00%
0004950				
	Precinct	2,320	183	7.89%
	Vote by Mail	2,320	1,851	79.78%
	Total	2,320	2,034	87.67%
0004954				
	Precinct	2,050	132	6.44%
	Vote by Mail	2,050	1,541	75.17%
	Total	2,050	1,673	81.61%
0004956				
	Precinct	270	25	9.26%
	Vote by Mail	270	184	68.15%
	Total	270	209	77.41%
0004958				
	Precinct	1,699	143	8.42%
	Vote by Mail	1,699	1,106	65.10%
	Total	1,699	1,249	73.51%
0004965				

Precinct	3,097	204	6.59%
Vote by Mail	3,097	2,497	80.63%
Total	3,097	2,701	87.21%

0004969

Precinct	2,417	151	6.25%
Vote by Mail	2,417	1,799	74.43%
Total	2,417	1,950	80.68%

0004971

Precinct	944	52	5.51%
Vote by Mail	944	779	82.52%
Total	944	831	88.03%

0004973

Precinct	2,540	153	6.02%
Vote by Mail	2,540	2,090	82.28%
Total	2,540	2,243	88.31%

0004974

Precinct	1,119	92	8.22%
Vote by Mail	1,119	833	74.44%
Total	1,119	925	82.66%

0005906

Precinct	472	34	7.20%
Vote by Mail	472	369	78.18%
Total	472	403	85.38%

0005911

Precinct	2,097	193	9.20%
Vote by Mail	2,097	1,586	75.63%
Total	2,097	1,779	84.84%

0005915

Precinct	1,049	60	5.72%
Vote by Mail	1,049	863	82.27%
Total	1,049	923	87.99%

0005917

Precinct	296	22	7.43%
Vote by Mail	296	232	78.38%
Total	296	254	85.81%

0005929

Precinct	159	15	9.43%
Vote by Mail	159	120	75.47%
Total	159	135	84.91%

0005936

Precinct	506	35	6.92%
Vote by Mail	506	391	77.27%
Total	506	426	84.19%

0005947

Precinct	575	21	3.65%
Vote by Mail	575	484	84.17%
Total	575	505	87.83%

0005949

Precinct	685	50	7.30%
Vote by Mail	685	481	70.22%
Total	685	531	77.52%

0005950	Precinct	159	14	8.81%
	Vote by Mail	159	123	77.36%
	Total	159	137	86.16%
0005951	Precinct	6	0	0.00%
	Vote by Mail	6	7	116.67%
	Total	6	7	116.67%
0005955	Precinct	1,347	101	7.50%
	Vote by Mail	1,347	1,053	78.17%
	Total	1,347	1,154	85.67%
0005956	Precinct	1,192	57	4.78%
	Vote by Mail	1,192	998	83.72%
	Total	1,192	1,055	88.51%
0005957	Precinct	152	9	5.92%
	Vote by Mail	152	116	76.32%
	Total	152	125	82.24%
0005958	Precinct	943	78	8.27%
	Vote by Mail	943	720	76.35%
	Total	943	798	84.62%
0005959	Precinct	103	3	2.91%
	Vote by Mail	103	78	75.73%
	Total	103	81	78.64%
0005965	Precinct	1,280	100	7.81%
	Vote by Mail	1,280	986	77.03%
	Total	1,280	1,086	84.84%
0005966	Precinct	241	13	5.39%
	Vote by Mail	241	177	73.44%
	Total	241	190	78.84%
0005975	Precinct	57	5	8.77%
	Vote by Mail	57	31	54.39%
	Total	57	36	63.16%
0006031	Precinct	35	2	5.71%
	Vote by Mail	35	26	74.29%
	Total	35	28	80.00%
0006048	Precinct	24	0	0.00%
	Vote by Mail	24	21	87.50%
	Total	24	21	87.50%
30th Assembly District - Total		70,080	59,686	85.17%

Cumulative

Cumulative

Precinct	0	0	N/A
Vote by Mail	0	0	N/A
Total	0	0	N/A
Cumulative - Total	0	0	N/A
Member of the State Assembly - Total	1,019,309	863,964	84.76%
Precinct	1,019,309	60,005	5.89%
Vote by Mail	1,019,309	803,959	78.87%

**Board of Equalization
(State)**

**State Board Of
Equalization #2**

0002001	Precinct	9	72	800.00%
	Vote by Mail	9	9	100.00%
	Total	9	81	900.00%
0002002	Precinct	2,731	151	5.53%
	Vote by Mail	2,731	2,259	82.72%
	Total	2,731	2,410	88.25%
0002005	Precinct	1,751	82	4.68%
	Vote by Mail	1,751	1,506	86.01%
	Total	1,751	1,588	90.69%
0002006	Precinct	81	2	2.47%
	Vote by Mail	81	71	87.65%
	Total	81	73	90.12%
0002009	Precinct	4,365	241	5.52%
	Vote by Mail	4,365	3,553	81.40%
	Total	4,365	3,794	86.92%
0002013	Precinct	3,559	171	4.80%
	Vote by Mail	3,559	2,993	84.10%
	Total	3,559	3,164	88.90%
0002014	Precinct	3,297	219	6.64%
	Vote by Mail	3,297	2,657	80.59%
	Total	3,297	2,876	87.23%
0002018	Precinct	142	14	9.86%
	Vote by Mail	142	104	73.24%
	Total	142	118	83.10%
0002025	Precinct	4,073	157	3.85%
	Vote by Mail	4,073	3,464	85.05%
	Total	4,073	3,621	88.90%
0002043				

	Precinct	3,095	121	3.91%
	Vote by Mail	3,095	2,693	87.01%
	Total	3,095	2,814	90.92%
0002046				
	Precinct	4,236	210	4.96%
	Vote by Mail	4,236	3,541	83.59%
	Total	4,236	3,751	88.55%
0002057				
	Precinct	3,967	183	4.61%
	Vote by Mail	3,967	3,327	83.87%
	Total	3,967	3,510	88.48%
0002068				
	Precinct	3,755	142	3.78%
	Vote by Mail	3,755	3,252	86.60%
	Total	3,755	3,394	90.39%
0002098				
	Precinct	4,126	175	4.24%
	Vote by Mail	4,126	3,443	83.45%
	Total	4,126	3,618	87.69%
0002108				
	Precinct	3,462	148	4.27%
	Vote by Mail	3,462	2,957	85.41%
	Total	3,462	3,105	89.69%
0002125				
	Precinct	366	13	3.55%
	Vote by Mail	366	321	87.70%
	Total	366	334	91.26%
0002274				
	Precinct	276	6	2.17%
	Vote by Mail	276	241	87.32%
	Total	276	247	89.49%
0002275				
	Precinct	1,173	62	5.29%
	Vote by Mail	1,173	1,024	87.30%
	Total	1,173	1,086	92.58%
0002278				
	Precinct	1,128	72	6.38%
	Vote by Mail	1,128	942	83.51%
	Total	1,128	1,014	89.89%
0002281				
	Precinct	6	0	0.00%
	Vote by Mail	6	5	83.33%
	Total	6	5	83.33%
0002282				
	Precinct	1,413	68	4.81%
	Vote by Mail	1,413	1,205	85.28%
	Total	1,413	1,273	90.09%
0002285				
	Precinct	2,532	143	5.65%
	Vote by Mail	2,532	2,170	85.70%
	Total	2,532	2,313	91.35%

0002301

Precinct	3,636	126	3.47%
Vote by Mail	3,636	3,135	86.22%
Total	3,636	3,261	89.69%

0002305

Precinct	4,846	200	4.13%
Vote by Mail	4,846	4,172	86.09%
Total	4,846	4,372	90.22%

0002309

Precinct	1,231	46	3.74%
Vote by Mail	1,231	1,081	87.81%
Total	1,231	1,127	91.55%

0002314

Precinct	2,828	115	4.07%
Vote by Mail	2,828	2,476	87.55%
Total	2,828	2,591	91.62%

0002317

Precinct	2,707	123	4.54%
Vote by Mail	2,707	2,346	86.66%
Total	2,707	2,469	91.21%

0002330

Precinct	4,245	134	3.16%
Vote by Mail	4,245	3,754	88.43%
Total	4,245	3,888	91.59%

0002338

Precinct	167	7	4.19%
Vote by Mail	167	140	83.83%
Total	167	147	88.02%

0002351

Precinct	2,398	87	3.63%
Vote by Mail	2,398	2,107	87.86%
Total	2,398	2,194	91.49%

0002353

Precinct	43	6	13.95%
Vote by Mail	43	29	67.44%
Total	43	35	81.40%

0002539

Precinct	258	6	2.33%
Vote by Mail	258	141	54.65%
Total	258	147	56.98%

0002542

Precinct	2,081	230	11.05%
Vote by Mail	2,081	1,311	63.00%
Total	2,081	1,541	74.05%

0002545

Precinct	2,367	113	4.77%
Vote by Mail	2,367	1,862	78.66%
Total	2,367	1,975	83.44%

0002720

Precinct	1,633	71	4.35%
Vote by Mail	1,633	1,430	87.57%

	Total	1,633	1,501	91.92%
0002721	Precinct	1,433	55	3.84%
	Vote by Mail	1,433	1,235	86.18%
	Total	1,433	1,290	90.02%
0002723	Precinct	3,283	124	3.78%
	Vote by Mail	3,283	2,847	86.72%
	Total	3,283	2,971	90.50%
0002724	Precinct	2,596	142	5.47%
	Vote by Mail	2,596	2,188	84.28%
	Total	2,596	2,330	89.75%
0002725	Precinct	2,504	126	5.03%
	Vote by Mail	2,504	2,092	83.55%
	Total	2,504	2,218	88.58%
0002726	Precinct	1,642	105	6.39%
	Vote by Mail	1,642	1,326	80.76%
	Total	1,642	1,431	87.15%
0002727	Precinct	1,809	68	3.76%
	Vote by Mail	1,809	1,599	88.39%
	Total	1,809	1,667	92.15%
0002729	Precinct	1,933	57	2.95%
	Vote by Mail	1,933	1,710	88.46%
	Total	1,933	1,767	91.41%
0002734	Precinct	2,730	126	4.62%
	Vote by Mail	2,730	2,248	82.34%
	Total	2,730	2,374	86.96%
0002740	Precinct	3,015	145	4.81%
	Vote by Mail	3,015	2,514	83.38%
	Total	3,015	2,659	88.19%
0002751	Precinct	25	0	0.00%
	Vote by Mail	25	17	68.00%
	Total	25	17	68.00%
0002761	Precinct	4	0	0.00%
	Vote by Mail	4	4	100.00%
	Total	4	4	100.00%
0002802	Precinct	2,580	109	4.22%
	Vote by Mail	2,580	2,266	87.83%
	Total	2,580	2,375	92.05%
0002808	Precinct	107	3	2.80%

Vote by Mail	107	83	77.57%
Total	107	86	80.37%

0002810

Precinct	24	0	0.00%
Vote by Mail	24	21	87.50%
Total	24	21	87.50%

0002811

Precinct	37	0	0.00%
Vote by Mail	37	36	97.30%
Total	37	36	97.30%

0002812

Precinct	303	16	5.28%
Vote by Mail	303	253	83.50%
Total	303	269	88.78%

0002813

Precinct	255	9	3.53%
Vote by Mail	255	228	89.41%
Total	255	237	92.94%

0002816

Precinct	25	0	0.00%
Vote by Mail	25	23	92.00%
Total	25	23	92.00%

0002825

Precinct	30	0	0.00%
Vote by Mail	30	15	50.00%
Total	30	15	50.00%

0002870

Precinct	133	6	4.51%
Vote by Mail	133	115	86.47%
Total	133	121	90.98%

0002951

Precinct	323	28	8.67%
Vote by Mail	323	249	77.09%
Total	323	277	85.76%

0003001

Precinct	3,173	188	5.92%
Vote by Mail	3,173	2,535	79.89%
Total	3,173	2,723	85.82%

0003002

Precinct	3,009	212	7.05%
Vote by Mail	3,009	2,298	76.37%
Total	3,009	2,510	83.42%

0003005

Precinct	57	4	7.02%
Vote by Mail	57	50	87.72%
Total	57	54	94.74%

0003008

Precinct	38	0	0.00%
Vote by Mail	38	31	81.58%
Total	38	31	81.58%

0003010

	Precinct	2,810	177	6.30%
	Vote by Mail	2,810	2,146	76.37%
	Total	2,810	2,323	82.67%
0003011				
	Precinct	2,533	177	6.99%
	Vote by Mail	2,533	1,929	76.15%
	Total	2,533	2,106	83.14%
0003012				
	Precinct	134	8	5.97%
	Vote by Mail	134	110	82.09%
	Total	134	118	88.06%
0003013				
	Precinct	3,482	224	6.43%
	Vote by Mail	3,482	2,656	76.28%
	Total	3,482	2,880	82.71%
0003016				
	Precinct	1,009	40	3.96%
	Vote by Mail	1,009	834	82.66%
	Total	1,009	874	86.62%
0003017				
	Precinct	793	60	7.57%
	Vote by Mail	793	575	72.51%
	Total	793	635	80.08%
0003018				
	Precinct	423	30	7.09%
	Vote by Mail	423	310	73.29%
	Total	423	340	80.38%
0003019				
	Precinct	3,485	190	5.45%
	Vote by Mail	3,485	2,792	80.11%
	Total	3,485	2,982	85.57%
0003021				
	Precinct	317	19	5.99%
	Vote by Mail	317	251	79.18%
	Total	317	270	85.17%
0003023				
	Precinct	2,854	189	6.62%
	Vote by Mail	2,854	2,283	79.99%
	Total	2,854	2,472	86.62%
0003026				
	Precinct	2,113	94	4.45%
	Vote by Mail	2,113	1,683	79.65%
	Total	2,113	1,777	84.10%
0003029				
	Precinct	0	0	N/A
	Vote by Mail	0	0	N/A
	Total	0	0	N/A
0003031				
	Precinct	1	0	0.00%
	Vote by Mail	1	0	0.00%
	Total	1	0	0.00%

0003032

Precinct	1,642	105	6.39%
Vote by Mail	1,642	1,370	83.43%
Total	1,642	1,475	89.83%

0003034

Precinct	3,422	186	5.44%
Vote by Mail	3,422	2,888	84.40%
Total	3,422	3,074	89.83%

0003035

Precinct	2,557	174	6.80%
Vote by Mail	2,557	2,015	78.80%
Total	2,557	2,189	85.61%

0003039

Precinct	1,739	77	4.43%
Vote by Mail	1,739	1,479	85.05%
Total	1,739	1,556	89.48%

0003040

Precinct	0	0	N/A
Vote by Mail	0	0	N/A
Total	0	0	N/A

0003042

Precinct	1,879	114	6.07%
Vote by Mail	1,879	1,401	74.56%
Total	1,879	1,515	80.63%

0003043

Precinct	3,029	132	4.36%
Vote by Mail	3,029	2,569	84.81%
Total	3,029	2,701	89.17%

0003045

Precinct	3,911	198	5.06%
Vote by Mail	3,911	3,169	81.03%
Total	3,911	3,367	86.09%

0003047

Precinct	1,215	53	4.36%
Vote by Mail	1,215	1,077	88.64%
Total	1,215	1,130	93.00%

0003048

Precinct	3,686	201	5.45%
Vote by Mail	3,686	2,842	77.10%
Total	3,686	3,043	82.56%

0003051

Precinct	2,555	73	2.86%
Vote by Mail	2,555	2,218	86.81%
Total	2,555	2,291	89.67%

0003053

Precinct	3,027	119	3.93%
Vote by Mail	3,027	2,573	85.00%
Total	3,027	2,692	88.93%

0003061

Precinct	101	10	9.90%
Vote by Mail	101	76	75.25%

	Total	101	86	85.15%
0003079				
	Precinct	668	28	4.19%
	Vote by Mail	668	543	81.29%
	Total	668	571	85.48%
0003080				
	Precinct	1,072	46	4.29%
	Vote by Mail	1,072	935	87.22%
	Total	1,072	981	91.51%
0003086				
	Precinct	3,417	141	4.13%
	Vote by Mail	3,417	2,985	87.36%
	Total	3,417	3,126	91.48%
0003087				
	Precinct	1,575	117	7.43%
	Vote by Mail	1,575	1,113	70.67%
	Total	1,575	1,230	78.10%
0003089				
	Precinct	0	0	N/A
	Vote by Mail	0	0	N/A
	Total	0	0	N/A
0003095				
	Precinct	5	0	0.00%
	Vote by Mail	5	2	40.00%
	Total	5	2	40.00%
0003101				
	Precinct	171	10	5.85%
	Vote by Mail	171	135	78.95%
	Total	171	145	84.80%
0003102				
	Precinct	613	35	5.71%
	Vote by Mail	613	496	80.91%
	Total	613	531	86.62%
0003103				
	Precinct	1,401	87	6.21%
	Vote by Mail	1,401	1,150	82.08%
	Total	1,401	1,237	88.29%
0003116				
	Precinct	925	40	4.32%
	Vote by Mail	925	778	84.11%
	Total	925	818	88.43%
0003117				
	Precinct	1,009	50	4.96%
	Vote by Mail	1,009	808	80.08%
	Total	1,009	858	85.03%
0003120				
	Precinct	627	39	6.22%
	Vote by Mail	627	487	77.67%
	Total	627	526	83.89%
0003122				
	Precinct	2,549	127	4.98%

Vote by Mail	2,549	2,145	84.15%
Total	2,549	2,272	89.13%

0003156

Precinct	178	10	5.62%
Vote by Mail	178	126	70.79%
Total	178	136	76.40%

0003402

Precinct	3,488	169	4.85%
Vote by Mail	3,488	2,867	82.20%
Total	3,488	3,036	87.04%

0003406

Precinct	3,417	282	8.25%
Vote by Mail	3,417	2,558	74.86%
Total	3,417	2,840	83.11%

0003407

Precinct	3,434	157	4.57%
Vote by Mail	3,434	2,821	82.15%
Total	3,434	2,978	86.72%

0003408

Precinct	4,039	242	5.99%
Vote by Mail	4,039	3,350	82.94%
Total	4,039	3,592	88.93%

0003409

Precinct	4,109	274	6.67%
Vote by Mail	4,109	3,278	79.78%
Total	4,109	3,552	86.44%

0003410

Precinct	4,179	206	4.93%
Vote by Mail	4,179	3,470	83.03%
Total	4,179	3,676	87.96%

0003417

Precinct	3,754	172	4.58%
Vote by Mail	3,754	3,107	82.77%
Total	3,754	3,279	87.35%

0003427

Precinct	3,240	183	5.65%
Vote by Mail	3,240	2,649	81.76%
Total	3,240	2,832	87.41%

0003434

Precinct	2,385	82	3.44%
Vote by Mail	2,385	2,129	89.27%
Total	2,385	2,211	92.70%

0003438

Precinct	4,335	177	4.08%
Vote by Mail	4,335	3,760	86.74%
Total	4,335	3,937	90.82%

003445

Precinct	4,000	203	5.08%
Vote by Mail	4,000	3,328	83.20%
Total	4,000	3,531	88.28%

0003601

	Precinct	1,493	38	2.55%
	Vote by Mail	1,493	1,297	86.87%
	Total	1,493	1,335	89.42%
0003602				
	Precinct	2,654	123	4.63%
	Vote by Mail	2,654	2,241	84.44%
	Total	2,654	2,364	89.07%
0003603				
	Precinct	1,443	56	3.88%
	Vote by Mail	1,443	1,229	85.17%
	Total	1,443	1,285	89.05%
0003604				
	Precinct	3,195	131	4.10%
	Vote by Mail	3,195	2,653	83.04%
	Total	3,195	2,784	87.14%
0003605				
	Precinct	3,612	171	4.73%
	Vote by Mail	3,612	2,957	81.87%
	Total	3,612	3,128	86.60%
0003606				
	Precinct	2,846	103	3.62%
	Vote by Mail	2,846	2,453	86.19%
	Total	2,846	2,556	89.81%
0003608				
	Precinct	3,234	135	4.17%
	Vote by Mail	3,234	2,669	82.53%
	Total	3,234	2,804	86.70%
0003609				
	Precinct	4,404	160	3.63%
	Vote by Mail	4,404	3,733	84.76%
	Total	4,404	3,893	88.40%
0003611				
	Precinct	3,101	114	3.68%
	Vote by Mail	3,101	2,638	85.07%
	Total	3,101	2,752	88.75%
0003614				
	Precinct	1,504	83	5.52%
	Vote by Mail	1,504	1,250	83.11%
	Total	1,504	1,333	88.63%
0003624				
	Precinct	3,889	152	3.91%
	Vote by Mail	3,889	3,261	83.85%
	Total	3,889	3,413	87.76%
0003635				
	Precinct	0	0	N/A
	Vote by Mail	0	0	N/A
	Total	0	0	N/A
0003652				
	Precinct	1,476	108	7.32%
	Vote by Mail	1,476	1,172	79.40%
	Total	1,476	1,280	86.72%

0003655

Precinct	219	15	6.85%
Vote by Mail	219	186	84.93%
Total	219	201	91.78%

0003669

Precinct	3	0	0.00%
Vote by Mail	3	2	66.67%
Total	3	2	66.67%

0003670

Precinct	160	8	5.00%
Vote by Mail	160	118	73.75%
Total	160	126	78.75%

0003777

Precinct	1,745	62	3.55%
Vote by Mail	1,745	1,551	88.88%
Total	1,745	1,613	92.44%

0003779

Precinct	146	3	2.05%
Vote by Mail	146	127	86.99%
Total	146	130	89.04%

0003782

Precinct	421	15	3.56%
Vote by Mail	421	356	84.56%
Total	421	371	88.12%

0003783

Precinct	423	11	2.60%
Vote by Mail	423	371	87.71%
Total	423	382	90.31%

0003801

Precinct	1,711	106	6.20%
Vote by Mail	1,711	1,447	84.57%
Total	1,711	1,553	90.77%

0003802

Precinct	2,793	132	4.73%
Vote by Mail	2,793	2,294	82.13%
Total	2,793	2,426	86.86%

0003803

Precinct	2,482	112	4.51%
Vote by Mail	2,482	2,024	81.55%
Total	2,482	2,136	86.06%

0003804

Precinct	1,112	81	7.28%
Vote by Mail	1,112	919	82.64%
Total	1,112	1,000	89.93%

0003810

Precinct	2,257	185	8.20%
Vote by Mail	2,257	1,697	75.19%
Total	2,257	1,882	83.39%

0003811

Precinct	2,865	163	5.69%
Vote by Mail	2,865	2,361	82.41%

	Total	2,865	2,524	88.10%
0003814				
	Precinct	2,713	179	6.60%
	Vote by Mail	2,713	2,179	80.32%
	Total	2,713	2,358	86.91%
0003820				
	Precinct	2,323	134	5.77%
	Vote by Mail	2,323	1,899	81.75%
	Total	2,323	2,033	87.52%
0003821				
	Precinct	1,089	61	5.60%
	Vote by Mail	1,089	831	76.31%
	Total	1,089	892	81.91%
0003825				
	Precinct	1,427	103	7.22%
	Vote by Mail	1,427	1,163	81.50%
	Total	1,427	1,266	88.72%
0003828				
	Precinct	1,215	59	4.86%
	Vote by Mail	1,215	1,041	85.68%
	Total	1,215	1,100	90.53%
0003835				
	Precinct	1,393	52	3.73%
	Vote by Mail	1,393	1,220	87.58%
	Total	1,393	1,272	91.31%
0003840				
	Precinct	2,253	152	6.75%
	Vote by Mail	2,253	1,845	81.89%
	Total	2,253	1,997	88.64%
0003846				
	Precinct	117	3	2.56%
	Vote by Mail	117	99	84.62%
	Total	117	102	87.18%
0003861				
	Precinct	82	3	3.66%
	Vote by Mail	82	63	76.83%
	Total	82	66	80.49%
0004401				
	Precinct	3,560	262	7.36%
	Vote by Mail	3,560	2,710	76.12%
	Total	3,560	2,972	83.48%
0004402				
	Precinct	4,133	263	6.36%
	Vote by Mail	4,133	3,093	74.84%
	Total	4,133	3,356	81.20%
0004403				
	Precinct	334	36	10.78%
	Vote by Mail	334	225	67.37%
	Total	334	261	78.14%
0004405				
	Precinct	4,385	307	7.00%

Vote by Mail	4,385	3,341	76.19%
Total	4,385	3,648	83.19%

0004407

Precinct	3,743	280	7.48%
Vote by Mail	3,743	2,856	76.30%
Total	3,743	3,136	83.78%

0004409

Precinct	4,845	333	6.87%
Vote by Mail	4,845	3,695	76.26%
Total	4,845	4,028	83.14%

0004411

Precinct	2,581	153	5.93%
Vote by Mail	2,581	2,123	82.25%
Total	2,581	2,276	88.18%

0004412

Precinct	4,345	250	5.75%
Vote by Mail	4,345	3,398	78.20%
Total	4,345	3,648	83.96%

0004414

Precinct	4,757	251	5.28%
Vote by Mail	4,757	3,807	80.03%
Total	4,757	4,058	85.31%

0004417

Precinct	3,982	220	5.52%
Vote by Mail	3,982	3,101	77.88%
Total	3,982	3,321	83.40%

0004665

Precinct	38	1	2.63%
Vote by Mail	38	30	78.95%
Total	38	31	81.58%

0004666

Precinct	7	0	0.00%
Vote by Mail	7	7	100.00%
Total	7	7	100.00%

0004671

Precinct	1,844	94	5.10%
Vote by Mail	1,844	1,568	85.03%
Total	1,844	1,662	90.13%

0004672

Precinct	1,031	43	4.17%
Vote by Mail	1,031	879	85.26%
Total	1,031	922	89.43%

0004674

Precinct	1,594	88	5.52%
Vote by Mail	1,594	1,362	85.45%
Total	1,594	1,450	90.97%

004675

Precinct	3,153	214	6.79%
Vote by Mail	3,153	2,638	83.67%
Total	3,153	2,852	90.45%

0004685

	Precinct	1,707	62	3.63%
	Vote by Mail	1,707	1,456	85.30%
	Total	1,707	1,518	88.93%
0004687				
	Precinct	1,777	69	3.88%
	Vote by Mail	1,777	1,555	87.51%
	Total	1,777	1,624	91.39%
0004688				
	Precinct	3,379	136	4.02%
	Vote by Mail	3,379	2,889	85.50%
	Total	3,379	3,025	89.52%
0004691				
	Precinct	2,285	109	4.77%
	Vote by Mail	2,285	1,904	83.33%
	Total	2,285	2,013	88.10%
0004696				
	Precinct	1,356	42	3.10%
	Vote by Mail	1,356	1,166	85.99%
	Total	1,356	1,208	89.09%
0004698				
	Precinct	1,201	49	4.08%
	Vote by Mail	1,201	1,026	85.43%
	Total	1,201	1,075	89.51%
0004699				
	Precinct	1,732	63	3.64%
	Vote by Mail	1,732	1,496	86.37%
	Total	1,732	1,559	90.01%
0004702				
	Precinct	1,089	51	4.68%
	Vote by Mail	1,089	911	83.65%
	Total	1,089	962	88.34%
0004715				
	Precinct	641	23	3.59%
	Vote by Mail	641	488	76.13%
	Total	641	511	79.72%
0004733				
	Precinct	51	7	13.73%
	Vote by Mail	51	40	78.43%
	Total	51	47	92.16%
0004801				
	Precinct	1,564	121	7.74%
	Vote by Mail	1,564	1,157	73.98%
	Total	1,564	1,278	81.71%
0004806				
	Precinct	3,037	211	6.95%
	Vote by Mail	3,037	2,505	82.48%
	Total	3,037	2,716	89.43%
0004811				
	Precinct	1,845	121	6.56%
	Vote by Mail	1,845	1,502	81.41%
	Total	1,845	1,623	87.97%

0004826

Precinct	1,603	102	6.36%
Vote by Mail	1,603	1,287	80.29%
Total	1,603	1,389	86.65%

0004827

Precinct	3,182	189	5.94%
Vote by Mail	3,182	2,555	80.30%
Total	3,182	2,744	86.24%

0004833

Precinct	2,168	140	6.46%
Vote by Mail	2,168	1,719	79.29%
Total	2,168	1,859	85.75%

0004851

Precinct	1,204	82	6.81%
Vote by Mail	1,204	953	79.15%
Total	1,204	1,035	85.96%

0004853

Precinct	2,222	110	4.95%
Vote by Mail	2,222	1,811	81.50%
Total	2,222	1,921	86.45%

0004858

Precinct	3,005	254	8.45%
Vote by Mail	3,005	2,298	76.47%
Total	3,005	2,552	84.93%

0004876

Precinct	3,740	232	6.20%
Vote by Mail	3,740	3,112	83.21%
Total	3,740	3,344	89.41%

0004881

Precinct	4,439	247	5.56%
Vote by Mail	4,439	3,791	85.40%
Total	4,439	4,038	90.97%

0004941

Precinct	3,088	211	6.83%
Vote by Mail	3,088	2,309	74.77%
Total	3,088	2,520	81.61%

0004942

Precinct	2,217	146	6.59%
Vote by Mail	2,217	1,766	79.66%
Total	2,217	1,912	86.24%

0004943

Precinct	107	8	7.48%
Vote by Mail	107	84	78.50%
Total	107	92	85.98%

0004944

Precinct	1,139	117	10.27%
Vote by Mail	1,139	681	59.79%
Total	1,139	798	70.06%

0004945

Precinct	1,582	138	8.72%
Vote by Mail	1,582	1,108	70.04%

	Total	1,582	1,246	78.76%
0004946	Precinct	3,484	272	7.81%
	Vote by Mail	3,484	2,500	71.76%
	Total	3,484	2,772	79.56%
0004949	Precinct	2,620	183	6.98%
	Vote by Mail	2,620	2,175	83.02%
	Total	2,620	2,358	90.00%
0004950	Precinct	2,320	183	7.89%
	Vote by Mail	2,320	1,851	79.78%
	Total	2,320	2,034	87.67%
0004954	Precinct	2,050	132	6.44%
	Vote by Mail	2,050	1,541	75.17%
	Total	2,050	1,673	81.61%
0004956	Precinct	270	25	9.26%
	Vote by Mail	270	184	68.15%
	Total	270	209	77.41%
0004958	Precinct	1,699	143	8.42%
	Vote by Mail	1,699	1,106	65.10%
	Total	1,699	1,249	73.51%
0004965	Precinct	3,097	204	6.59%
	Vote by Mail	3,097	2,497	80.63%
	Total	3,097	2,701	87.21%
0004969	Precinct	2,417	151	6.25%
	Vote by Mail	2,417	1,799	74.43%
	Total	2,417	1,950	80.68%
0004971	Precinct	944	52	5.51%
	Vote by Mail	944	779	82.52%
	Total	944	831	88.03%
0004973	Precinct	2,540	153	6.02%
	Vote by Mail	2,540	2,090	82.28%
	Total	2,540	2,243	88.31%
0004974	Precinct	1,119	92	8.22%
	Vote by Mail	1,119	833	74.44%
	Total	1,119	925	82.66%
0005449	Precinct	148	7	4.73%
	Vote by Mail	148	134	90.54%
	Total	148	141	95.27%
0005451	Precinct	17	0	0.00%

Vote by Mail	17	15	88.24%
Total	17	15	88.24%

0005454

Precinct	9	1	11.11%
Vote by Mail	9	7	77.78%
Total	9	8	88.89%

0005455

Precinct	0	0	N/A
Vote by Mail	0	0	N/A
Total	0	0	N/A

0005456

Precinct	4	0	0.00%
Vote by Mail	4	3	75.00%
Total	4	3	75.00%

0005458

Precinct	2	0	0.00%
Vote by Mail	2	0	0.00%
Total	2	0	0.00%

0005502

Precinct	464	27	5.82%
Vote by Mail	464	382	82.33%
Total	464	409	88.15%

0005503

Precinct	400	29	7.25%
Vote by Mail	400	273	68.25%
Total	400	302	75.50%

0005505

Precinct	374	16	4.28%
Vote by Mail	374	302	80.75%
Total	374	318	85.03%

0005507

Precinct	1	0	0.00%
Vote by Mail	1	0	0.00%
Total	1	0	0.00%

0005556

Precinct	1,648	136	8.25%
Vote by Mail	1,648	1,183	71.78%
Total	1,648	1,319	80.04%

0005557

Precinct	1,052	51	4.85%
Vote by Mail	1,052	870	82.70%
Total	1,052	921	87.55%

0005567

Precinct	616	44	7.14%
Vote by Mail	616	468	75.97%
Total	616	512	83.12%

0005742

Precinct	18	0	0.00%
Vote by Mail	18	17	94.44%
Total	18	17	94.44%

0005743

	Precinct	587	41	6.98%
	Vote by Mail	587	486	82.79%
	Total	587	527	89.78%
0005745				
	Precinct	493	28	5.68%
	Vote by Mail	493	423	85.80%
	Total	493	451	91.48%
0005747				
	Precinct	988	33	3.34%
	Vote by Mail	988	879	88.97%
	Total	988	912	92.31%
0005748				
	Precinct	1,927	173	8.98%
	Vote by Mail	1,927	1,569	81.42%
	Total	1,927	1,742	90.40%
0005756				
	Precinct	103	3	2.91%
	Vote by Mail	103	85	82.52%
	Total	103	88	85.44%
0005758				
	Precinct	187	3	1.60%
	Vote by Mail	187	168	89.84%
	Total	187	171	91.44%
0005759				
	Precinct	477	25	5.24%
	Vote by Mail	477	410	85.95%
	Total	477	435	91.19%
0005762				
	Precinct	298	8	2.68%
	Vote by Mail	298	258	86.58%
	Total	298	266	89.26%
0005763				
	Precinct	82	8	9.76%
	Vote by Mail	82	71	86.59%
	Total	82	79	96.34%
0005770				
	Precinct	181	3	1.66%
	Vote by Mail	181	162	89.50%
	Total	181	165	91.16%
0005775				
	Precinct	373	9	2.41%
	Vote by Mail	373	314	84.18%
	Total	373	323	86.60%
0005785				
	Precinct	0	0	N/A
	Vote by Mail	0	0	N/A
	Total	0	0	N/A
0005793				
	Precinct	0	0	N/A
	Vote by Mail	0	0	N/A
	Total	0	0	N/A

0005795

Precinct	3	0	0.00%
Vote by Mail	3	2	66.67%
Total	3	2	66.67%

0005804

Precinct	1,276	64	5.02%
Vote by Mail	1,276	1,070	83.86%
Total	1,276	1,134	88.87%

0005810

Precinct	415	27	6.51%
Vote by Mail	415	354	85.30%
Total	415	381	91.81%

0005811

Precinct	327	16	4.89%
Vote by Mail	327	274	83.79%
Total	327	290	88.69%

0005813

Precinct	60	4	6.67%
Vote by Mail	60	50	83.33%
Total	60	54	90.00%

0005814

Precinct	263	18	6.84%
Vote by Mail	263	213	80.99%
Total	263	231	87.83%

0005854

Precinct	2	0	0.00%
Vote by Mail	2	2	100.00%
Total	2	2	100.00%

0005879

Precinct	25	3	12.00%
Vote by Mail	25	20	80.00%
Total	25	23	92.00%

0005886

Precinct	22	3	13.64%
Vote by Mail	22	13	59.09%
Total	22	16	72.73%

0005888

Precinct	0	0	N/A
Vote by Mail	0	0	N/A
Total	0	0	N/A

0005894

Precinct	258	7	2.71%
Vote by Mail	258	220	85.27%
Total	258	227	87.98%

0005896

Precinct	4	0	0.00%
Vote by Mail	4	3	75.00%
Total	4	3	75.00%

0005901

Precinct	1	0	0.00%
Vote by Mail	1	0	0.00%

	Total	1	0	0.00%
0005902				
	Precinct	496	24	4.84%
	Vote by Mail	496	433	87.30%
	Total	496	457	92.14%
0005903				
	Precinct	679	52	7.66%
	Vote by Mail	679	537	79.09%
	Total	679	589	86.75%
0005906				
	Precinct	472	34	7.20%
	Vote by Mail	472	369	78.18%
	Total	472	403	85.38%
0005907				
	Precinct	9	0	0.00%
	Vote by Mail	9	8	88.89%
	Total	9	8	88.89%
0005911				
	Precinct	2,097	193	9.20%
	Vote by Mail	2,097	1,586	75.63%
	Total	2,097	1,779	84.84%
0005912				
	Precinct	212	16	7.55%
	Vote by Mail	212	144	67.92%
	Total	212	160	75.47%
0005914				
	Precinct	1,243	83	6.68%
	Vote by Mail	1,243	1,025	82.46%
	Total	1,243	1,108	89.14%
0005915				
	Precinct	1,049	60	5.72%
	Vote by Mail	1,049	863	82.27%
	Total	1,049	923	87.99%
0005916				
	Precinct	91	6	6.59%
	Vote by Mail	91	75	82.42%
	Total	91	81	89.01%
0005917				
	Precinct	296	22	7.43%
	Vote by Mail	296	232	78.38%
	Total	296	254	85.81%
0005919				
	Precinct	413	29	7.02%
	Vote by Mail	413	320	77.48%
	Total	413	349	84.50%
0005922				
	Precinct	628	58	9.24%
	Vote by Mail	628	472	75.16%
	Total	628	530	84.39%
0005925				
	Precinct	94	2	2.13%

Vote by Mail	94	79	84.04%
Total	94	81	86.17%

0005927

Precinct	1	0	0.00%
Vote by Mail	1	1	100.00%
Total	1	1	100.00%

0005929

Precinct	159	15	9.43%
Vote by Mail	159	120	75.47%
Total	159	135	84.91%

0005931

Precinct	160	5	3.13%
Vote by Mail	160	135	84.38%
Total	160	140	87.50%

0005936

Precinct	506	35	6.92%
Vote by Mail	506	391	77.27%
Total	506	426	84.19%

0005940

Precinct	59	8	13.56%
Vote by Mail	59	45	76.27%
Total	59	53	89.83%

0005947

Precinct	575	21	3.65%
Vote by Mail	575	484	84.17%
Total	575	505	87.83%

0005949

Precinct	685	50	7.30%
Vote by Mail	685	481	70.22%
Total	685	531	77.52%

0005950

Precinct	159	14	8.81%
Vote by Mail	159	123	77.36%
Total	159	137	86.16%

0005951

Precinct	6	0	0.00%
Vote by Mail	6	7	116.67%
Total	6	7	116.67%

0005955

Precinct	1,347	101	7.50%
Vote by Mail	1,347	1,053	78.17%
Total	1,347	1,154	85.67%

0005956

Precinct	1,192	57	4.78%
Vote by Mail	1,192	998	83.72%
Total	1,192	1,055	88.51%

0005957

Precinct	152	9	5.92%
Vote by Mail	152	116	76.32%
Total	152	125	82.24%

0005958

	Precinct	943	78	8.27%
	Vote by Mail	943	720	76.35%
	Total	943	798	84.62%
0005959	Precinct	103	3	2.91%
	Vote by Mail	103	78	75.73%
	Total	103	81	78.64%
0005965	Precinct	1,280	100	7.81%
	Vote by Mail	1,280	986	77.03%
	Total	1,280	1,086	84.84%
0005966	Precinct	241	13	5.39%
	Vote by Mail	241	177	73.44%
	Total	241	190	78.84%
0005975	Precinct	57	5	8.77%
	Vote by Mail	57	31	54.39%
	Total	57	36	63.16%
0005988	Precinct	2	0	0.00%
	Vote by Mail	2	0	0.00%
	Total	2	0	0.00%
0006023	Precinct	18	0	0.00%
	Vote by Mail	18	13	72.22%
	Total	18	13	72.22%
0006028	Precinct	73	1	1.37%
	Vote by Mail	73	59	80.82%
	Total	73	60	82.19%
0006031	Precinct	35	2	5.71%
	Vote by Mail	35	26	74.29%
	Total	35	28	80.00%
0006035	Precinct	0	0	N/A
	Vote by Mail	0	0	N/A
	Total	0	0	N/A
0006036	Precinct	0	0	N/A
	Vote by Mail	0	0	N/A
	Total	0	0	N/A
0006048	Precinct	24	0	0.00%
	Vote by Mail	24	21	87.50%
	Total	24	21	87.50%
0006401	Precinct	1	0	0.00%
	Vote by Mail	1	0	0.00%
	Total	1	0	0.00%

0006402

Precinct	100	2	2.00%
Vote by Mail	100	91	91.00%
Total	100	93	93.00%

0006404

Precinct	2,921	147	5.03%
Vote by Mail	2,921	2,383	81.58%
Total	2,921	2,530	86.61%

0006405

Precinct	11	0	0.00%
Vote by Mail	11	10	90.91%
Total	11	10	90.91%

0006410

Precinct	110	6	5.45%
Vote by Mail	110	89	80.91%
Total	110	95	86.36%

0006413

Precinct	10	0	0.00%
Vote by Mail	10	9	90.00%
Total	10	9	90.00%

0006418

Precinct	868	56	6.45%
Vote by Mail	868	709	81.68%
Total	868	765	88.13%

0006419

Precinct	64	5	7.81%
Vote by Mail	64	54	84.38%
Total	64	59	92.19%

0006423

Precinct	59	4	6.78%
Vote by Mail	59	49	83.05%
Total	59	53	89.83%

0006452

Precinct	1,297	106	8.17%
Vote by Mail	1,297	839	64.69%
Total	1,297	945	72.86%

0006454

Precinct	301	15	4.98%
Vote by Mail	301	232	77.08%
Total	301	247	82.06%

0006455

Precinct	3,400	207	6.09%
Vote by Mail	3,400	2,451	72.09%
Total	3,400	2,658	78.18%

0006491

Precinct	28	0	0.00%
Vote by Mail	28	24	85.71%
Total	28	24	85.71%

0006502

Precinct	376	24	6.38%
Vote by Mail	376	264	70.21%

	Total	376	288	76.60%
0006509				
	Precinct	23	3	13.04%
	Vote by Mail	23	12	52.17%
	Total	23	15	65.22%
0006510				
	Precinct	38	3	7.89%
	Vote by Mail	38	32	84.21%
	Total	38	35	92.11%
0006511				
	Precinct	152	5	3.29%
	Vote by Mail	152	125	82.24%
	Total	152	130	85.53%
0006515				
	Precinct	129	8	6.20%
	Vote by Mail	129	101	78.29%
	Total	129	109	84.50%
0006624				
	Precinct	7	0	0.00%
	Vote by Mail	7	7	100.00%
	Total	7	7	100.00%
0006625				
	Precinct	5	0	0.00%
	Vote by Mail	5	5	100.00%
	Total	5	5	100.00%
0006669				
	Precinct	85	1	1.18%
	Vote by Mail	85	76	89.41%
	Total	85	77	90.59%
0006678				
	Precinct	61	1	1.64%
	Vote by Mail	61	54	88.52%
	Total	61	55	90.16%
0007001				
	Precinct	2,136	158	7.40%
	Vote by Mail	2,136	1,599	74.86%
	Total	2,136	1,757	82.26%
0007005				
	Precinct	2,719	173	6.36%
	Vote by Mail	2,719	2,056	75.62%
	Total	2,719	2,229	81.98%
0007011				
	Precinct	378	29	7.67%
	Vote by Mail	378	292	77.25%
	Total	378	321	84.92%
0007012				
	Precinct	2,078	106	5.10%
	Vote by Mail	2,078	1,711	82.34%
	Total	2,078	1,817	87.44%
0007014				
	Precinct	2,416	103	4.26%

Vote by Mail	2,416	2,013	83.32%
Total	2,416	2,116	87.58%

0007019

Precinct	3,976	262	6.59%
Vote by Mail	3,976	3,056	76.86%
Total	3,976	3,318	83.45%

0007025

Precinct	3,425	203	5.93%
Vote by Mail	3,425	2,587	75.53%
Total	3,425	2,790	81.46%

0007028

Precinct	3,142	175	5.57%
Vote by Mail	3,142	2,522	80.27%
Total	3,142	2,697	85.84%

0007032

Precinct	4,060	189	4.66%
Vote by Mail	4,060	3,391	83.52%
Total	4,060	3,580	88.18%

0007036

Precinct	3,701	132	3.57%
Vote by Mail	3,701	3,161	85.41%
Total	3,701	3,293	88.98%

0007038

Precinct	321	17	5.30%
Vote by Mail	321	279	86.92%
Total	321	296	92.21%

0007041

Precinct	3,457	280	8.10%
Vote by Mail	3,457	2,582	74.69%
Total	3,457	2,862	82.79%

0007044

Precinct	2,098	141	6.72%
Vote by Mail	2,098	1,608	76.64%
Total	2,098	1,749	83.37%

0007046

Precinct	3,396	213	6.27%
Vote by Mail	3,396	2,567	75.59%
Total	3,396	2,780	81.86%

0007051

Precinct	0	0	N/A
Vote by Mail	0	0	N/A
Total	0	0	N/A

0007059

Precinct	549	48	8.74%
Vote by Mail	549	407	74.13%
Total	549	455	82.88%

0007061

Precinct	2,225	103	4.63%
Vote by Mail	2,225	1,882	84.58%
Total	2,225	1,985	89.21%

0007062

	Precinct	2,982	183	6.14%
	Vote by Mail	2,982	2,366	79.34%
	Total	2,982	2,549	85.48%
0007079				
	Precinct	2,131	121	5.68%
	Vote by Mail	2,131	1,791	84.05%
	Total	2,131	1,912	89.72%
0007081				
	Precinct	1,922	100	5.20%
	Vote by Mail	1,922	1,634	85.02%
	Total	1,922	1,734	90.22%
0007089				
	Precinct	1,362	53	3.89%
	Vote by Mail	1,362	1,161	85.24%
	Total	1,362	1,214	89.13%
0007201				
	Precinct	489	22	4.50%
	Vote by Mail	489	398	81.39%
	Total	489	420	85.89%
0007202				
	Precinct	1,040	76	7.31%
	Vote by Mail	1,040	743	71.44%
	Total	1,040	819	78.75%
0007203				
	Precinct	701	56	7.99%
	Vote by Mail	701	476	67.90%
	Total	701	532	75.89%
0007205				
	Precinct	3,320	230	6.93%
	Vote by Mail	3,320	2,382	71.75%
	Total	3,320	2,612	78.67%
0007214				
	Precinct	2,130	162	7.61%
	Vote by Mail	2,130	1,607	75.45%
	Total	2,130	1,769	83.05%
0007217				
	Precinct	4,044	302	7.47%
	Vote by Mail	4,044	2,787	68.92%
	Total	4,044	3,089	76.38%
0007219				
	Precinct	1,185	55	4.64%
	Vote by Mail	1,185	934	78.82%
	Total	1,185	989	83.46%
0007221				
	Precinct	1,804	91	5.04%
	Vote by Mail	1,804	1,469	81.43%
	Total	1,804	1,560	86.47%
0007224				
	Precinct	1,022	77	7.53%
	Vote by Mail	1,022	754	73.78%
	Total	1,022	831	81.31%

0007231

Precinct	826	65	7.87%
Vote by Mail	826	653	79.06%
Total	826	718	86.92%

0007235

Precinct	2,681	227	8.47%
Vote by Mail	2,681	1,936	72.21%
Total	2,681	2,163	80.68%

0007237

Precinct	2,778	221	7.96%
Vote by Mail	2,778	2,070	74.51%
Total	2,778	2,291	82.47%

0007245

Precinct	295	16	5.42%
Vote by Mail	295	247	83.73%
Total	295	263	89.15%

0007246

Precinct	1,654	80	4.84%
Vote by Mail	1,654	1,293	78.17%
Total	1,654	1,373	83.01%

0007248

Precinct	2,685	185	6.89%
Vote by Mail	2,685	2,121	78.99%
Total	2,685	2,306	85.88%

0007252

Precinct	3,672	244	6.64%
Vote by Mail	3,672	2,686	73.15%
Total	3,672	2,930	79.79%

0007255

Precinct	3,699	251	6.79%
Vote by Mail	3,699	2,723	73.61%
Total	3,699	2,974	80.40%

0007257

Precinct	1,653	80	4.84%
Vote by Mail	1,653	1,363	82.46%
Total	1,653	1,443	87.30%

0007261

Precinct	2,322	187	8.05%
Vote by Mail	2,322	1,834	78.98%
Total	2,322	2,021	87.04%

0007264

Precinct	2,647	199	7.52%
Vote by Mail	2,647	2,058	77.75%
Total	2,647	2,257	85.27%

0007271

Precinct	3,185	174	5.46%
Vote by Mail	3,185	2,608	81.88%
Total	3,185	2,782	87.35%

0007273

Precinct	3,592	214	5.96%
Vote by Mail	3,592	3,002	83.57%

	Total	3,592	3,216	89.53%
0007282	Precinct	2,151	122	5.67%
	Vote by Mail	2,151	1,718	79.87%
	Total	2,151	1,840	85.54%
0007294	Precinct	778	42	5.40%
	Vote by Mail	778	611	78.53%
	Total	778	653	83.93%
0007295	Precinct	2,045	111	5.43%
	Vote by Mail	2,045	1,633	79.85%
	Total	2,045	1,744	85.28%
0007298	Precinct	1,362	86	6.31%
	Vote by Mail	1,362	1,123	82.45%
	Total	1,362	1,209	88.77%
0007299	Precinct	1,137	66	5.80%
	Vote by Mail	1,137	904	79.51%
	Total	1,137	970	85.31%
0007306	Precinct	0	0	N/A
	Vote by Mail	0	0	N/A
	Total	0	0	N/A
0007401	Precinct	0	1	N/A
	Vote by Mail	0	0	N/A
	Total	0	1	N/A
0007402	Precinct	660	34	5.15%
	Vote by Mail	660	486	73.64%
	Total	660	520	78.79%
0007403	Precinct	1,650	146	8.85%
	Vote by Mail	1,650	1,281	77.64%
	Total	1,650	1,427	86.48%
0007408	Precinct	966	29	3.00%
	Vote by Mail	966	754	78.05%
	Total	966	783	81.06%
0007409	Precinct	494	29	5.87%
	Vote by Mail	494	322	65.18%
	Total	494	351	71.05%
0007410	Precinct	8	2	25.00%
	Vote by Mail	8	4	50.00%
	Total	8	6	75.00%
0007411	Precinct	58	6	10.34%

Vote by Mail	58	21	36.21%
Total	58	27	46.55%

0007414

Precinct	392	19	4.85%
Vote by Mail	392	319	81.38%
Total	392	338	86.22%

0007415

Precinct	53	1	1.89%
Vote by Mail	53	45	84.91%
Total	53	46	86.79%

0007416

Precinct	250	16	6.40%
Vote by Mail	250	154	61.60%
Total	250	170	68.00%

0007417

Precinct	3,477	208	5.98%
Vote by Mail	3,477	2,740	78.80%
Total	3,477	2,948	84.79%

0007418

Precinct	2,233	119	5.33%
Vote by Mail	2,233	1,579	70.71%
Total	2,233	1,698	76.04%

0007419

Precinct	1,353	64	4.73%
Vote by Mail	1,353	1,101	81.37%
Total	1,353	1,165	86.10%

0007430

Precinct	3,307	242	7.32%
Vote by Mail	3,307	2,337	70.67%
Total	3,307	2,579	77.99%

0007435

Precinct	3,152	210	6.66%
Vote by Mail	3,152	2,184	69.29%
Total	3,152	2,394	75.95%

0007436

Precinct	4,845	293	6.05%
Vote by Mail	4,845	3,431	70.82%
Total	4,845	3,724	76.86%

0007438

Precinct	419	48	11.46%
Vote by Mail	419	291	69.45%
Total	419	339	80.91%

0007440

Precinct	72	7	9.72%
Vote by Mail	72	41	56.94%
Total	72	48	66.67%

0007441

Precinct	2,350	130	5.53%
Vote by Mail	2,350	1,728	73.53%
Total	2,350	1,858	79.06%

0007442

	Precinct	356	37	10.39%
	Vote by Mail	356	223	62.64%
	Total	356	260	73.03%
0007447				
	Precinct	3,253	245	7.53%
	Vote by Mail	3,253	1,777	54.63%
	Total	3,253	2,022	62.16%
0007458				
	Precinct	2,928	299	10.21%
	Vote by Mail	2,928	1,566	53.48%
	Total	2,928	1,865	63.70%
0007459				
	Precinct	3,365	295	8.77%
	Vote by Mail	3,365	2,379	70.70%
	Total	3,365	2,674	79.47%
0007470				
	Precinct	2,646	183	6.92%
	Vote by Mail	2,646	1,980	74.83%
	Total	2,646	2,163	81.75%
0007471				
	Precinct	4,273	304	7.11%
	Vote by Mail	4,273	2,774	64.92%
	Total	4,273	3,078	72.03%
0007479				
	Precinct	1,875	139	7.41%
	Vote by Mail	1,875	1,204	64.21%
	Total	1,875	1,343	71.63%
0007483				
	Precinct	3,183	273	8.58%
	Vote by Mail	3,183	2,096	65.85%
	Total	3,183	2,369	74.43%
0007601				
	Precinct	3,927	279	7.10%
	Vote by Mail	3,927	2,897	73.77%
	Total	3,927	3,176	80.88%
0007606				
	Precinct	4,352	291	6.69%
	Vote by Mail	4,352	3,235	74.33%
	Total	4,352	3,526	81.02%
0007609				
	Precinct	1,044	100	9.58%
	Vote by Mail	1,044	717	68.68%
	Total	1,044	817	78.26%
0007615				
	Precinct	1,407	113	8.03%
	Vote by Mail	1,407	963	68.44%
	Total	1,407	1,076	76.47%
0007619				
	Precinct	2,469	158	6.40%
	Vote by Mail	2,469	1,878	76.06%
	Total	2,469	2,036	82.46%

0007620

Precinct	3,744	185	4.94%
Vote by Mail	3,744	2,965	79.19%
Total	3,744	3,150	84.13%

0007621

Precinct	4,374	257	5.88%
Vote by Mail	4,374	3,397	77.66%
Total	4,374	3,654	83.54%

0007624

Precinct	3,107	182	5.86%
Vote by Mail	3,107	2,438	78.47%
Total	3,107	2,620	84.33%

0007632

Precinct	3,674	249	6.78%
Vote by Mail	3,674	2,855	77.71%
Total	3,674	3,104	84.49%

0007634

Precinct	2,025	123	6.07%
Vote by Mail	2,025	1,645	81.23%
Total	2,025	1,768	87.31%

0007648

Precinct	3,583	184	5.14%
Vote by Mail	3,583	2,822	78.76%
Total	3,583	3,006	83.90%

0007654

Precinct	4,833	258	5.34%
Vote by Mail	4,833	3,679	76.12%
Total	4,833	3,937	81.46%

0007660

Precinct	3,885	218	5.61%
Vote by Mail	3,885	2,961	76.22%
Total	3,885	3,179	81.83%

0007666

Precinct	3,876	231	5.96%
Vote by Mail	3,876	3,113	80.31%
Total	3,876	3,344	86.27%

0007670

Precinct	118	2	1.69%
Vote by Mail	118	101	85.59%
Total	118	103	87.29%

0007673

Precinct	1	0	0.00%
Vote by Mail	1	0	0.00%
Total	1	0	0.00%

0007674

Precinct	3	0	0.00%
Vote by Mail	3	0	0.00%
Total	3	0	0.00%

0007677

Precinct	4,292	211	4.92%
Vote by Mail	4,292	3,303	76.96%

	Total	4,292	3,514	81.87%
0007680	Precinct	2,456	154	6.27%
	Vote by Mail	2,456	1,928	78.50%
	Total	2,456	2,082	84.77%
0007689	Precinct	16	0	0.00%
	Vote by Mail	16	13	81.25%
	Total	16	13	81.25%
0007690	Precinct	1,264	56	4.43%
	Vote by Mail	1,264	963	76.19%
	Total	1,264	1,019	80.62%
0007801	Precinct	881	54	6.13%
	Vote by Mail	881	698	79.23%
	Total	881	752	85.36%
0007802	Precinct	458	25	5.46%
	Vote by Mail	458	350	76.42%
	Total	458	375	81.88%
0007803	Precinct	1,204	63	5.23%
	Vote by Mail	1,204	925	76.83%
	Total	1,204	988	82.06%
0007805	Precinct	2,246	124	5.52%
	Vote by Mail	2,246	1,695	75.47%
	Total	2,246	1,819	80.99%
0007810	Precinct	309	17	5.50%
	Vote by Mail	309	228	73.79%
	Total	309	245	79.29%
0007811	Precinct	230	17	7.39%
	Vote by Mail	230	166	72.17%
	Total	230	183	79.57%
0007812	Precinct	1,728	96	5.56%
	Vote by Mail	1,728	1,324	76.62%
	Total	1,728	1,420	82.18%
0007816	Precinct	288	28	9.72%
	Vote by Mail	288	216	75.00%
	Total	288	244	84.72%
0007817	Precinct	12	0	0.00%
	Vote by Mail	12	9	75.00%
	Total	12	9	75.00%
0007818	Precinct	257	8	3.11%

	Vote by Mail	257	217	84.44%
	Total	257	225	87.55%
0007821				
	Precinct	4,767	296	6.21%
	Vote by Mail	4,767	3,254	68.26%
	Total	4,767	3,550	74.47%
0007826				
	Precinct	4,223	274	6.49%
	Vote by Mail	4,223	2,817	66.71%
	Total	4,223	3,091	73.19%
0007827				
	Precinct	1,536	119	7.75%
	Vote by Mail	1,536	1,007	65.56%
	Total	1,536	1,126	73.31%
0007832				
	Precinct	2,704	217	8.03%
	Vote by Mail	2,704	1,794	66.35%
	Total	2,704	2,011	74.37%
0007833				
	Precinct	3,385	254	7.50%
	Vote by Mail	3,385	2,279	67.33%
	Total	3,385	2,533	74.83%
0007843				
	Precinct	5,001	376	7.52%
	Vote by Mail	5,001	3,331	66.61%
	Total	5,001	3,707	74.13%
0007849				
	Precinct	3,380	232	6.86%
	Vote by Mail	3,380	2,271	67.19%
	Total	3,380	2,503	74.05%
0007850				
	Precinct	2,424	205	8.46%
	Vote by Mail	2,424	1,625	67.04%
	Total	2,424	1,830	75.50%
0007851				
	Precinct	1,426	71	4.98%
	Vote by Mail	1,426	1,127	79.03%
	Total	1,426	1,198	84.01%
0007861				
	Precinct	2,087	153	7.33%
	Vote by Mail	2,087	1,425	68.28%
	Total	2,087	1,578	75.61%
0007867				
	Precinct	3,759	228	6.07%
	Vote by Mail	3,759	2,634	70.07%
	Total	3,759	2,862	76.14%
0007874				
	Precinct	507	20	3.94%
	Vote by Mail	507	357	70.41%
	Total	507	377	74.36%
0007880				

	Precinct	5	3	60.00%
	Vote by Mail	5	4	80.00%
	Total	5	7	140.00%
0008001				
	Precinct	273	11	4.03%
	Vote by Mail	273	228	83.52%
	Total	273	239	87.55%
0008002				
	Precinct	465	24	5.16%
	Vote by Mail	465	354	76.13%
	Total	465	378	81.29%
0008003				
	Precinct	2,865	167	5.83%
	Vote by Mail	2,865	2,368	82.65%
	Total	2,865	2,535	88.48%
0008005				
	Precinct	4,023	184	4.57%
	Vote by Mail	4,023	3,374	83.87%
	Total	4,023	3,558	88.44%
0008007				
	Precinct	761	57	7.49%
	Vote by Mail	761	590	77.53%
	Total	761	647	85.02%
0008011				
	Precinct	492	23	4.67%
	Vote by Mail	492	414	84.15%
	Total	492	437	88.82%
0008012				
	Precinct	16	1	6.25%
	Vote by Mail	16	16	100.00%
	Total	16	17	106.25%
0008013				
	Precinct	109	5	4.59%
	Vote by Mail	109	79	72.48%
	Total	109	84	77.06%
0008016				
	Precinct	4,535	311	6.86%
	Vote by Mail	4,535	3,526	77.75%
	Total	4,535	3,837	84.61%
0008017				
	Precinct	1,925	136	7.06%
	Vote by Mail	1,925	1,462	75.95%
	Total	1,925	1,598	83.01%
0008022				
	Precinct	969	60	6.19%
	Vote by Mail	969	762	78.64%
	Total	969	822	84.83%
0008023				
	Precinct	970	62	6.39%
	Vote by Mail	970	765	78.87%
	Total	970	827	85.26%

0008026

Precinct	1,174	105	8.94%
Vote by Mail	1,174	759	64.65%
Total	1,174	864	73.59%

0008028

Precinct	382	26	6.81%
Vote by Mail	382	270	70.68%
Total	382	296	77.49%

0008029

Precinct	170	9	5.29%
Vote by Mail	170	125	73.53%
Total	170	134	78.82%

0008030

Precinct	1,148	85	7.40%
Vote by Mail	1,148	860	74.91%
Total	1,148	945	82.32%

0008033

Precinct	282	14	4.96%
Vote by Mail	282	222	78.72%
Total	282	236	83.69%

0008034

Precinct	290	21	7.24%
Vote by Mail	290	184	63.45%
Total	290	205	70.69%

0008038

Precinct	4	0	0.00%
Vote by Mail	4	4	100.00%
Total	4	4	100.00%

0008040

Precinct	630	50	7.94%
Vote by Mail	630	465	73.81%
Total	630	515	81.75%

0008047

Precinct	2,162	129	5.97%
Vote by Mail	2,162	1,753	81.08%
Total	2,162	1,882	87.05%

0008049

Precinct	59	2	3.39%
Vote by Mail	59	42	71.19%
Total	59	44	74.58%

0008050

Precinct	1,860	99	5.32%
Vote by Mail	1,860	1,354	72.80%
Total	1,860	1,453	78.12%

0008053

Precinct	2,999	172	5.74%
Vote by Mail	2,999	2,368	78.96%
Total	2,999	2,540	84.69%

0008054

Precinct	2,428	113	4.65%
Vote by Mail	2,428	2,001	82.41%

	Total	2,428	2,114	87.07%
0008055	Precinct	339	16	4.72%
	Vote by Mail	339	262	77.29%
	Total	339	278	82.01%
0008062	Precinct	3,284	205	6.24%
	Vote by Mail	3,284	2,422	73.75%
	Total	3,284	2,627	79.99%
0008066	Precinct	1,063	77	7.24%
	Vote by Mail	1,063	855	80.43%
	Total	1,063	932	87.68%
0008067	Precinct	3,081	170	5.52%
	Vote by Mail	3,081	2,599	84.36%
	Total	3,081	2,769	89.87%
0008068	Precinct	49	5	10.20%
	Vote by Mail	49	36	73.47%
	Total	49	41	83.67%
0008072	Precinct	606	32	5.28%
	Vote by Mail	606	521	85.97%
	Total	606	553	91.25%
0008073	Precinct	563	36	6.39%
	Vote by Mail	563	426	75.67%
	Total	563	462	82.06%
0008079	Precinct	2,822	118	4.18%
	Vote by Mail	2,822	2,442	86.53%
	Total	2,822	2,560	90.72%
0008082	Precinct	2,118	90	4.25%
	Vote by Mail	2,118	1,802	85.08%
	Total	2,118	1,892	89.33%
0008085	Precinct	1,419	55	3.88%
	Vote by Mail	1,419	1,216	85.69%
	Total	1,419	1,271	89.57%
0008089	Precinct	2,970	126	4.24%
	Vote by Mail	2,970	2,555	86.03%
	Total	2,970	2,681	90.27%
0008092	Precinct	91	5	5.49%
	Vote by Mail	91	71	78.02%
	Total	91	76	83.52%
0008093	Precinct	55	1	1.82%

Vote by Mail	55	49	89.09%
Total	55	50	90.91%

0008096

Precinct	2,762	140	5.07%
Vote by Mail	2,762	2,376	86.02%
Total	2,762	2,516	91.09%

0008101

Precinct	1,515	107	7.06%
Vote by Mail	1,515	1,088	71.82%
Total	1,515	1,195	78.88%

0008104

Precinct	164	4	2.44%
Vote by Mail	164	144	87.80%
Total	164	148	90.24%

0008105

Precinct	423	9	2.13%
Vote by Mail	423	390	92.20%
Total	423	399	94.33%

0008117

Precinct	1,915	101	5.27%
Vote by Mail	1,915	1,654	86.37%
Total	1,915	1,755	91.64%

0008122

Precinct	2,730	162	5.93%
Vote by Mail	2,730	2,095	76.74%
Total	2,730	2,257	82.67%

0008128

Precinct	10	0	0.00%
Vote by Mail	10	0	0.00%
Total	10	0	0.00%

0008133

Precinct	20	0	0.00%
Vote by Mail	20	15	75.00%
Total	20	15	75.00%

0008201

Precinct	2,933	266	9.07%
Vote by Mail	2,933	2,013	68.63%
Total	2,933	2,279	77.70%

0008203

Precinct	3,023	261	8.63%
Vote by Mail	3,023	1,945	64.34%
Total	3,023	2,206	72.97%

0008205

Precinct	3,725	354	9.50%
Vote by Mail	3,725	2,474	66.42%
Total	3,725	2,828	75.92%

008208

Precinct	3,106	188	6.05%
Vote by Mail	3,106	2,036	65.55%
Total	3,106	2,224	71.60%

0008212

	Precinct	1,552	154	9.92%
	Vote by Mail	1,552	987	63.60%
	Total	1,552	1,141	73.52%
0008214				
	Precinct	602	43	7.14%
	Vote by Mail	602	287	47.67%
	Total	602	330	54.82%
0008227				
	Precinct	4,001	285	7.12%
	Vote by Mail	4,001	2,703	67.56%
	Total	4,001	2,988	74.68%
0008228				
	Precinct	2,382	115	4.83%
	Vote by Mail	2,382	1,892	79.43%
	Total	2,382	2,007	84.26%
0008230				
	Precinct	3,764	266	7.07%
	Vote by Mail	3,764	2,805	74.52%
	Total	3,764	3,071	81.59%
0008231				
	Precinct	2,526	193	7.64%
	Vote by Mail	2,526	1,736	68.73%
	Total	2,526	1,929	76.37%
0008232				
	Precinct	4,524	372	8.22%
	Vote by Mail	4,524	3,184	70.38%
	Total	4,524	3,556	78.60%
0008236				
	Precinct	4,911	344	7.00%
	Vote by Mail	4,911	3,450	70.25%
	Total	4,911	3,794	77.26%
0008246				
	Precinct	2,902	217	7.48%
	Vote by Mail	2,902	2,054	70.78%
	Total	2,902	2,271	78.26%
0008254				
	Precinct	3,016	231	7.66%
	Vote by Mail	3,016	1,948	64.59%
	Total	3,016	2,179	72.25%
0008262				
	Precinct	2,099	131	6.24%
	Vote by Mail	2,099	1,588	75.66%
	Total	2,099	1,719	81.90%
0008264				
	Precinct	2,143	147	6.86%
	Vote by Mail	2,143	1,542	71.96%
	Total	2,143	1,689	78.81%
0008401				
	Precinct	2,543	148	5.82%
	Vote by Mail	2,543	1,801	70.82%
	Total	2,543	1,949	76.64%

0008404

Precinct	5,049	357	7.07%
Vote by Mail	5,049	3,566	70.63%
Total	5,049	3,923	77.70%

0008408

Precinct	1,578	117	7.41%
Vote by Mail	1,578	1,189	75.35%
Total	1,578	1,306	82.76%

0008409

Precinct	1,567	90	5.74%
Vote by Mail	1,567	1,196	76.32%
Total	1,567	1,286	82.07%

0008414

Precinct	469	30	6.40%
Vote by Mail	469	374	79.74%
Total	469	404	86.14%

0008418

Precinct	538	20	3.72%
Vote by Mail	538	443	82.34%
Total	538	463	86.06%

0008421

Precinct	49	1	2.04%
Vote by Mail	49	43	87.76%
Total	49	44	89.80%

0008423

Precinct	2	1	50.00%
Vote by Mail	2	1	50.00%
Total	2	2	100.00%

0008430

Precinct	3,972	272	6.85%
Vote by Mail	3,972	2,961	74.55%
Total	3,972	3,233	81.39%

0008435

Precinct	4,237	212	5.00%
Vote by Mail	4,237	3,448	81.38%
Total	4,237	3,660	86.38%

0008438

Precinct	4,863	354	7.28%
Vote by Mail	4,863	3,591	73.84%
Total	4,863	3,945	81.12%

0008439

Precinct	3,957	231	5.84%
Vote by Mail	3,957	2,959	74.78%
Total	3,957	3,190	80.62%

0008445

Precinct	2,413	109	4.52%
Vote by Mail	2,413	2,029	84.09%
Total	2,413	2,138	88.60%

0008447

Precinct	10	0	0.00%
Vote by Mail	10	9	90.00%

	Total	10	9	90.00%
0008456				
	Precinct	4,489	253	5.64%
	Vote by Mail	4,489	3,642	81.13%
	Total	4,489	3,895	86.77%
0008457				
	Precinct	4,349	288	6.62%
	Vote by Mail	4,349	3,518	80.89%
	Total	4,349	3,806	87.51%
0008464				
	Precinct	4,207	290	6.89%
	Vote by Mail	4,207	3,201	76.09%
	Total	4,207	3,491	82.98%
0008470				
	Precinct	4,024	212	5.27%
	Vote by Mail	4,024	3,388	84.19%
	Total	4,024	3,600	89.46%
0008472				
	Precinct	3,480	195	5.60%
	Vote by Mail	3,480	2,795	80.32%
	Total	3,480	2,990	85.92%
0008486				
	Precinct	4,200	220	5.24%
	Vote by Mail	4,200	3,523	83.88%
	Total	4,200	3,743	89.12%
0008492				
	Precinct	4,467	134	3.00%
	Vote by Mail	4,467	3,935	88.09%
	Total	4,467	4,069	91.09%
0008502				
	Precinct	258	8	3.10%
	Vote by Mail	258	221	85.66%
	Total	258	229	88.76%
0008601				
	Precinct	586	45	7.68%
	Vote by Mail	586	457	77.99%
	Total	586	502	85.67%
0008603				
	Precinct	2,632	151	5.74%
	Vote by Mail	2,632	2,196	83.43%
	Total	2,632	2,347	89.17%
0008605				
	Precinct	3,541	234	6.61%
	Vote by Mail	3,541	2,842	80.26%
	Total	3,541	3,076	86.87%
0008609				
	Precinct	0	2	N/A
	Vote by Mail	0	0	N/A
	Total	0	2	N/A
0008610				
	Precinct	1,728	109	6.31%

Vote by Mail	1,728	1,452	84.03%
Total	1,728	1,561	90.34%

0008612

Precinct	2,526	126	4.99%
Vote by Mail	2,526	2,170	85.91%
Total	2,526	2,296	90.89%

0008615

Precinct	2,336	107	4.58%
Vote by Mail	2,336	2,006	85.87%
Total	2,336	2,113	90.45%

0008619

Precinct	815	31	3.80%
Vote by Mail	815	689	84.54%
Total	815	720	88.34%

0008625

Precinct	132	7	5.30%
Vote by Mail	132	89	67.42%
Total	132	96	72.73%

0008627

Precinct	1,434	88	6.14%
Vote by Mail	1,434	1,178	82.15%
Total	1,434	1,266	88.28%

0008629

Precinct	2,148	128	5.96%
Vote by Mail	2,148	1,722	80.17%
Total	2,148	1,850	86.13%

0008630

Precinct	2,906	173	5.95%
Vote by Mail	2,906	2,355	81.04%
Total	2,906	2,528	86.99%

0008631

Precinct	1,689	93	5.51%
Vote by Mail	1,689	1,405	83.19%
Total	1,689	1,498	88.69%

0008634

Precinct	508	38	7.48%
Vote by Mail	508	364	71.65%
Total	508	402	79.13%

0008636

Precinct	456	30	6.58%
Vote by Mail	456	374	82.02%
Total	456	404	88.60%

0008645

Precinct	3,394	182	5.36%
Vote by Mail	3,394	2,864	84.38%
Total	3,394	3,046	89.75%

0008648

Precinct	3,033	141	4.65%
Vote by Mail	3,033	2,513	82.86%
Total	3,033	2,654	87.50%

0008650

	Precinct	421	33	7.84%
	Vote by Mail	421	341	81.00%
	Total	421	374	88.84%
0008653				
	Precinct	260	11	4.23%
	Vote by Mail	260	228	87.69%
	Total	260	239	91.92%
0008654				
	Precinct	311	20	6.43%
	Vote by Mail	311	251	80.71%
	Total	311	271	87.14%
0008655				
	Precinct	0	0	N/A
	Vote by Mail	0	0	N/A
	Total	0	0	N/A
0008657				
	Precinct	766	45	5.87%
	Vote by Mail	766	610	79.63%
	Total	766	655	85.51%
0008658				
	Precinct	3,874	218	5.63%
	Vote by Mail	3,874	3,156	81.47%
	Total	3,874	3,374	87.09%
0008670				
	Precinct	2,848	196	6.88%
	Vote by Mail	2,848	2,007	70.47%
	Total	2,848	2,203	77.35%
0008675				
	Precinct	1,559	124	7.95%
	Vote by Mail	1,559	1,204	77.23%
	Total	1,559	1,328	85.18%
0008676				
	Precinct	3,196	172	5.38%
	Vote by Mail	3,196	2,468	77.22%
	Total	3,196	2,640	82.60%
0008680				
	Precinct	2,189	93	4.25%
	Vote by Mail	2,189	1,888	86.25%
	Total	2,189	1,981	90.50%
0008683				
	Precinct	3,591	198	5.51%
	Vote by Mail	3,591	3,028	84.32%
	Total	3,591	3,226	89.84%
0008687				
	Precinct	3,452	204	5.91%
	Vote by Mail	3,452	2,785	80.68%
	Total	3,452	2,989	86.59%
0008697				
	Precinct	3,637	205	5.64%
	Vote by Mail	3,637	2,928	80.51%
	Total	3,637	3,133	86.14%

0008801

Precinct	2,428	189	7.78%
Vote by Mail	2,428	1,819	74.92%
Total	2,428	2,008	82.70%

0008805

Precinct	1,963	106	5.40%
Vote by Mail	1,963	1,582	80.59%
Total	1,963	1,688	85.99%

0008809

Precinct	3,399	183	5.38%
Vote by Mail	3,399	2,563	75.40%
Total	3,399	2,746	80.79%

0008812

Precinct	2,026	165	8.14%
Vote by Mail	2,026	1,390	68.61%
Total	2,026	1,555	76.75%

0008817

Precinct	1,041	56	5.38%
Vote by Mail	1,041	863	82.90%
Total	1,041	919	88.28%

0008820

Precinct	2,110	124	5.88%
Vote by Mail	2,110	1,758	83.32%
Total	2,110	1,882	89.19%

0008822

Precinct	2,375	142	5.98%
Vote by Mail	2,375	1,820	76.63%
Total	2,375	1,962	82.61%

0008828

Precinct	803	49	6.10%
Vote by Mail	803	640	79.70%
Total	803	689	85.80%

0008829

Precinct	721	41	5.69%
Vote by Mail	721	574	79.61%
Total	721	615	85.30%

0008832

Precinct	2,104	104	4.94%
Vote by Mail	2,104	1,793	85.22%
Total	2,104	1,897	90.16%

0008834

Precinct	1,266	98	7.74%
Vote by Mail	1,266	914	72.20%
Total	1,266	1,012	79.94%

0008838

Precinct	300	23	7.67%
Vote by Mail	300	235	78.33%
Total	300	258	86.00%

0008839

Precinct	3,405	222	6.52%
Vote by Mail	3,405	2,549	74.86%

	Total	3,405	2,771	81.38%
0008844	Precinct	3,471	216	6.22%
	Vote by Mail	3,471	2,790	80.38%
	Total	3,471	3,006	86.60%
0008848	Precinct	1,841	125	6.79%
	Vote by Mail	1,841	1,448	78.65%
	Total	1,841	1,573	85.44%
0008853	Precinct	2,363	137	5.80%
	Vote by Mail	2,363	1,903	80.53%
	Total	2,363	2,040	86.33%
0008857	Precinct	1,646	74	4.50%
	Vote by Mail	1,646	1,443	87.67%
	Total	1,646	1,517	92.16%
0008858	Precinct	2,376	116	4.88%
	Vote by Mail	2,376	2,051	86.32%
	Total	2,376	2,167	91.20%
0008862	Precinct	2,560	148	5.78%
	Vote by Mail	2,560	2,114	82.58%
	Total	2,560	2,262	88.36%
0008868	Precinct	131	8	6.11%
	Vote by Mail	131	115	87.79%
	Total	131	123	93.89%
0008873	Precinct	1,045	56	5.36%
	Vote by Mail	1,045	880	84.21%
	Total	1,045	936	89.57%
0008874	Precinct	21	0	0.00%
	Vote by Mail	21	19	90.48%
	Total	21	19	90.48%
0008879	Precinct	3,228	162	5.02%
	Vote by Mail	3,228	2,759	85.47%
	Total	3,228	2,921	90.49%
0008883	Precinct	3,404	215	6.32%
	Vote by Mail	3,404	2,889	84.87%
	Total	3,404	3,104	91.19%
0008885	Precinct	3,137	160	5.10%
	Vote by Mail	3,137	2,698	86.01%
	Total	3,137	2,858	91.11%
0008886	Precinct	357	4	1.12%

Vote by Mail	357	326	91.32%
Total	357	330	92.44%

0008889

Precinct	2,680	130	4.85%
Vote by Mail	2,680	2,328	86.87%
Total	2,680	2,458	91.72%

0008898

Precinct	2,737	107	3.91%
Vote by Mail	2,737	2,390	87.32%
Total	2,737	2,497	91.23%

0008903

Precinct	3,460	133	3.84%
Vote by Mail	3,460	2,975	85.98%
Total	3,460	3,108	89.83%

0008915

Precinct	19	1	5.26%
Vote by Mail	19	17	89.47%
Total	19	18	94.74%

0008916

Precinct	15	0	0.00%
Vote by Mail	15	15	100.00%
Total	15	15	100.00%

0008920

Precinct	2	0	0.00%
Vote by Mail	2	1	50.00%
Total	2	1	50.00%

0008923

Precinct	4	0	0.00%
Vote by Mail	4	3	75.00%
Total	4	3	75.00%

0008924

Precinct	17	0	0.00%
Vote by Mail	17	14	82.35%
Total	17	14	82.35%

0009001

Precinct	3,165	232	7.33%
Vote by Mail	3,165	2,415	76.30%
Total	3,165	2,647	83.63%

0009005

Precinct	4,703	360	7.65%
Vote by Mail	4,703	3,652	77.65%
Total	4,703	4,012	85.31%

0009051

Precinct	1,991	161	8.09%
Vote by Mail	1,991	1,451	72.88%
Total	1,991	1,612	80.96%

0009055

Precinct	67	1	1.49%
Vote by Mail	67	59	88.06%
Total	67	60	89.55%

0009056

	Precinct	3,199	217	6.78%
	Vote by Mail	3,199	2,468	77.15%
	Total	3,199	2,685	83.93%
0009059				
	Precinct	2,765	223	8.07%
	Vote by Mail	2,765	2,018	72.98%
	Total	2,765	2,241	81.05%
0009061				
	Precinct	0	0	N/A
	Vote by Mail	0	0	N/A
	Total	0	0	N/A
0009062				
	Precinct	2,525	118	4.67%
	Vote by Mail	2,525	2,049	81.15%
	Total	2,525	2,167	85.82%
0009101				
	Precinct	3,389	174	5.13%
	Vote by Mail	3,389	2,638	77.84%
	Total	3,389	2,812	82.97%
0009103				
	Precinct	995	64	6.43%
	Vote by Mail	995	762	76.58%
	Total	995	826	83.02%
0009104				
	Precinct	2,986	132	4.42%
	Vote by Mail	2,986	2,420	81.04%
	Total	2,986	2,552	85.47%
0009109				
	Precinct	1,982	127	6.41%
	Vote by Mail	1,982	1,512	76.29%
	Total	1,982	1,639	82.69%
0009151				
	Precinct	2,951	171	5.79%
	Vote by Mail	2,951	2,282	77.33%
	Total	2,951	2,453	83.12%
0009157				
	Precinct	3,619	214	5.91%
	Vote by Mail	3,619	2,764	76.37%
	Total	3,619	2,978	82.29%
0009163				
	Precinct	1,454	54	3.71%
	Vote by Mail	1,454	1,215	83.56%
	Total	1,454	1,269	87.28%
0009166				
	Precinct	1,445	72	4.98%
	Vote by Mail	1,445	1,195	82.70%
	Total	1,445	1,267	87.68%
0009201				
	Precinct	891	45	5.05%
	Vote by Mail	891	724	81.26%
	Total	891	769	86.31%

0009203

Precinct	1,773	91	5.13%
Vote by Mail	1,773	1,449	81.73%
Total	1,773	1,540	86.86%

0009208

Precinct	1,660	108	6.51%
Vote by Mail	1,660	1,167	70.30%
Total	1,660	1,275	76.81%

0009210

Precinct	2,215	123	5.55%
Vote by Mail	2,215	1,791	80.86%
Total	2,215	1,914	86.41%

0009219

Precinct	231	12	5.19%
Vote by Mail	231	176	76.19%
Total	231	188	81.39%

0009220

Precinct	2,840	158	5.56%
Vote by Mail	2,840	2,242	78.94%
Total	2,840	2,400	84.51%

0009251

Precinct	1,343	67	4.99%
Vote by Mail	1,343	1,156	86.08%
Total	1,343	1,223	91.06%

0009252

Precinct	2,146	110	5.13%
Vote by Mail	2,146	1,732	80.71%
Total	2,146	1,842	85.83%

0009258

Precinct	1,901	130	6.84%
Vote by Mail	1,901	1,493	78.54%
Total	1,901	1,623	85.38%

0009262

Precinct	267	11	4.12%
Vote by Mail	267	216	80.90%
Total	267	227	85.02%

0009264

Precinct	1,999	70	3.50%
Vote by Mail	1,999	1,715	85.79%
Total	1,999	1,785	89.29%

0009268

Precinct	2,037	78	3.83%
Vote by Mail	2,037	1,721	84.49%
Total	2,037	1,799	88.32%

0009275

Precinct	2,049	127	6.20%
Vote by Mail	2,049	1,546	75.45%
Total	2,049	1,673	81.65%

0009282

Precinct	5	3	60.00%
Vote by Mail	5	5	100.00%

Total	5	8	160.00%
State Board Of Equalization #2 - Total	1,019,309	863,964	84.76%

Cumulative

Cumulative			
Precinct	0	0	N/A
Vote by Mail	0	0	N/A
Total	0	0	N/A
Cumulative - Total	0	0	N/A
Board of Equalization (State) - Total	1,019,309	863,964	84.76%
Precinct	1,019,309	60,005	5.89%
Vote by Mail	1,019,309	803,959	78.87%

City

City of Campbell

0003801	Precinct	1,711	106	6.20%
	Vote by Mail	1,711	1,447	84.57%
	Total	1,711	1,553	90.77%
0003802	Precinct	2,793	132	4.73%
	Vote by Mail	2,793	2,294	82.13%
	Total	2,793	2,426	86.86%
0003803	Precinct	2,482	112	4.51%
	Vote by Mail	2,482	2,024	81.55%
	Total	2,482	2,136	86.06%
0003804	Precinct	1,112	81	7.28%
	Vote by Mail	1,112	919	82.64%
	Total	1,112	1,000	89.93%
0003810	Precinct	2,257	185	8.20%
	Vote by Mail	2,257	1,697	75.19%
	Total	2,257	1,882	83.39%
0003811	Precinct	2,865	163	5.69%
	Vote by Mail	2,865	2,361	82.41%
	Total	2,865	2,524	88.10%
0003814	Precinct	2,713	179	6.60%
	Vote by Mail	2,713	2,179	80.32%
	Total	2,713	2,358	86.91%
0003820	Precinct	2,323	134	5.77%
	Vote by Mail	2,323	1,899	81.75%
	Total	2,323	2,033	87.52%
0003821	Precinct	1,089	61	5.60%
	Vote by Mail	1,089	831	76.31%
	Total	1,089	892	81.91%
0003825				

Precinct	1,427	103	7.22%
Vote by Mail	1,427	1,163	81.50%
Total	1,427	1,266	88.72%

0003828

Precinct	1,215	59	4.86%
Vote by Mail	1,215	1,041	85.68%
Total	1,215	1,100	90.53%

0003835

Precinct	1,393	52	3.73%
Vote by Mail	1,393	1,220	87.58%
Total	1,393	1,272	91.31%

0003840

Precinct	2,253	152	6.75%
Vote by Mail	2,253	1,845	81.89%
Total	2,253	1,997	88.64%

0003846

Precinct	117	3	2.56%
Vote by Mail	117	99	84.62%
Total	117	102	87.18%

0003861

Precinct	82	3	3.66%
Vote by Mail	82	63	76.83%
Total	82	66	80.49%

City of Campbell - Total

25,832	22,607	87.52%
--------	--------	--------

City of Cupertino

0003601

Precinct	1,493	38	2.55%
Vote by Mail	1,493	1,297	86.87%
Total	1,493	1,335	89.42%

0003602

Precinct	2,654	123	4.63%
Vote by Mail	2,654	2,241	84.44%
Total	2,654	2,364	89.07%

0003603

Precinct	1,443	56	3.88%
Vote by Mail	1,443	1,229	85.17%
Total	1,443	1,285	89.05%

0003604

Precinct	3,195	131	4.10%
Vote by Mail	3,195	2,653	83.04%
Total	3,195	2,784	87.14%

0003605

Precinct	3,612	171	4.73%
Vote by Mail	3,612	2,957	81.87%
Total	3,612	3,128	86.60%

0003606

Precinct	2,846	103	3.62%
Vote by Mail	2,846	2,453	86.19%
Total	2,846	2,556	89.81%

0003608

Precinct	3,234	135	4.17%
----------	-------	-----	-------

	Vote by Mail	3,234	2,669	82.53%
	Total	3,234	2,804	86.70%
0003609				
	Precinct	4,404	160	3.63%
	Vote by Mail	4,404	3,733	84.76%
	Total	4,404	3,893	88.40%
0003611				
	Precinct	3,101	114	3.68%
	Vote by Mail	3,101	2,638	85.07%
	Total	3,101	2,752	88.75%
0003614				
	Precinct	1,504	83	5.52%
	Vote by Mail	1,504	1,250	83.11%
	Total	1,504	1,333	88.63%
0003624				
	Precinct	3,889	152	3.91%
	Vote by Mail	3,889	3,261	83.85%
	Total	3,889	3,413	87.76%
0003635				
	Precinct	0	0	N/A
	Vote by Mail	0	0	N/A
	Total	0	0	N/A
0003652				
	Precinct	1,476	108	7.32%
	Vote by Mail	1,476	1,172	79.40%
	Total	1,476	1,280	86.72%
0003655				
	Precinct	219	15	6.85%
	Vote by Mail	219	186	84.93%
	Total	219	201	91.78%
0003669				
	Precinct	3	0	0.00%
	Vote by Mail	3	2	66.67%
	Total	3	2	66.67%
0003670				
	Precinct	160	8	5.00%
	Vote by Mail	160	118	73.75%
	Total	160	126	78.75%
City of Cupertino - Total		33,233	29,256	88.03%
City of Gilroy				
0004941				
	Precinct	3,088	211	6.83%
	Vote by Mail	3,088	2,309	74.77%
	Total	3,088	2,520	81.61%
0004942				
	Precinct	2,217	146	6.59%
	Vote by Mail	2,217	1,766	79.66%
	Total	2,217	1,912	86.24%
0004943				
	Precinct	107	8	7.48%
	Vote by Mail	107	84	78.50%

	Total	107	92	85.98%
0004944	Precinct	1,139	117	10.27%
	Vote by Mail	1,139	681	59.79%
	Total	1,139	798	70.06%
0004945	Precinct	1,582	138	8.72%
	Vote by Mail	1,582	1,108	70.04%
	Total	1,582	1,246	78.76%
0004946	Precinct	3,484	272	7.81%
	Vote by Mail	3,484	2,500	71.76%
	Total	3,484	2,772	79.56%
0004949	Precinct	2,620	183	6.98%
	Vote by Mail	2,620	2,175	83.02%
	Total	2,620	2,358	90.00%
0004950	Precinct	2,320	183	7.89%
	Vote by Mail	2,320	1,851	79.78%
	Total	2,320	2,034	87.67%
0004954	Precinct	2,050	132	6.44%
	Vote by Mail	2,050	1,541	75.17%
	Total	2,050	1,673	81.61%
0004956	Precinct	270	25	9.26%
	Vote by Mail	270	184	68.15%
	Total	270	209	77.41%
0004958	Precinct	1,699	143	8.42%
	Vote by Mail	1,699	1,106	65.10%
	Total	1,699	1,249	73.51%
0004965	Precinct	3,097	204	6.59%
	Vote by Mail	3,097	2,497	80.63%
	Total	3,097	2,701	87.21%
0004969	Precinct	2,417	151	6.25%
	Vote by Mail	2,417	1,799	74.43%
	Total	2,417	1,950	80.68%
0004971	Precinct	944	52	5.51%
	Vote by Mail	944	779	82.52%
	Total	944	831	88.03%
0004973	Precinct	2,540	153	6.02%
	Vote by Mail	2,540	2,090	82.28%
	Total	2,540	2,243	88.31%
0004974	Precinct	1,119	92	8.22%

Vote by Mail	1,119	833	74.44%
Total	1,119	925	82.66%
City of Gilroy - Total	30,693	25,513	83.12%

City of Los Altos

0002301	Precinct	3,636	126	3.47%
	Vote by Mail	3,636	3,135	86.22%
	Total	3,636	3,261	89.69%
0002305	Precinct	4,846	200	4.13%
	Vote by Mail	4,846	4,172	86.09%
	Total	4,846	4,372	90.22%
0002309	Precinct	1,231	46	3.74%
	Vote by Mail	1,231	1,081	87.81%
	Total	1,231	1,127	91.55%
0002314	Precinct	2,828	115	4.07%
	Vote by Mail	2,828	2,476	87.55%
	Total	2,828	2,591	91.62%
0002317	Precinct	2,707	123	4.54%
	Vote by Mail	2,707	2,346	86.66%
	Total	2,707	2,469	91.21%
0002330	Precinct	4,245	134	3.16%
	Vote by Mail	4,245	3,754	88.43%
	Total	4,245	3,888	91.59%
0002338	Precinct	167	7	4.19%
	Vote by Mail	167	140	83.83%
	Total	167	147	88.02%
0002351	Precinct	2,398	87	3.63%
	Vote by Mail	2,398	2,107	87.86%
	Total	2,398	2,194	91.49%
0002353	Precinct	43	6	13.95%
	Vote by Mail	43	29	67.44%
	Total	43	35	81.40%
City of Los Altos - Total		22,101	20,084	90.87%

City of Milpitas

0004401	Precinct	3,560	262	7.36%
	Vote by Mail	3,560	2,710	76.12%
	Total	3,560	2,972	83.48%
0004402	Precinct	4,133	263	6.36%
	Vote by Mail	4,133	3,093	74.84%
	Total	4,133	3,356	81.20%
0004403				

Precinct	334	36	10.78%
Vote by Mail	334	225	67.37%
Total	334	261	78.14%

0004405

Precinct	4,385	307	7.00%
Vote by Mail	4,385	3,341	76.19%
Total	4,385	3,648	83.19%

0004407

Precinct	3,743	280	7.48%
Vote by Mail	3,743	2,856	76.30%
Total	3,743	3,136	83.78%

0004409

Precinct	4,845	333	6.87%
Vote by Mail	4,845	3,695	76.26%
Total	4,845	4,028	83.14%

0004411

Precinct	2,581	153	5.93%
Vote by Mail	2,581	2,123	82.25%
Total	2,581	2,276	88.18%

0004412

Precinct	4,345	250	5.75%
Vote by Mail	4,345	3,398	78.20%
Total	4,345	3,648	83.96%

0004414

Precinct	4,757	251	5.28%
Vote by Mail	4,757	3,807	80.03%
Total	4,757	4,058	85.31%

0004417

Precinct	3,982	220	5.52%
Vote by Mail	3,982	3,101	77.88%
Total	3,982	3,321	83.40%

City of Milpitas - Total

36,665 30,704 83.74%

City of Monte Sereno

0003777

Precinct	1,745	62	3.55%
Vote by Mail	1,745	1,551	88.88%
Total	1,745	1,613	92.44%

0003779

Precinct	146	3	2.05%
Vote by Mail	146	127	86.99%
Total	146	130	89.04%

0003782

Precinct	421	15	3.56%
Vote by Mail	421	356	84.56%
Total	421	371	88.12%

0003783

Precinct	423	11	2.60%
Vote by Mail	423	371	87.71%
Total	423	382	90.31%

City of Monte Sereno - Total

2,735 2,496 91.26%

City of Morgan Hill

0004801	Precinct	1,564	121	7.74%
	Vote by Mail	1,564	1,157	73.98%
	Total	1,564	1,278	81.71%
0004806	Precinct	3,037	211	6.95%
	Vote by Mail	3,037	2,505	82.48%
	Total	3,037	2,716	89.43%
0004811	Precinct	1,845	121	6.56%
	Vote by Mail	1,845	1,502	81.41%
	Total	1,845	1,623	87.97%
0004826	Precinct	1,603	102	6.36%
	Vote by Mail	1,603	1,287	80.29%
	Total	1,603	1,389	86.65%
0004827	Precinct	3,182	189	5.94%
	Vote by Mail	3,182	2,555	80.30%
	Total	3,182	2,744	86.24%
0004833	Precinct	2,168	140	6.46%
	Vote by Mail	2,168	1,719	79.29%
	Total	2,168	1,859	85.75%
0004851	Precinct	1,204	82	6.81%
	Vote by Mail	1,204	953	79.15%
	Total	1,204	1,035	85.96%
0004853	Precinct	2,222	110	4.95%
	Vote by Mail	2,222	1,811	81.50%
	Total	2,222	1,921	86.45%
0004858	Precinct	3,005	254	8.45%
	Vote by Mail	3,005	2,298	76.47%
	Total	3,005	2,552	84.93%
0004876	Precinct	3,740	232	6.20%
	Vote by Mail	3,740	3,112	83.21%
	Total	3,740	3,344	89.41%
0004881	Precinct	4,439	247	5.56%
	Vote by Mail	4,439	3,791	85.40%
	Total	4,439	4,038	90.97%
City of Morgan Hill - Total		28,009	24,499	87.47%

City of Mountain View

0003402	Precinct	3,488	169	4.85%
	Vote by Mail	3,488	2,867	82.20%

	Total	3,488	3,036	87.04%
0003406	Precinct	3,417	282	8.25%
	Vote by Mail	3,417	2,558	74.86%
	Total	3,417	2,840	83.11%
0003407	Precinct	3,434	157	4.57%
	Vote by Mail	3,434	2,821	82.15%
	Total	3,434	2,978	86.72%
0003408	Precinct	4,039	242	5.99%
	Vote by Mail	4,039	3,350	82.94%
	Total	4,039	3,592	88.93%
0003409	Precinct	4,109	274	6.67%
	Vote by Mail	4,109	3,278	79.78%
	Total	4,109	3,552	86.44%
0003410	Precinct	4,179	206	4.93%
	Vote by Mail	4,179	3,470	83.03%
	Total	4,179	3,676	87.96%
0003417	Precinct	3,754	172	4.58%
	Vote by Mail	3,754	3,107	82.77%
	Total	3,754	3,279	87.35%
003427	Precinct	3,240	183	5.65%
	Vote by Mail	3,240	2,649	81.76%
	Total	3,240	2,832	87.41%
0003434	Precinct	2,385	82	3.44%
	Vote by Mail	2,385	2,129	89.27%
	Total	2,385	2,211	92.70%
0003438	Precinct	4,335	177	4.08%
	Vote by Mail	4,335	3,760	86.74%
	Total	4,335	3,937	90.82%
0003445	Precinct	4,000	203	5.08%
	Vote by Mail	4,000	3,328	83.20%
	Total	4,000	3,531	88.28%
City of Mountain View - Total		40,380	35,464	87.83%

City of Palo Alto

0002001	Precinct	9	72	800.00%
	Vote by Mail	9	9	100.00%
	Total	9	81	900.00%
0002002	Precinct	2,731	151	5.53%
	Vote by Mail	2,731	2,259	82.72%

	Total	2,731	2,410	88.25%
0002005	Precinct	1,751	82	4.68%
	Vote by Mail	1,751	1,506	86.01%
	Total	1,751	1,588	90.69%
0002006	Precinct	81	2	2.47%
	Vote by Mail	81	71	87.65%
	Total	81	73	90.12%
0002009	Precinct	4,365	241	5.52%
	Vote by Mail	4,365	3,553	81.40%
	Total	4,365	3,794	86.92%
0002013	Precinct	3,559	171	4.80%
	Vote by Mail	3,559	2,993	84.10%
	Total	3,559	3,164	88.90%
0002014	Precinct	3,297	219	6.64%
	Vote by Mail	3,297	2,657	80.59%
	Total	3,297	2,876	87.23%
0002018	Precinct	142	14	9.86%
	Vote by Mail	142	104	73.24%
	Total	142	118	83.10%
0002025	Precinct	4,073	157	3.85%
	Vote by Mail	4,073	3,464	85.05%
	Total	4,073	3,621	88.90%
0002043	Precinct	3,095	121	3.91%
	Vote by Mail	3,095	2,693	87.01%
	Total	3,095	2,814	90.92%
0002046	Precinct	4,236	210	4.96%
	Vote by Mail	4,236	3,541	83.59%
	Total	4,236	3,751	88.55%
0002057	Precinct	3,967	183	4.61%
	Vote by Mail	3,967	3,327	83.87%
	Total	3,967	3,510	88.48%
0002068	Precinct	3,755	142	3.78%
	Vote by Mail	3,755	3,252	86.60%
	Total	3,755	3,394	90.39%
0002098	Precinct	4,126	175	4.24%
	Vote by Mail	4,126	3,443	83.45%
	Total	4,126	3,618	87.69%
0002108	Precinct	3,462	148	4.27%

Vote by Mail	3,462	2,957	85.41%
Total	3,462	3,105	89.69%

0002125

Precinct	366	13	3.55%
Vote by Mail	366	321	87.70%
Total	366	334	91.26%

City of Palo Alto - Total 43,015 38,251 88.92%

City of San Jose

0007001

Precinct	2,136	158	7.40%
Vote by Mail	2,136	1,599	74.86%
Total	2,136	1,757	82.26%

0007005

Precinct	2,719	173	6.36%
Vote by Mail	2,719	2,056	75.62%
Total	2,719	2,229	81.98%

0007011

Precinct	378	29	7.67%
Vote by Mail	378	292	77.25%
Total	378	321	84.92%

0007012

Precinct	2,078	106	5.10%
Vote by Mail	2,078	1,711	82.34%
Total	2,078	1,817	87.44%

0007014

Precinct	2,416	103	4.26%
Vote by Mail	2,416	2,013	83.32%
Total	2,416	2,116	87.58%

0007019

Precinct	3,976	262	6.59%
Vote by Mail	3,976	3,056	76.86%
Total	3,976	3,318	83.45%

0007025

Precinct	3,425	203	5.93%
Vote by Mail	3,425	2,587	75.53%
Total	3,425	2,790	81.46%

0007028

Precinct	3,142	175	5.57%
Vote by Mail	3,142	2,522	80.27%
Total	3,142	2,697	85.84%

0007032

Precinct	4,060	189	4.66%
Vote by Mail	4,060	3,391	83.52%
Total	4,060	3,580	88.18%

0007036

Precinct	3,701	132	3.57%
Vote by Mail	3,701	3,161	85.41%
Total	3,701	3,293	88.98%

0007038

Precinct	321	17	5.30%
Vote by Mail	321	279	86.92%

	Total	321	296	92.21%
0007041				
	Precinct	3,457	280	8.10%
	Vote by Mail	3,457	2,582	74.69%
	Total	3,457	2,862	82.79%
0007044				
	Precinct	2,098	141	6.72%
	Vote by Mail	2,098	1,608	76.64%
	Total	2,098	1,749	83.37%
0007046				
	Precinct	3,396	213	6.27%
	Vote by Mail	3,396	2,567	75.59%
	Total	3,396	2,780	81.86%
0007051				
	Precinct	0	0	N/A
	Vote by Mail	0	0	N/A
	Total	0	0	N/A
0007059				
	Precinct	549	48	8.74%
	Vote by Mail	549	407	74.13%
	Total	549	455	82.88%
0007061				
	Precinct	2,225	103	4.63%
	Vote by Mail	2,225	1,882	84.58%
	Total	2,225	1,985	89.21%
0007062				
	Precinct	2,982	183	6.14%
	Vote by Mail	2,982	2,366	79.34%
	Total	2,982	2,549	85.48%
0007079				
	Precinct	2,131	121	5.68%
	Vote by Mail	2,131	1,791	84.05%
	Total	2,131	1,912	89.72%
0007081				
	Precinct	1,922	100	5.20%
	Vote by Mail	1,922	1,634	85.02%
	Total	1,922	1,734	90.22%
0007089				
	Precinct	1,362	53	3.89%
	Vote by Mail	1,362	1,161	85.24%
	Total	1,362	1,214	89.13%
0007201				
	Precinct	489	22	4.50%
	Vote by Mail	489	398	81.39%
	Total	489	420	85.89%
0007202				
	Precinct	1,040	76	7.31%
	Vote by Mail	1,040	743	71.44%
	Total	1,040	819	78.75%
0007203				
	Precinct	701	56	7.99%

Vote by Mail	701	476	67.90%
Total	701	532	75.89%

0007205

Precinct	3,320	230	6.93%
Vote by Mail	3,320	2,382	71.75%
Total	3,320	2,612	78.67%

0007214

Precinct	2,130	162	7.61%
Vote by Mail	2,130	1,607	75.45%
Total	2,130	1,769	83.05%

0007217

Precinct	4,044	302	7.47%
Vote by Mail	4,044	2,787	68.92%
Total	4,044	3,089	76.38%

0007219

Precinct	1,185	55	4.64%
Vote by Mail	1,185	934	78.82%
Total	1,185	989	83.46%

0007221

Precinct	1,804	91	5.04%
Vote by Mail	1,804	1,469	81.43%
Total	1,804	1,560	86.47%

0007224

Precinct	1,022	77	7.53%
Vote by Mail	1,022	754	73.78%
Total	1,022	831	81.31%

0007231

Precinct	826	65	7.87%
Vote by Mail	826	653	79.06%
Total	826	718	86.92%

0007235

Precinct	2,681	227	8.47%
Vote by Mail	2,681	1,936	72.21%
Total	2,681	2,163	80.68%

0007237

Precinct	2,778	221	7.96%
Vote by Mail	2,778	2,070	74.51%
Total	2,778	2,291	82.47%

0007245

Precinct	295	16	5.42%
Vote by Mail	295	247	83.73%
Total	295	263	89.15%

0007246

Precinct	1,654	80	4.84%
Vote by Mail	1,654	1,293	78.17%
Total	1,654	1,373	83.01%

007248

Precinct	2,685	185	6.89%
Vote by Mail	2,685	2,121	78.99%
Total	2,685	2,306	85.88%

0007252

	Precinct	3,672	244	6.64%
	Vote by Mail	3,672	2,686	73.15%
	Total	3,672	2,930	79.79%
0007255				
	Precinct	3,699	251	6.79%
	Vote by Mail	3,699	2,723	73.61%
	Total	3,699	2,974	80.40%
0007257				
	Precinct	1,653	80	4.84%
	Vote by Mail	1,653	1,363	82.46%
	Total	1,653	1,443	87.30%
0007261				
	Precinct	2,322	187	8.05%
	Vote by Mail	2,322	1,834	78.98%
	Total	2,322	2,021	87.04%
0007264				
	Precinct	2,647	199	7.52%
	Vote by Mail	2,647	2,058	77.75%
	Total	2,647	2,257	85.27%
0007271				
	Precinct	3,185	174	5.46%
	Vote by Mail	3,185	2,608	81.88%
	Total	3,185	2,782	87.35%
0007273				
	Precinct	3,592	214	5.96%
	Vote by Mail	3,592	3,002	83.57%
	Total	3,592	3,216	89.53%
0007282				
	Precinct	2,151	122	5.67%
	Vote by Mail	2,151	1,718	79.87%
	Total	2,151	1,840	85.54%
0007294				
	Precinct	778	42	5.40%
	Vote by Mail	778	611	78.53%
	Total	778	653	83.93%
0007295				
	Precinct	2,045	111	5.43%
	Vote by Mail	2,045	1,633	79.85%
	Total	2,045	1,744	85.28%
0007298				
	Precinct	1,362	86	6.31%
	Vote by Mail	1,362	1,123	82.45%
	Total	1,362	1,209	88.77%
0007299				
	Precinct	1,137	66	5.80%
	Vote by Mail	1,137	904	79.51%
	Total	1,137	970	85.31%
0007306				
	Precinct	0	0	N/A
	Vote by Mail	0	0	N/A
	Total	0	0	N/A

0007401

Precinct	0	1	N/A
Vote by Mail	0	0	N/A
Total	0	1	N/A

0007402

Precinct	660	34	5.15%
Vote by Mail	660	486	73.64%
Total	660	520	78.79%

0007403

Precinct	1,650	146	8.85%
Vote by Mail	1,650	1,281	77.64%
Total	1,650	1,427	86.48%

0007408

Precinct	966	29	3.00%
Vote by Mail	966	754	78.05%
Total	966	783	81.06%

0007409

Precinct	494	29	5.87%
Vote by Mail	494	322	65.18%
Total	494	351	71.05%

0007410

Precinct	8	2	25.00%
Vote by Mail	8	4	50.00%
Total	8	6	75.00%

0007411

Precinct	58	6	10.34%
Vote by Mail	58	21	36.21%
Total	58	27	46.55%

0007414

Precinct	392	19	4.85%
Vote by Mail	392	319	81.38%
Total	392	338	86.22%

0007415

Precinct	53	1	1.89%
Vote by Mail	53	45	84.91%
Total	53	46	86.79%

0007416

Precinct	250	16	6.40%
Vote by Mail	250	154	61.60%
Total	250	170	68.00%

0007417

Precinct	3,477	208	5.98%
Vote by Mail	3,477	2,740	78.80%
Total	3,477	2,948	84.79%

0007418

Precinct	2,233	119	5.33%
Vote by Mail	2,233	1,579	70.71%
Total	2,233	1,698	76.04%

0007419

Precinct	1,353	64	4.73%
Vote by Mail	1,353	1,101	81.37%

	Total	1,353	1,165	86.10%
0007430				
	Precinct	3,307	242	7.32%
	Vote by Mail	3,307	2,337	70.67%
	Total	3,307	2,579	77.99%
0007435				
	Precinct	3,152	210	6.66%
	Vote by Mail	3,152	2,184	69.29%
	Total	3,152	2,394	75.95%
0007436				
	Precinct	4,845	293	6.05%
	Vote by Mail	4,845	3,431	70.82%
	Total	4,845	3,724	76.86%
0007438				
	Precinct	419	48	11.46%
	Vote by Mail	419	291	69.45%
	Total	419	339	80.91%
0007440				
	Precinct	72	7	9.72%
	Vote by Mail	72	41	56.94%
	Total	72	48	66.67%
0007441				
	Precinct	2,350	130	5.53%
	Vote by Mail	2,350	1,728	73.53%
	Total	2,350	1,858	79.06%
0007442				
	Precinct	356	37	10.39%
	Vote by Mail	356	223	62.64%
	Total	356	260	73.03%
0007447				
	Precinct	3,253	245	7.53%
	Vote by Mail	3,253	1,777	54.63%
	Total	3,253	2,022	62.16%
0007458				
	Precinct	2,928	299	10.21%
	Vote by Mail	2,928	1,566	53.48%
	Total	2,928	1,865	63.70%
0007459				
	Precinct	3,365	295	8.77%
	Vote by Mail	3,365	2,379	70.70%
	Total	3,365	2,674	79.47%
0007470				
	Precinct	2,646	183	6.92%
	Vote by Mail	2,646	1,980	74.83%
	Total	2,646	2,163	81.75%
0007471				
	Precinct	4,273	304	7.11%
	Vote by Mail	4,273	2,774	64.92%
	Total	4,273	3,078	72.03%
0007479				
	Precinct	1,875	139	7.41%

Vote by Mail	1,875	1,204	64.21%
Total	1,875	1,343	71.63%

0007483

Precinct	3,183	273	8.58%
Vote by Mail	3,183	2,096	65.85%
Total	3,183	2,369	74.43%

0007601

Precinct	3,927	279	7.10%
Vote by Mail	3,927	2,897	73.77%
Total	3,927	3,176	80.88%

0007606

Precinct	4,352	291	6.69%
Vote by Mail	4,352	3,235	74.33%
Total	4,352	3,526	81.02%

0007609

Precinct	1,044	100	9.58%
Vote by Mail	1,044	717	68.68%
Total	1,044	817	78.26%

0007615

Precinct	1,407	113	8.03%
Vote by Mail	1,407	963	68.44%
Total	1,407	1,076	76.47%

0007619

Precinct	2,469	158	6.40%
Vote by Mail	2,469	1,878	76.06%
Total	2,469	2,036	82.46%

0007620

Precinct	3,744	185	4.94%
Vote by Mail	3,744	2,965	79.19%
Total	3,744	3,150	84.13%

0007621

Precinct	4,374	257	5.88%
Vote by Mail	4,374	3,397	77.66%
Total	4,374	3,654	83.54%

0007624

Precinct	3,107	182	5.86%
Vote by Mail	3,107	2,438	78.47%
Total	3,107	2,620	84.33%

0007632

Precinct	3,674	249	6.78%
Vote by Mail	3,674	2,855	77.71%
Total	3,674	3,104	84.49%

0007634

Precinct	2,025	123	6.07%
Vote by Mail	2,025	1,645	81.23%
Total	2,025	1,768	87.31%

0007648

Precinct	3,583	184	5.14%
Vote by Mail	3,583	2,822	78.76%
Total	3,583	3,006	83.90%

0007654

	Precinct	4,833	258	5.34%
	Vote by Mail	4,833	3,679	76.12%
	Total	4,833	3,937	81.46%
0007660				
	Precinct	3,885	218	5.61%
	Vote by Mail	3,885	2,961	76.22%
	Total	3,885	3,179	81.83%
0007666				
	Precinct	3,876	231	5.96%
	Vote by Mail	3,876	3,113	80.31%
	Total	3,876	3,344	86.27%
0007670				
	Precinct	118	2	1.69%
	Vote by Mail	118	101	85.59%
	Total	118	103	87.29%
0007673				
	Precinct	1	0	0.00%
	Vote by Mail	1	0	0.00%
	Total	1	0	0.00%
0007674				
	Precinct	3	0	0.00%
	Vote by Mail	3	0	0.00%
	Total	3	0	0.00%
0007677				
	Precinct	4,292	211	4.92%
	Vote by Mail	4,292	3,303	76.96%
	Total	4,292	3,514	81.87%
0007680				
	Precinct	2,456	154	6.27%
	Vote by Mail	2,456	1,928	78.50%
	Total	2,456	2,082	84.77%
0007689				
	Precinct	16	0	0.00%
	Vote by Mail	16	13	81.25%
	Total	16	13	81.25%
0007690				
	Precinct	1,264	56	4.43%
	Vote by Mail	1,264	963	76.19%
	Total	1,264	1,019	80.62%
0007801				
	Precinct	881	54	6.13%
	Vote by Mail	881	698	79.23%
	Total	881	752	85.36%
0007802				
	Precinct	458	25	5.46%
	Vote by Mail	458	350	76.42%
	Total	458	375	81.88%
0007803				
	Precinct	1,204	63	5.23%
	Vote by Mail	1,204	925	76.83%
	Total	1,204	988	82.06%

0007805

Precinct	2,246	124	5.52%
Vote by Mail	2,246	1,695	75.47%
Total	2,246	1,819	80.99%

0007810

Precinct	309	17	5.50%
Vote by Mail	309	228	73.79%
Total	309	245	79.29%

0007811

Precinct	230	17	7.39%
Vote by Mail	230	166	72.17%
Total	230	183	79.57%

0007812

Precinct	1,728	96	5.56%
Vote by Mail	1,728	1,324	76.62%
Total	1,728	1,420	82.18%

0007816

Precinct	288	28	9.72%
Vote by Mail	288	216	75.00%
Total	288	244	84.72%

0007817

Precinct	12	0	0.00%
Vote by Mail	12	9	75.00%
Total	12	9	75.00%

0007818

Precinct	257	8	3.11%
Vote by Mail	257	217	84.44%
Total	257	225	87.55%

0007821

Precinct	4,767	296	6.21%
Vote by Mail	4,767	3,254	68.26%
Total	4,767	3,550	74.47%

0007826

Precinct	4,223	274	6.49%
Vote by Mail	4,223	2,817	66.71%
Total	4,223	3,091	73.19%

0007827

Precinct	1,536	119	7.75%
Vote by Mail	1,536	1,007	65.56%
Total	1,536	1,126	73.31%

0007832

Precinct	2,704	217	8.03%
Vote by Mail	2,704	1,794	66.35%
Total	2,704	2,011	74.37%

0007833

Precinct	3,385	254	7.50%
Vote by Mail	3,385	2,279	67.33%
Total	3,385	2,533	74.83%

0007843

Precinct	5,001	376	7.52%
Vote by Mail	5,001	3,331	66.61%

	Total	5,001	3,707	74.13%
0007849				
	Precinct	3,380	232	6.86%
	Vote by Mail	3,380	2,271	67.19%
	Total	3,380	2,503	74.05%
0007850				
	Precinct	2,424	205	8.46%
	Vote by Mail	2,424	1,625	67.04%
	Total	2,424	1,830	75.50%
0007851				
	Precinct	1,426	71	4.98%
	Vote by Mail	1,426	1,127	79.03%
	Total	1,426	1,198	84.01%
0007861				
	Precinct	2,087	153	7.33%
	Vote by Mail	2,087	1,425	68.28%
	Total	2,087	1,578	75.61%
0007867				
	Precinct	3,759	228	6.07%
	Vote by Mail	3,759	2,634	70.07%
	Total	3,759	2,862	76.14%
0007874				
	Precinct	507	20	3.94%
	Vote by Mail	507	357	70.41%
	Total	507	377	74.36%
0007880				
	Precinct	5	3	60.00%
	Vote by Mail	5	4	80.00%
	Total	5	7	140.00%
0008001				
	Precinct	273	11	4.03%
	Vote by Mail	273	228	83.52%
	Total	273	239	87.55%
0008002				
	Precinct	465	24	5.16%
	Vote by Mail	465	354	76.13%
	Total	465	378	81.29%
0008003				
	Precinct	2,865	167	5.83%
	Vote by Mail	2,865	2,368	82.65%
	Total	2,865	2,535	88.48%
0008005				
	Precinct	4,023	184	4.57%
	Vote by Mail	4,023	3,374	83.87%
	Total	4,023	3,558	88.44%
0008007				
	Precinct	761	57	7.49%
	Vote by Mail	761	590	77.53%
	Total	761	647	85.02%
0008011				
	Precinct	492	23	4.67%

Vote by Mail	492	414	84.15%
Total	492	437	88.82%

0008012

Precinct	16	1	6.25%
Vote by Mail	16	16	100.00%
Total	16	17	106.25%

0008013

Precinct	109	5	4.59%
Vote by Mail	109	79	72.48%
Total	109	84	77.06%

0008016

Precinct	4,535	311	6.86%
Vote by Mail	4,535	3,526	77.75%
Total	4,535	3,837	84.61%

0008017

Precinct	1,925	136	7.06%
Vote by Mail	1,925	1,462	75.95%
Total	1,925	1,598	83.01%

0008022

Precinct	969	60	6.19%
Vote by Mail	969	762	78.64%
Total	969	822	84.83%

0008023

Precinct	970	62	6.39%
Vote by Mail	970	765	78.87%
Total	970	827	85.26%

0008026

Precinct	1,174	105	8.94%
Vote by Mail	1,174	759	64.65%
Total	1,174	864	73.59%

0008028

Precinct	382	26	6.81%
Vote by Mail	382	270	70.68%
Total	382	296	77.49%

0008029

Precinct	170	9	5.29%
Vote by Mail	170	125	73.53%
Total	170	134	78.82%

0008030

Precinct	1,148	85	7.40%
Vote by Mail	1,148	860	74.91%
Total	1,148	945	82.32%

0008033

Precinct	282	14	4.96%
Vote by Mail	282	222	78.72%
Total	282	236	83.69%

0008034

Precinct	290	21	7.24%
Vote by Mail	290	184	63.45%
Total	290	205	70.69%

0008038

	Precinct	4	0	0.00%
	Vote by Mail	4	4	100.00%
	Total	4	4	100.00%
0008040	Precinct	630	50	7.94%
	Vote by Mail	630	465	73.81%
	Total	630	515	81.75%
0008047	Precinct	2,162	129	5.97%
	Vote by Mail	2,162	1,753	81.08%
	Total	2,162	1,882	87.05%
0008049	Precinct	59	2	3.39%
	Vote by Mail	59	42	71.19%
	Total	59	44	74.58%
0008050	Precinct	1,860	99	5.32%
	Vote by Mail	1,860	1,354	72.80%
	Total	1,860	1,453	78.12%
0008053	Precinct	2,999	172	5.74%
	Vote by Mail	2,999	2,368	78.96%
	Total	2,999	2,540	84.69%
0008054	Precinct	2,428	113	4.65%
	Vote by Mail	2,428	2,001	82.41%
	Total	2,428	2,114	87.07%
0008055	Precinct	339	16	4.72%
	Vote by Mail	339	262	77.29%
	Total	339	278	82.01%
0008062	Precinct	3,284	205	6.24%
	Vote by Mail	3,284	2,422	73.75%
	Total	3,284	2,627	79.99%
0008066	Precinct	1,063	77	7.24%
	Vote by Mail	1,063	855	80.43%
	Total	1,063	932	87.68%
0008067	Precinct	3,081	170	5.52%
	Vote by Mail	3,081	2,599	84.36%
	Total	3,081	2,769	89.87%
0008068	Precinct	49	5	10.20%
	Vote by Mail	49	36	73.47%
	Total	49	41	83.67%
0008072	Precinct	606	32	5.28%
	Vote by Mail	606	521	85.97%
	Total	606	553	91.25%

0008073

Precinct	563	36	6.39%
Vote by Mail	563	426	75.67%
Total	563	462	82.06%

0008079

Precinct	2,822	118	4.18%
Vote by Mail	2,822	2,442	86.53%
Total	2,822	2,560	90.72%

0008082

Precinct	2,118	90	4.25%
Vote by Mail	2,118	1,802	85.08%
Total	2,118	1,892	89.33%

0008085

Precinct	1,419	55	3.88%
Vote by Mail	1,419	1,216	85.69%
Total	1,419	1,271	89.57%

0008089

Precinct	2,970	126	4.24%
Vote by Mail	2,970	2,555	86.03%
Total	2,970	2,681	90.27%

0008092

Precinct	91	5	5.49%
Vote by Mail	91	71	78.02%
Total	91	76	83.52%

0008093

Precinct	55	1	1.82%
Vote by Mail	55	49	89.09%
Total	55	50	90.91%

0008096

Precinct	2,762	140	5.07%
Vote by Mail	2,762	2,376	86.02%
Total	2,762	2,516	91.09%

0008101

Precinct	1,515	107	7.06%
Vote by Mail	1,515	1,088	71.82%
Total	1,515	1,195	78.88%

0008104

Precinct	164	4	2.44%
Vote by Mail	164	144	87.80%
Total	164	148	90.24%

0008105

Precinct	423	9	2.13%
Vote by Mail	423	390	92.20%
Total	423	399	94.33%

0008117

Precinct	1,915	101	5.27%
Vote by Mail	1,915	1,654	86.37%
Total	1,915	1,755	91.64%

0008122

Precinct	2,730	162	5.93%
Vote by Mail	2,730	2,095	76.74%

	Total	2,730	2,257	82.67%
0008128	Precinct	10	0	0.00%
	Vote by Mail	10	0	0.00%
	Total	10	0	0.00%
0008133	Precinct	20	0	0.00%
	Vote by Mail	20	15	75.00%
	Total	20	15	75.00%
0008201	Precinct	2,933	266	9.07%
	Vote by Mail	2,933	2,013	68.63%
	Total	2,933	2,279	77.70%
0008203	Precinct	3,023	261	8.63%
	Vote by Mail	3,023	1,945	64.34%
	Total	3,023	2,206	72.97%
0008205	Precinct	3,725	354	9.50%
	Vote by Mail	3,725	2,474	66.42%
	Total	3,725	2,828	75.92%
0008208	Precinct	3,106	188	6.05%
	Vote by Mail	3,106	2,036	65.55%
	Total	3,106	2,224	71.60%
0008212	Precinct	1,552	154	9.92%
	Vote by Mail	1,552	987	63.60%
	Total	1,552	1,141	73.52%
0008214	Precinct	602	43	7.14%
	Vote by Mail	602	287	47.67%
	Total	602	330	54.82%
0008227	Precinct	4,001	285	7.12%
	Vote by Mail	4,001	2,703	67.56%
	Total	4,001	2,988	74.68%
0008228	Precinct	2,382	115	4.83%
	Vote by Mail	2,382	1,892	79.43%
	Total	2,382	2,007	84.26%
0008230	Precinct	3,764	266	7.07%
	Vote by Mail	3,764	2,805	74.52%
	Total	3,764	3,071	81.59%
0008231	Precinct	2,526	193	7.64%
	Vote by Mail	2,526	1,736	68.73%
	Total	2,526	1,929	76.37%
0008232	Precinct	4,524	372	8.22%

	Vote by Mail	4,524	3,184	70.38%
	Total	4,524	3,556	78.60%
0008236				
	Precinct	4,911	344	7.00%
	Vote by Mail	4,911	3,450	70.25%
	Total	4,911	3,794	77.26%
0008246				
	Precinct	2,902	217	7.48%
	Vote by Mail	2,902	2,054	70.78%
	Total	2,902	2,271	78.26%
0008254				
	Precinct	3,016	231	7.66%
	Vote by Mail	3,016	1,948	64.59%
	Total	3,016	2,179	72.25%
0008262				
	Precinct	2,099	131	6.24%
	Vote by Mail	2,099	1,588	75.66%
	Total	2,099	1,719	81.90%
0008264				
	Precinct	2,143	147	6.86%
	Vote by Mail	2,143	1,542	71.96%
	Total	2,143	1,689	78.81%
0008401				
	Precinct	2,543	148	5.82%
	Vote by Mail	2,543	1,801	70.82%
	Total	2,543	1,949	76.64%
0008404				
	Precinct	5,049	357	7.07%
	Vote by Mail	5,049	3,566	70.63%
	Total	5,049	3,923	77.70%
0008408				
	Precinct	1,578	117	7.41%
	Vote by Mail	1,578	1,189	75.35%
	Total	1,578	1,306	82.76%
0008409				
	Precinct	1,567	90	5.74%
	Vote by Mail	1,567	1,196	76.32%
	Total	1,567	1,286	82.07%
0008414				
	Precinct	469	30	6.40%
	Vote by Mail	469	374	79.74%
	Total	469	404	86.14%
0008418				
	Precinct	538	20	3.72%
	Vote by Mail	538	443	82.34%
	Total	538	463	86.06%
0008421				
	Precinct	49	1	2.04%
	Vote by Mail	49	43	87.76%
	Total	49	44	89.80%
0008423				

	Precinct	2	1	50.00%
	Vote by Mail	2	1	50.00%
	Total	2	2	100.00%
0008430				
	Precinct	3,972	272	6.85%
	Vote by Mail	3,972	2,961	74.55%
	Total	3,972	3,233	81.39%
0008435				
	Precinct	4,237	212	5.00%
	Vote by Mail	4,237	3,448	81.38%
	Total	4,237	3,660	86.38%
0008438				
	Precinct	4,863	354	7.28%
	Vote by Mail	4,863	3,591	73.84%
	Total	4,863	3,945	81.12%
0008439				
	Precinct	3,957	231	5.84%
	Vote by Mail	3,957	2,959	74.78%
	Total	3,957	3,190	80.62%
0008445				
	Precinct	2,413	109	4.52%
	Vote by Mail	2,413	2,029	84.09%
	Total	2,413	2,138	88.60%
0008447				
	Precinct	10	0	0.00%
	Vote by Mail	10	9	90.00%
	Total	10	9	90.00%
0008456				
	Precinct	4,489	253	5.64%
	Vote by Mail	4,489	3,642	81.13%
	Total	4,489	3,895	86.77%
0008457				
	Precinct	4,349	288	6.62%
	Vote by Mail	4,349	3,518	80.89%
	Total	4,349	3,806	87.51%
0008464				
	Precinct	4,207	290	6.89%
	Vote by Mail	4,207	3,201	76.09%
	Total	4,207	3,491	82.98%
0008470				
	Precinct	4,024	212	5.27%
	Vote by Mail	4,024	3,388	84.19%
	Total	4,024	3,600	89.46%
0008472				
	Precinct	3,480	195	5.60%
	Vote by Mail	3,480	2,795	80.32%
	Total	3,480	2,990	85.92%
0008486				
	Precinct	4,200	220	5.24%
	Vote by Mail	4,200	3,523	83.88%
	Total	4,200	3,743	89.12%

0008492

Precinct	4,467	134	3.00%
Vote by Mail	4,467	3,935	88.09%
Total	4,467	4,069	91.09%

0008502

Precinct	258	8	3.10%
Vote by Mail	258	221	85.66%
Total	258	229	88.76%

0008601

Precinct	586	45	7.68%
Vote by Mail	586	457	77.99%
Total	586	502	85.67%

0008603

Precinct	2,632	151	5.74%
Vote by Mail	2,632	2,196	83.43%
Total	2,632	2,347	89.17%

0008605

Precinct	3,541	234	6.61%
Vote by Mail	3,541	2,842	80.26%
Total	3,541	3,076	86.87%

0008609

Precinct	0	2	N/A
Vote by Mail	0	0	N/A
Total	0	2	N/A

0008610

Precinct	1,728	109	6.31%
Vote by Mail	1,728	1,452	84.03%
Total	1,728	1,561	90.34%

0008612

Precinct	2,526	126	4.99%
Vote by Mail	2,526	2,170	85.91%
Total	2,526	2,296	90.89%

0008615

Precinct	2,336	107	4.58%
Vote by Mail	2,336	2,006	85.87%
Total	2,336	2,113	90.45%

0008619

Precinct	815	31	3.80%
Vote by Mail	815	689	84.54%
Total	815	720	88.34%

0008625

Precinct	132	7	5.30%
Vote by Mail	132	89	67.42%
Total	132	96	72.73%

0008627

Precinct	1,434	88	6.14%
Vote by Mail	1,434	1,178	82.15%
Total	1,434	1,266	88.28%

0008629

Precinct	2,148	128	5.96%
Vote by Mail	2,148	1,722	80.17%

	Total	2,148	1,850	86.13%
0008630	Precinct	2,906	173	5.95%
	Vote by Mail	2,906	2,355	81.04%
	Total	2,906	2,528	86.99%
0008631	Precinct	1,689	93	5.51%
	Vote by Mail	1,689	1,405	83.19%
	Total	1,689	1,498	88.69%
0008634	Precinct	508	38	7.48%
	Vote by Mail	508	364	71.65%
	Total	508	402	79.13%
0008636	Precinct	456	30	6.58%
	Vote by Mail	456	374	82.02%
	Total	456	404	88.60%
0008645	Precinct	3,394	182	5.36%
	Vote by Mail	3,394	2,864	84.38%
	Total	3,394	3,046	89.75%
0008648	Precinct	3,033	141	4.65%
	Vote by Mail	3,033	2,513	82.86%
	Total	3,033	2,654	87.50%
0008650	Precinct	421	33	7.84%
	Vote by Mail	421	341	81.00%
	Total	421	374	88.84%
0008653	Precinct	260	11	4.23%
	Vote by Mail	260	228	87.69%
	Total	260	239	91.92%
0008654	Precinct	311	20	6.43%
	Vote by Mail	311	251	80.71%
	Total	311	271	87.14%
0008655	Precinct	0	0	N/A
	Vote by Mail	0	0	N/A
	Total	0	0	N/A
0008657	Precinct	766	45	5.87%
	Vote by Mail	766	610	79.63%
	Total	766	655	85.51%
0008658	Precinct	3,874	218	5.63%
	Vote by Mail	3,874	3,156	81.47%
	Total	3,874	3,374	87.09%
0008670	Precinct	2,848	196	6.88%

Vote by Mail	2,848	2,007	70.47%
Total	2,848	2,203	77.35%

0008675

Precinct	1,559	124	7.95%
Vote by Mail	1,559	1,204	77.23%
Total	1,559	1,328	85.18%

0008676

Precinct	3,196	172	5.38%
Vote by Mail	3,196	2,468	77.22%
Total	3,196	2,640	82.60%

0008680

Precinct	2,189	93	4.25%
Vote by Mail	2,189	1,888	86.25%
Total	2,189	1,981	90.50%

0008683

Precinct	3,591	198	5.51%
Vote by Mail	3,591	3,028	84.32%
Total	3,591	3,226	89.84%

0008687

Precinct	3,452	204	5.91%
Vote by Mail	3,452	2,785	80.68%
Total	3,452	2,989	86.59%

0008697

Precinct	3,637	205	5.64%
Vote by Mail	3,637	2,928	80.51%
Total	3,637	3,133	86.14%

0008801

Precinct	2,428	189	7.78%
Vote by Mail	2,428	1,819	74.92%
Total	2,428	2,008	82.70%

0008805

Precinct	1,963	106	5.40%
Vote by Mail	1,963	1,582	80.59%
Total	1,963	1,688	85.99%

0008809

Precinct	3,399	183	5.38%
Vote by Mail	3,399	2,563	75.40%
Total	3,399	2,746	80.79%

0008812

Precinct	2,026	165	8.14%
Vote by Mail	2,026	1,390	68.61%
Total	2,026	1,555	76.75%

0008817

Precinct	1,041	56	5.38%
Vote by Mail	1,041	863	82.90%
Total	1,041	919	88.28%

0008820

Precinct	2,110	124	5.88%
Vote by Mail	2,110	1,758	83.32%
Total	2,110	1,882	89.19%

0008822

	Precinct	2,375	142	5.98%
	Vote by Mail	2,375	1,820	76.63%
	Total	2,375	1,962	82.61%
0008828				
	Precinct	803	49	6.10%
	Vote by Mail	803	640	79.70%
	Total	803	689	85.80%
0008829				
	Precinct	721	41	5.69%
	Vote by Mail	721	574	79.61%
	Total	721	615	85.30%
0008832				
	Precinct	2,104	104	4.94%
	Vote by Mail	2,104	1,793	85.22%
	Total	2,104	1,897	90.16%
0008834				
	Precinct	1,266	98	7.74%
	Vote by Mail	1,266	914	72.20%
	Total	1,266	1,012	79.94%
0008838				
	Precinct	300	23	7.67%
	Vote by Mail	300	235	78.33%
	Total	300	258	86.00%
0008839				
	Precinct	3,405	222	6.52%
	Vote by Mail	3,405	2,549	74.86%
	Total	3,405	2,771	81.38%
0008844				
	Precinct	3,471	216	6.22%
	Vote by Mail	3,471	2,790	80.38%
	Total	3,471	3,006	86.60%
0008848				
	Precinct	1,841	125	6.79%
	Vote by Mail	1,841	1,448	78.65%
	Total	1,841	1,573	85.44%
0008853				
	Precinct	2,363	137	5.80%
	Vote by Mail	2,363	1,903	80.53%
	Total	2,363	2,040	86.33%
0008857				
	Precinct	1,646	74	4.50%
	Vote by Mail	1,646	1,443	87.67%
	Total	1,646	1,517	92.16%
0008858				
	Precinct	2,376	116	4.88%
	Vote by Mail	2,376	2,051	86.32%
	Total	2,376	2,167	91.20%
0008862				
	Precinct	2,560	148	5.78%
	Vote by Mail	2,560	2,114	82.58%
	Total	2,560	2,262	88.36%

0008868

Precinct	131	8	6.11%
Vote by Mail	131	115	87.79%
Total	131	123	93.89%

0008873

Precinct	1,045	56	5.36%
Vote by Mail	1,045	880	84.21%
Total	1,045	936	89.57%

0008874

Precinct	21	0	0.00%
Vote by Mail	21	19	90.48%
Total	21	19	90.48%

0008879

Precinct	3,228	162	5.02%
Vote by Mail	3,228	2,759	85.47%
Total	3,228	2,921	90.49%

0008883

Precinct	3,404	215	6.32%
Vote by Mail	3,404	2,889	84.87%
Total	3,404	3,104	91.19%

0008885

Precinct	3,137	160	5.10%
Vote by Mail	3,137	2,698	86.01%
Total	3,137	2,858	91.11%

0008886

Precinct	357	4	1.12%
Vote by Mail	357	326	91.32%
Total	357	330	92.44%

0008889

Precinct	2,680	130	4.85%
Vote by Mail	2,680	2,328	86.87%
Total	2,680	2,458	91.72%

0008898

Precinct	2,737	107	3.91%
Vote by Mail	2,737	2,390	87.32%
Total	2,737	2,497	91.23%

0008903

Precinct	3,460	133	3.84%
Vote by Mail	3,460	2,975	85.98%
Total	3,460	3,108	89.83%

0008915

Precinct	19	1	5.26%
Vote by Mail	19	17	89.47%
Total	19	18	94.74%

0008916

Precinct	15	0	0.00%
Vote by Mail	15	15	100.00%
Total	15	15	100.00%

0008920

Precinct	2	0	0.00%
Vote by Mail	2	1	50.00%

	Total	2	1	50.00%
0008923				
	Precinct	4	0	0.00%
	Vote by Mail	4	3	75.00%
	Total	4	3	75.00%
0008924				
	Precinct	17	0	0.00%
	Vote by Mail	17	14	82.35%
	Total	17	14	82.35%
City of San Jose - Total		529,599	439,201	82.93%
City of Santa Clara				
0009001				
	Precinct	3,165	232	7.33%
	Vote by Mail	3,165	2,415	76.30%
	Total	3,165	2,647	83.63%
0009005				
	Precinct	4,703	360	7.65%
	Vote by Mail	4,703	3,652	77.65%
	Total	4,703	4,012	85.31%
0009051				
	Precinct	1,991	161	8.09%
	Vote by Mail	1,991	1,451	72.88%
	Total	1,991	1,612	80.96%
0009055				
	Precinct	67	1	1.49%
	Vote by Mail	67	59	88.06%
	Total	67	60	89.55%
0009056				
	Precinct	3,199	217	6.78%
	Vote by Mail	3,199	2,468	77.15%
	Total	3,199	2,685	83.93%
0009059				
	Precinct	2,765	223	8.07%
	Vote by Mail	2,765	2,018	72.98%
	Total	2,765	2,241	81.05%
0009061				
	Precinct	0	0	N/A
	Vote by Mail	0	0	N/A
	Total	0	0	N/A
0009062				
	Precinct	2,525	118	4.67%
	Vote by Mail	2,525	2,049	81.15%
	Total	2,525	2,167	85.82%
0009101				
	Precinct	3,389	174	5.13%
	Vote by Mail	3,389	2,638	77.84%
	Total	3,389	2,812	82.97%
0009103				
	Precinct	995	64	6.43%
	Vote by Mail	995	762	76.58%
	Total	995	826	83.02%

0009104

Precinct	2,986	132	4.42%
Vote by Mail	2,986	2,420	81.04%
Total	2,986	2,552	85.47%

0009109

Precinct	1,982	127	6.41%
Vote by Mail	1,982	1,512	76.29%
Total	1,982	1,639	82.69%

0009151

Precinct	2,951	171	5.79%
Vote by Mail	2,951	2,282	77.33%
Total	2,951	2,453	83.12%

0009157

Precinct	3,619	214	5.91%
Vote by Mail	3,619	2,764	76.37%
Total	3,619	2,978	82.29%

0009163

Precinct	1,454	54	3.71%
Vote by Mail	1,454	1,215	83.56%
Total	1,454	1,269	87.28%

0009166

Precinct	1,445	72	4.98%
Vote by Mail	1,445	1,195	82.70%
Total	1,445	1,267	87.68%

0009201

Precinct	891	45	5.05%
Vote by Mail	891	724	81.26%
Total	891	769	86.31%

0009203

Precinct	1,773	91	5.13%
Vote by Mail	1,773	1,449	81.73%
Total	1,773	1,540	86.86%

0009208

Precinct	1,660	108	6.51%
Vote by Mail	1,660	1,167	70.30%
Total	1,660	1,275	76.81%

0009210

Precinct	2,215	123	5.55%
Vote by Mail	2,215	1,791	80.86%
Total	2,215	1,914	86.41%

0009219

Precinct	231	12	5.19%
Vote by Mail	231	176	76.19%
Total	231	188	81.39%

0009220

Precinct	2,840	158	5.56%
Vote by Mail	2,840	2,242	78.94%
Total	2,840	2,400	84.51%

0009251

Precinct	1,343	67	4.99%
Vote by Mail	1,343	1,156	86.08%

	Total	1,343	1,223	91.06%
0009252				
	Precinct	2,146	110	5.13%
	Vote by Mail	2,146	1,732	80.71%
	Total	2,146	1,842	85.83%
0009258				
	Precinct	1,901	130	6.84%
	Vote by Mail	1,901	1,493	78.54%
	Total	1,901	1,623	85.38%
0009262				
	Precinct	267	11	4.12%
	Vote by Mail	267	216	80.90%
	Total	267	227	85.02%
0009264				
	Precinct	1,999	70	3.50%
	Vote by Mail	1,999	1,715	85.79%
	Total	1,999	1,785	89.29%
0009268				
	Precinct	2,037	78	3.83%
	Vote by Mail	2,037	1,721	84.49%
	Total	2,037	1,799	88.32%
0009275				
	Precinct	2,049	127	6.20%
	Vote by Mail	2,049	1,546	75.45%
	Total	2,049	1,673	81.65%
0009282				
	Precinct	5	3	60.00%
	Vote by Mail	5	5	100.00%
	Total	5	8	160.00%
City of Santa Clara - Total		58,593	49,486	84.46%
City of Saratoga				
0004665				
	Precinct	38	1	2.63%
	Vote by Mail	38	30	78.95%
	Total	38	31	81.58%
0004666				
	Precinct	7	0	0.00%
	Vote by Mail	7	7	100.00%
	Total	7	7	100.00%
0004671				
	Precinct	1,844	94	5.10%
	Vote by Mail	1,844	1,568	85.03%
	Total	1,844	1,662	90.13%
0004672				
	Precinct	1,031	43	4.17%
	Vote by Mail	1,031	879	85.26%
	Total	1,031	922	89.43%
0004674				
	Precinct	1,594	88	5.52%
	Vote by Mail	1,594	1,362	85.45%
	Total	1,594	1,450	90.97%

0004675

Precinct	3,153	214	6.79%
Vote by Mail	3,153	2,638	83.67%
Total	3,153	2,852	90.45%

0004685

Precinct	1,707	62	3.63%
Vote by Mail	1,707	1,456	85.30%
Total	1,707	1,518	88.93%

0004687

Precinct	1,777	69	3.88%
Vote by Mail	1,777	1,555	87.51%
Total	1,777	1,624	91.39%

0004688

Precinct	3,379	136	4.02%
Vote by Mail	3,379	2,889	85.50%
Total	3,379	3,025	89.52%

0004691

Precinct	2,285	109	4.77%
Vote by Mail	2,285	1,904	83.33%
Total	2,285	2,013	88.10%

0004696

Precinct	1,356	42	3.10%
Vote by Mail	1,356	1,166	85.99%
Total	1,356	1,208	89.09%

0004698

Precinct	1,201	49	4.08%
Vote by Mail	1,201	1,026	85.43%
Total	1,201	1,075	89.51%

0004699

Precinct	1,732	63	3.64%
Vote by Mail	1,732	1,496	86.37%
Total	1,732	1,559	90.01%

0004702

Precinct	1,089	51	4.68%
Vote by Mail	1,089	911	83.65%
Total	1,089	962	88.34%

0004715

Precinct	641	23	3.59%
Vote by Mail	641	488	76.13%
Total	641	511	79.72%

0004733

Precinct	51	7	13.73%
Vote by Mail	51	40	78.43%
Total	51	47	92.16%

City of Saratoga - Total	22,885	20,466	89.43%
--------------------------	--------	--------	--------

City of Sunnyvale

003001

Precinct	3,173	188	5.92%
Vote by Mail	3,173	2,535	79.89%
Total	3,173	2,723	85.82%

0003002

	Precinct	3,009	212	7.05%
	Vote by Mail	3,009	2,298	76.37%
	Total	3,009	2,510	83.42%
0003005				
	Precinct	57	4	7.02%
	Vote by Mail	57	50	87.72%
	Total	57	54	94.74%
0003008				
	Precinct	38	0	0.00%
	Vote by Mail	38	31	81.58%
	Total	38	31	81.58%
0003010				
	Precinct	2,810	177	6.30%
	Vote by Mail	2,810	2,146	76.37%
	Total	2,810	2,323	82.67%
0003011				
	Precinct	2,533	177	6.99%
	Vote by Mail	2,533	1,929	76.15%
	Total	2,533	2,106	83.14%
0003012				
	Precinct	134	8	5.97%
	Vote by Mail	134	110	82.09%
	Total	134	118	88.06%
0003013				
	Precinct	3,482	224	6.43%
	Vote by Mail	3,482	2,656	76.28%
	Total	3,482	2,880	82.71%
0003016				
	Precinct	1,009	40	3.96%
	Vote by Mail	1,009	834	82.66%
	Total	1,009	874	86.62%
0003017				
	Precinct	793	60	7.57%
	Vote by Mail	793	575	72.51%
	Total	793	635	80.08%
0003018				
	Precinct	423	30	7.09%
	Vote by Mail	423	310	73.29%
	Total	423	340	80.38%
0003019				
	Precinct	3,485	190	5.45%
	Vote by Mail	3,485	2,792	80.11%
	Total	3,485	2,982	85.57%
0003021				
	Precinct	317	19	5.99%
	Vote by Mail	317	251	79.18%
	Total	317	270	85.17%
0003023				
	Precinct	2,854	189	6.62%
	Vote by Mail	2,854	2,283	79.99%
	Total	2,854	2,472	86.62%

0003026

Precinct	2,113	94	4.45%
Vote by Mail	2,113	1,683	79.65%
Total	2,113	1,777	84.10%

0003029

Precinct	0	0	N/A
Vote by Mail	0	0	N/A
Total	0	0	N/A

0003031

Precinct	1	0	0.00%
Vote by Mail	1	0	0.00%
Total	1	0	0.00%

0003032

Precinct	1,642	105	6.39%
Vote by Mail	1,642	1,370	83.43%
Total	1,642	1,475	89.83%

0003034

Precinct	3,422	186	5.44%
Vote by Mail	3,422	2,888	84.40%
Total	3,422	3,074	89.83%

0003035

Precinct	2,557	174	6.80%
Vote by Mail	2,557	2,015	78.80%
Total	2,557	2,189	85.61%

0003039

Precinct	1,739	77	4.43%
Vote by Mail	1,739	1,479	85.05%
Total	1,739	1,556	89.48%

0003040

Precinct	0	0	N/A
Vote by Mail	0	0	N/A
Total	0	0	N/A

0003042

Precinct	1,879	114	6.07%
Vote by Mail	1,879	1,401	74.56%
Total	1,879	1,515	80.63%

0003043

Precinct	3,029	132	4.36%
Vote by Mail	3,029	2,569	84.81%
Total	3,029	2,701	89.17%

0003045

Precinct	3,911	198	5.06%
Vote by Mail	3,911	3,169	81.03%
Total	3,911	3,367	86.09%

0003047

Precinct	1,215	53	4.36%
Vote by Mail	1,215	1,077	88.64%
Total	1,215	1,130	93.00%

0003048

Precinct	3,686	201	5.45%
Vote by Mail	3,686	2,842	77.10%

	Total	3,686	3,043	82.56%
0003051				
	Precinct	2,555	73	2.86%
	Vote by Mail	2,555	2,218	86.81%
	Total	2,555	2,291	89.67%
0003053				
	Precinct	3,027	119	3.93%
	Vote by Mail	3,027	2,573	85.00%
	Total	3,027	2,692	88.93%
0003061				
	Precinct	101	10	9.90%
	Vote by Mail	101	76	75.25%
	Total	101	86	85.15%
0003079				
	Precinct	668	28	4.19%
	Vote by Mail	668	543	81.29%
	Total	668	571	85.48%
0003080				
	Precinct	1,072	46	4.29%
	Vote by Mail	1,072	935	87.22%
	Total	1,072	981	91.51%
0003086				
	Precinct	3,417	141	4.13%
	Vote by Mail	3,417	2,985	87.36%
	Total	3,417	3,126	91.48%
0003087				
	Precinct	1,575	117	7.43%
	Vote by Mail	1,575	1,113	70.67%
	Total	1,575	1,230	78.10%
0003089				
	Precinct	0	0	N/A
	Vote by Mail	0	0	N/A
	Total	0	0	N/A
0003095				
	Precinct	5	0	0.00%
	Vote by Mail	5	2	40.00%
	Total	5	2	40.00%
0003101				
	Precinct	171	10	5.85%
	Vote by Mail	171	135	78.95%
	Total	171	145	84.80%
0003102				
	Precinct	613	35	5.71%
	Vote by Mail	613	496	80.91%
	Total	613	531	86.62%
0003103				
	Precinct	1,401	87	6.21%
	Vote by Mail	1,401	1,150	82.08%
	Total	1,401	1,237	88.29%
0003116				
	Precinct	925	40	4.32%

Vote by Mail	925	778	84.11%
Total	925	818	88.43%

0003117

Precinct	1,009	50	4.96%
Vote by Mail	1,009	808	80.08%
Total	1,009	858	85.03%

0003120

Precinct	627	39	6.22%
Vote by Mail	627	487	77.67%
Total	627	526	83.89%

0003122

Precinct	2,549	127	4.98%
Vote by Mail	2,549	2,145	84.15%
Total	2,549	2,272	89.13%

0003156

Precinct	178	10	5.62%
Vote by Mail	178	126	70.79%
Total	178	136	76.40%

City of Sunnyvale - Total 69,204 59,647 86.19%

Town of Los Altos Hills

0002274

Precinct	276	6	2.17%
Vote by Mail	276	241	87.32%
Total	276	247	89.49%

0002275

Precinct	1,173	62	5.29%
Vote by Mail	1,173	1,024	87.30%
Total	1,173	1,086	92.58%

0002278

Precinct	1,128	72	6.38%
Vote by Mail	1,128	942	83.51%
Total	1,128	1,014	89.89%

0002281

Precinct	6	0	0.00%
Vote by Mail	6	5	83.33%
Total	6	5	83.33%

0002282

Precinct	1,413	68	4.81%
Vote by Mail	1,413	1,205	85.28%
Total	1,413	1,273	90.09%

0002285

Precinct	2,532	143	5.65%
Vote by Mail	2,532	2,170	85.70%
Total	2,532	2,313	91.35%

Town of Los Altos Hills - Total 6,528 5,938 90.96%

Town of Los Gatos

0002720

Precinct	1,633	71	4.35%
Vote by Mail	1,633	1,430	87.57%

	Total	1,633	1,501	91.92%
0002721				
	Precinct	1,433	55	3.84%
	Vote by Mail	1,433	1,235	86.18%
	Total	1,433	1,290	90.02%
0002723				
	Precinct	3,283	124	3.78%
	Vote by Mail	3,283	2,847	86.72%
	Total	3,283	2,971	90.50%
0002724				
	Precinct	2,596	142	5.47%
	Vote by Mail	2,596	2,188	84.28%
	Total	2,596	2,330	89.75%
0002725				
	Precinct	2,504	126	5.03%
	Vote by Mail	2,504	2,092	83.55%
	Total	2,504	2,218	88.58%
0002726				
	Precinct	1,642	105	6.39%
	Vote by Mail	1,642	1,326	80.76%
	Total	1,642	1,431	87.15%
0002727				
	Precinct	1,809	68	3.76%
	Vote by Mail	1,809	1,599	88.39%
	Total	1,809	1,667	92.15%
0002729				
	Precinct	1,933	57	2.95%
	Vote by Mail	1,933	1,710	88.46%
	Total	1,933	1,767	91.41%
0002734				
	Precinct	2,730	126	4.62%
	Vote by Mail	2,730	2,248	82.34%
	Total	2,730	2,374	86.96%
0002740				
	Precinct	3,015	145	4.81%
	Vote by Mail	3,015	2,514	83.38%
	Total	3,015	2,659	88.19%
0002751				
	Precinct	25	0	0.00%
	Vote by Mail	25	17	68.00%
	Total	25	17	68.00%
0002761				
	Precinct	4	0	0.00%
	Vote by Mail	4	4	100.00%
	Total	4	4	100.00%
Town of Los Gatos - Total		22,607	20,229	89.48%
Unincorporated				
0002539				
	Precinct	258	6	2.33%
	Vote by Mail	258	141	54.65%
	Total	258	147	56.98%

0002542

Precinct	2,081	230	11.05%
Vote by Mail	2,081	1,311	63.00%
Total	2,081	1,541	74.05%

0002545

Precinct	2,367	113	4.77%
Vote by Mail	2,367	1,862	78.66%
Total	2,367	1,975	83.44%

0002802

Precinct	2,580	109	4.22%
Vote by Mail	2,580	2,266	87.83%
Total	2,580	2,375	92.05%

0002808

Precinct	107	3	2.80%
Vote by Mail	107	83	77.57%
Total	107	86	80.37%

0002810

Precinct	24	0	0.00%
Vote by Mail	24	21	87.50%
Total	24	21	87.50%

0002811

Precinct	37	0	0.00%
Vote by Mail	37	36	97.30%
Total	37	36	97.30%

0002812

Precinct	303	16	5.28%
Vote by Mail	303	253	83.50%
Total	303	269	88.78%

0002813

Precinct	255	9	3.53%
Vote by Mail	255	228	89.41%
Total	255	237	92.94%

0002816

Precinct	25	0	0.00%
Vote by Mail	25	23	92.00%
Total	25	23	92.00%

0002825

Precinct	30	0	0.00%
Vote by Mail	30	15	50.00%
Total	30	15	50.00%

0002870

Precinct	133	6	4.51%
Vote by Mail	133	115	86.47%
Total	133	121	90.98%

0002951

Precinct	323	28	8.67%
Vote by Mail	323	249	77.09%
Total	323	277	85.76%

0005449

Precinct	148	7	4.73%
Vote by Mail	148	134	90.54%

	Total	148	141	95.27%
0005451	Precinct	17	0	0.00%
	Vote by Mail	17	15	88.24%
	Total	17	15	88.24%
0005454	Precinct	9	1	11.11%
	Vote by Mail	9	7	77.78%
	Total	9	8	88.89%
0005455	Precinct	0	0	N/A
	Vote by Mail	0	0	N/A
	Total	0	0	N/A
0005456	Precinct	4	0	0.00%
	Vote by Mail	4	3	75.00%
	Total	4	3	75.00%
0005458	Precinct	2	0	0.00%
	Vote by Mail	2	0	0.00%
	Total	2	0	0.00%
0005502	Precinct	464	27	5.82%
	Vote by Mail	464	382	82.33%
	Total	464	409	88.15%
0005503	Precinct	400	29	7.25%
	Vote by Mail	400	273	68.25%
	Total	400	302	75.50%
0005505	Precinct	374	16	4.28%
	Vote by Mail	374	302	80.75%
	Total	374	318	85.03%
0005507	Precinct	1	0	0.00%
	Vote by Mail	1	0	0.00%
	Total	1	0	0.00%
0005556	Precinct	1,648	136	8.25%
	Vote by Mail	1,648	1,183	71.78%
	Total	1,648	1,319	80.04%
0005557	Precinct	1,052	51	4.85%
	Vote by Mail	1,052	870	82.70%
	Total	1,052	921	87.55%
0005567	Precinct	616	44	7.14%
	Vote by Mail	616	468	75.97%
	Total	616	512	83.12%
0005742	Precinct	18	0	0.00%

Vote by Mail	18	17	94.44%
Total	18	17	94.44%

0005743

Precinct	587	41	6.98%
Vote by Mail	587	486	82.79%
Total	587	527	89.78%

0005745

Precinct	493	28	5.68%
Vote by Mail	493	423	85.80%
Total	493	451	91.48%

0005747

Precinct	988	33	3.34%
Vote by Mail	988	879	88.97%
Total	988	912	92.31%

0005748

Precinct	1,927	173	8.98%
Vote by Mail	1,927	1,569	81.42%
Total	1,927	1,742	90.40%

0005756

Precinct	103	3	2.91%
Vote by Mail	103	85	82.52%
Total	103	88	85.44%

0005758

Precinct	187	3	1.60%
Vote by Mail	187	168	89.84%
Total	187	171	91.44%

0005759

Precinct	477	25	5.24%
Vote by Mail	477	410	85.95%
Total	477	435	91.19%

0005762

Precinct	298	8	2.68%
Vote by Mail	298	258	86.58%
Total	298	266	89.26%

0005763

Precinct	82	8	9.76%
Vote by Mail	82	71	86.59%
Total	82	79	96.34%

0005770

Precinct	181	3	1.66%
Vote by Mail	181	162	89.50%
Total	181	165	91.16%

0005775

Precinct	373	9	2.41%
Vote by Mail	373	314	84.18%
Total	373	323	86.60%

0005785

Precinct	0	0	N/A
Vote by Mail	0	0	N/A
Total	0	0	N/A

0005793

	Precinct	0	0	N/A
	Vote by Mail	0	0	N/A
	Total	0	0	N/A
0005795				
	Precinct	3	0	0.00%
	Vote by Mail	3	2	66.67%
	Total	3	2	66.67%
0005804				
	Precinct	1,276	64	5.02%
	Vote by Mail	1,276	1,070	83.86%
	Total	1,276	1,134	88.87%
0005810				
	Precinct	415	27	6.51%
	Vote by Mail	415	354	85.30%
	Total	415	381	91.81%
0005811				
	Precinct	327	16	4.89%
	Vote by Mail	327	274	83.79%
	Total	327	290	88.69%
0005813				
	Precinct	60	4	6.67%
	Vote by Mail	60	50	83.33%
	Total	60	54	90.00%
0005814				
	Precinct	263	18	6.84%
	Vote by Mail	263	213	80.99%
	Total	263	231	87.83%
0005854				
	Precinct	2	0	0.00%
	Vote by Mail	2	2	100.00%
	Total	2	2	100.00%
0005879				
	Precinct	25	3	12.00%
	Vote by Mail	25	20	80.00%
	Total	25	23	92.00%
0005886				
	Precinct	22	3	13.64%
	Vote by Mail	22	13	59.09%
	Total	22	16	72.73%
0005888				
	Precinct	0	0	N/A
	Vote by Mail	0	0	N/A
	Total	0	0	N/A
0005894				
	Precinct	258	7	2.71%
	Vote by Mail	258	220	85.27%
	Total	258	227	87.98%
0005896				
	Precinct	4	0	0.00%
	Vote by Mail	4	3	75.00%
	Total	4	3	75.00%

0005901

Precinct	1	0	0.00%
Vote by Mail	1	0	0.00%
Total	1	0	0.00%

0005902

Precinct	496	24	4.84%
Vote by Mail	496	433	87.30%
Total	496	457	92.14%

0005903

Precinct	679	52	7.66%
Vote by Mail	679	537	79.09%
Total	679	589	86.75%

0005906

Precinct	472	34	7.20%
Vote by Mail	472	369	78.18%
Total	472	403	85.38%

0005907

Precinct	9	0	0.00%
Vote by Mail	9	8	88.89%
Total	9	8	88.89%

0005911

Precinct	2,097	193	9.20%
Vote by Mail	2,097	1,586	75.63%
Total	2,097	1,779	84.84%

0005912

Precinct	212	16	7.55%
Vote by Mail	212	144	67.92%
Total	212	160	75.47%

0005914

Precinct	1,243	83	6.68%
Vote by Mail	1,243	1,025	82.46%
Total	1,243	1,108	89.14%

0005915

Precinct	1,049	60	5.72%
Vote by Mail	1,049	863	82.27%
Total	1,049	923	87.99%

0005916

Precinct	91	6	6.59%
Vote by Mail	91	75	82.42%
Total	91	81	89.01%

0005917

Precinct	296	22	7.43%
Vote by Mail	296	232	78.38%
Total	296	254	85.81%

0005919

Precinct	413	29	7.02%
Vote by Mail	413	320	77.48%
Total	413	349	84.50%

0005922

Precinct	628	58	9.24%
Vote by Mail	628	472	75.16%

	Total	628	530	84.39%
0005925				
	Precinct	94	2	2.13%
	Vote by Mail	94	79	84.04%
	Total	94	81	86.17%
0005927				
	Precinct	1	0	0.00%
	Vote by Mail	1	1	100.00%
	Total	1	1	100.00%
0005929				
	Precinct	159	15	9.43%
	Vote by Mail	159	120	75.47%
	Total	159	135	84.91%
0005931				
	Precinct	160	5	3.13%
	Vote by Mail	160	135	84.38%
	Total	160	140	87.50%
0005936				
	Precinct	506	35	6.92%
	Vote by Mail	506	391	77.27%
	Total	506	426	84.19%
0005940				
	Precinct	59	8	13.56%
	Vote by Mail	59	45	76.27%
	Total	59	53	89.83%
0005947				
	Precinct	575	21	3.65%
	Vote by Mail	575	484	84.17%
	Total	575	505	87.83%
0005949				
	Precinct	685	50	7.30%
	Vote by Mail	685	481	70.22%
	Total	685	531	77.52%
0005950				
	Precinct	159	14	8.81%
	Vote by Mail	159	123	77.36%
	Total	159	137	86.16%
0005951				
	Precinct	6	0	0.00%
	Vote by Mail	6	7	116.67%
	Total	6	7	116.67%
0005955				
	Precinct	1,347	101	7.50%
	Vote by Mail	1,347	1,053	78.17%
	Total	1,347	1,154	85.67%
0005956				
	Precinct	1,192	57	4.78%
	Vote by Mail	1,192	998	83.72%
	Total	1,192	1,055	88.51%
0005957				
	Precinct	152	9	5.92%

Vote by Mail	152	116	76.32%
Total	152	125	82.24%

0005958

Precinct	943	78	8.27%
Vote by Mail	943	720	76.35%
Total	943	798	84.62%

0005959

Precinct	103	3	2.91%
Vote by Mail	103	78	75.73%
Total	103	81	78.64%

0005965

Precinct	1,280	100	7.81%
Vote by Mail	1,280	986	77.03%
Total	1,280	1,086	84.84%

0005966

Precinct	241	13	5.39%
Vote by Mail	241	177	73.44%
Total	241	190	78.84%

0005975

Precinct	57	5	8.77%
Vote by Mail	57	31	54.39%
Total	57	36	63.16%

0005988

Precinct	2	0	0.00%
Vote by Mail	2	0	0.00%
Total	2	0	0.00%

0006023

Precinct	18	0	0.00%
Vote by Mail	18	13	72.22%
Total	18	13	72.22%

0006028

Precinct	73	1	1.37%
Vote by Mail	73	59	80.82%
Total	73	60	82.19%

0006031

Precinct	35	2	5.71%
Vote by Mail	35	26	74.29%
Total	35	28	80.00%

0006035

Precinct	0	0	N/A
Vote by Mail	0	0	N/A
Total	0	0	N/A

0006036

Precinct	0	0	N/A
Vote by Mail	0	0	N/A
Total	0	0	N/A

0006048

Precinct	24	0	0.00%
Vote by Mail	24	21	87.50%
Total	24	21	87.50%

0006401

	Precinct	1	0	0.00%
	Vote by Mail	1	0	0.00%
	Total	1	0	0.00%
0006402	Precinct	100	2	2.00%
	Vote by Mail	100	91	91.00%
	Total	100	93	93.00%
0006404	Precinct	2,921	147	5.03%
	Vote by Mail	2,921	2,383	81.58%
	Total	2,921	2,530	86.61%
0006405	Precinct	11	0	0.00%
	Vote by Mail	11	10	90.91%
	Total	11	10	90.91%
0006410	Precinct	110	6	5.45%
	Vote by Mail	110	89	80.91%
	Total	110	95	86.36%
0006413	Precinct	10	0	0.00%
	Vote by Mail	10	9	90.00%
	Total	10	9	90.00%
0006418	Precinct	868	56	6.45%
	Vote by Mail	868	709	81.68%
	Total	868	765	88.13%
0006419	Precinct	64	5	7.81%
	Vote by Mail	64	54	84.38%
	Total	64	59	92.19%
0006423	Precinct	59	4	6.78%
	Vote by Mail	59	49	83.05%
	Total	59	53	89.83%
0006452	Precinct	1,297	106	8.17%
	Vote by Mail	1,297	839	64.69%
	Total	1,297	945	72.86%
0006454	Precinct	301	15	4.98%
	Vote by Mail	301	232	77.08%
	Total	301	247	82.06%
0006455	Precinct	3,400	207	6.09%
	Vote by Mail	3,400	2,451	72.09%
	Total	3,400	2,658	78.18%
0006491	Precinct	28	0	0.00%
	Vote by Mail	28	24	85.71%
	Total	28	24	85.71%

0006502

Precinct	376	24	6.38%
Vote by Mail	376	264	70.21%
Total	376	288	76.60%

0006509

Precinct	23	3	13.04%
Vote by Mail	23	12	52.17%
Total	23	15	65.22%

0006510

Precinct	38	3	7.89%
Vote by Mail	38	32	84.21%
Total	38	35	92.11%

0006511

Precinct	152	5	3.29%
Vote by Mail	152	125	82.24%
Total	152	130	85.53%

0006515

Precinct	129	8	6.20%
Vote by Mail	129	101	78.29%
Total	129	109	84.50%

0006624

Precinct	7	0	0.00%
Vote by Mail	7	7	100.00%
Total	7	7	100.00%

0006625

Precinct	5	0	0.00%
Vote by Mail	5	5	100.00%
Total	5	5	100.00%

0006669

Precinct	85	1	1.18%
Vote by Mail	85	76	89.41%
Total	85	77	90.59%

0006678

Precinct	61	1	1.64%
Vote by Mail	61	54	88.52%
Total	61	55	90.16%

Unincorporated - Total 47,230 40,123 84.95%

Cumulative

Cumulative

Precinct	0	0	N/A
Vote by Mail	0	0	N/A
Total	0	0	N/A

Cumulative - Total 0 0 N/A

City - Total 1,019,309 863,964 84.76%

Precinct	1,019,309	60,005	5.89%
Vote by Mail	1,019,309	803,959	78.87%

Unincorporated Area

Unincorporated Area

0002539

	Precinct	258	6	2.33%
	Vote by Mail	258	141	54.65%
	Total	258	147	56.98%
0002542				
	Precinct	2,081	230	11.05%
	Vote by Mail	2,081	1,311	63.00%
	Total	2,081	1,541	74.05%
0002545				
	Precinct	2,367	113	4.77%
	Vote by Mail	2,367	1,862	78.66%
	Total	2,367	1,975	83.44%
0002802				
	Precinct	2,580	109	4.22%
	Vote by Mail	2,580	2,266	87.83%
	Total	2,580	2,375	92.05%
0002808				
	Precinct	107	3	2.80%
	Vote by Mail	107	83	77.57%
	Total	107	86	80.37%
0002810				
	Precinct	24	0	0.00%
	Vote by Mail	24	21	87.50%
	Total	24	21	87.50%
0002811				
	Precinct	37	0	0.00%
	Vote by Mail	37	36	97.30%
	Total	37	36	97.30%
0002812				
	Precinct	303	16	5.28%
	Vote by Mail	303	253	83.50%
	Total	303	269	88.78%
0002813				
	Precinct	255	9	3.53%
	Vote by Mail	255	228	89.41%
	Total	255	237	92.94%
0002816				
	Precinct	25	0	0.00%
	Vote by Mail	25	23	92.00%
	Total	25	23	92.00%
0002825				
	Precinct	30	0	0.00%
	Vote by Mail	30	15	50.00%
	Total	30	15	50.00%
0002870				
	Precinct	133	6	4.51%
	Vote by Mail	133	115	86.47%
	Total	133	121	90.98%
0002951				
	Precinct	323	28	8.67%
	Vote by Mail	323	249	77.09%
	Total	323	277	85.76%

0005449

Precinct	148	7	4.73%
Vote by Mail	148	134	90.54%
Total	148	141	95.27%

0005451

Precinct	17	0	0.00%
Vote by Mail	17	15	88.24%
Total	17	15	88.24%

0005454

Precinct	9	1	11.11%
Vote by Mail	9	7	77.78%
Total	9	8	88.89%

0005455

Precinct	0	0	N/A
Vote by Mail	0	0	N/A
Total	0	0	N/A

0005456

Precinct	4	0	0.00%
Vote by Mail	4	3	75.00%
Total	4	3	75.00%

0005458

Precinct	2	0	0.00%
Vote by Mail	2	0	0.00%
Total	2	0	0.00%

0005502

Precinct	464	27	5.82%
Vote by Mail	464	382	82.33%
Total	464	409	88.15%

0005503

Precinct	400	29	7.25%
Vote by Mail	400	273	68.25%
Total	400	302	75.50%

0005505

Precinct	374	16	4.28%
Vote by Mail	374	302	80.75%
Total	374	318	85.03%

0005507

Precinct	1	0	0.00%
Vote by Mail	1	0	0.00%
Total	1	0	0.00%

0005556

Precinct	1,648	136	8.25%
Vote by Mail	1,648	1,183	71.78%
Total	1,648	1,319	80.04%

0005557

Precinct	1,052	51	4.85%
Vote by Mail	1,052	870	82.70%
Total	1,052	921	87.55%

0005567

Precinct	616	44	7.14%
Vote by Mail	616	468	75.97%

	Total	616	512	83.12%
0005742				
	Precinct	18	0	0.00%
	Vote by Mail	18	17	94.44%
	Total	18	17	94.44%
0005743				
	Precinct	587	41	6.98%
	Vote by Mail	587	486	82.79%
	Total	587	527	89.78%
0005745				
	Precinct	493	28	5.68%
	Vote by Mail	493	423	85.80%
	Total	493	451	91.48%
0005747				
	Precinct	988	33	3.34%
	Vote by Mail	988	879	88.97%
	Total	988	912	92.31%
0005748				
	Precinct	1,927	173	8.98%
	Vote by Mail	1,927	1,569	81.42%
	Total	1,927	1,742	90.40%
0005756				
	Precinct	103	3	2.91%
	Vote by Mail	103	85	82.52%
	Total	103	88	85.44%
0005758				
	Precinct	187	3	1.60%
	Vote by Mail	187	168	89.84%
	Total	187	171	91.44%
0005759				
	Precinct	477	25	5.24%
	Vote by Mail	477	410	85.95%
	Total	477	435	91.19%
0005762				
	Precinct	298	8	2.68%
	Vote by Mail	298	258	86.58%
	Total	298	266	89.26%
0005763				
	Precinct	82	8	9.76%
	Vote by Mail	82	71	86.59%
	Total	82	79	96.34%
0005770				
	Precinct	181	3	1.66%
	Vote by Mail	181	162	89.50%
	Total	181	165	91.16%
0005775				
	Precinct	373	9	2.41%
	Vote by Mail	373	314	84.18%
	Total	373	323	86.60%
0005785				
	Precinct	0	0	N/A

Vote by Mail	0	0	N/A
Total	0	0	N/A

0005793

Precinct	0	0	N/A
Vote by Mail	0	0	N/A
Total	0	0	N/A

0005795

Precinct	3	0	0.00%
Vote by Mail	3	2	66.67%
Total	3	2	66.67%

0005804

Precinct	1,276	64	5.02%
Vote by Mail	1,276	1,070	83.86%
Total	1,276	1,134	88.87%

0005810

Precinct	415	27	6.51%
Vote by Mail	415	354	85.30%
Total	415	381	91.81%

0005811

Precinct	327	16	4.89%
Vote by Mail	327	274	83.79%
Total	327	290	88.69%

0005813

Precinct	60	4	6.67%
Vote by Mail	60	50	83.33%
Total	60	54	90.00%

0005814

Precinct	263	18	6.84%
Vote by Mail	263	213	80.99%
Total	263	231	87.83%

0005854

Precinct	2	0	0.00%
Vote by Mail	2	2	100.00%
Total	2	2	100.00%

0005879

Precinct	25	3	12.00%
Vote by Mail	25	20	80.00%
Total	25	23	92.00%

0005886

Precinct	22	3	13.64%
Vote by Mail	22	13	59.09%
Total	22	16	72.73%

0005888

Precinct	0	0	N/A
Vote by Mail	0	0	N/A
Total	0	0	N/A

0005894

Precinct	258	7	2.71%
Vote by Mail	258	220	85.27%
Total	258	227	87.98%

0005896

	Precinct	4	0	0.00%
	Vote by Mail	4	3	75.00%
	Total	4	3	75.00%
0005901	Precinct	1	0	0.00%
	Vote by Mail	1	0	0.00%
	Total	1	0	0.00%
0005902	Precinct	496	24	4.84%
	Vote by Mail	496	433	87.30%
	Total	496	457	92.14%
0005903	Precinct	679	52	7.66%
	Vote by Mail	679	537	79.09%
	Total	679	589	86.75%
0005906	Precinct	472	34	7.20%
	Vote by Mail	472	369	78.18%
	Total	472	403	85.38%
0005907	Precinct	9	0	0.00%
	Vote by Mail	9	8	88.89%
	Total	9	8	88.89%
0005911	Precinct	2,097	193	9.20%
	Vote by Mail	2,097	1,586	75.63%
	Total	2,097	1,779	84.84%
0005912	Precinct	212	16	7.55%
	Vote by Mail	212	144	67.92%
	Total	212	160	75.47%
0005914	Precinct	1,243	83	6.68%
	Vote by Mail	1,243	1,025	82.46%
	Total	1,243	1,108	89.14%
0005915	Precinct	1,049	60	5.72%
	Vote by Mail	1,049	863	82.27%
	Total	1,049	923	87.99%
0005916	Precinct	91	6	6.59%
	Vote by Mail	91	75	82.42%
	Total	91	81	89.01%
0005917	Precinct	296	22	7.43%
	Vote by Mail	296	232	78.38%
	Total	296	254	85.81%
0005919	Precinct	413	29	7.02%
	Vote by Mail	413	320	77.48%
	Total	413	349	84.50%

0005922

Precinct	628	58	9.24%
Vote by Mail	628	472	75.16%
Total	628	530	84.39%

0005925

Precinct	94	2	2.13%
Vote by Mail	94	79	84.04%
Total	94	81	86.17%

0005927

Precinct	1	0	0.00%
Vote by Mail	1	1	100.00%
Total	1	1	100.00%

0005929

Precinct	159	15	9.43%
Vote by Mail	159	120	75.47%
Total	159	135	84.91%

0005931

Precinct	160	5	3.13%
Vote by Mail	160	135	84.38%
Total	160	140	87.50%

0005936

Precinct	506	35	6.92%
Vote by Mail	506	391	77.27%
Total	506	426	84.19%

0005940

Precinct	59	8	13.56%
Vote by Mail	59	45	76.27%
Total	59	53	89.83%

0005947

Precinct	575	21	3.65%
Vote by Mail	575	484	84.17%
Total	575	505	87.83%

0005949

Precinct	685	50	7.30%
Vote by Mail	685	481	70.22%
Total	685	531	77.52%

0005950

Precinct	159	14	8.81%
Vote by Mail	159	123	77.36%
Total	159	137	86.16%

0005951

Precinct	6	0	0.00%
Vote by Mail	6	7	116.67%
Total	6	7	116.67%

0005955

Precinct	1,347	101	7.50%
Vote by Mail	1,347	1,053	78.17%
Total	1,347	1,154	85.67%

0005956

Precinct	1,192	57	4.78%
Vote by Mail	1,192	998	83.72%

	Total	1,192	1,055	88.51%
0005957				
	Precinct	152	9	5.92%
	Vote by Mail	152	116	76.32%
	Total	152	125	82.24%
0005958				
	Precinct	943	78	8.27%
	Vote by Mail	943	720	76.35%
	Total	943	798	84.62%
0005959				
	Precinct	103	3	2.91%
	Vote by Mail	103	78	75.73%
	Total	103	81	78.64%
0005965				
	Precinct	1,280	100	7.81%
	Vote by Mail	1,280	986	77.03%
	Total	1,280	1,086	84.84%
0005966				
	Precinct	241	13	5.39%
	Vote by Mail	241	177	73.44%
	Total	241	190	78.84%
0005975				
	Precinct	57	5	8.77%
	Vote by Mail	57	31	54.39%
	Total	57	36	63.16%
0005988				
	Precinct	2	0	0.00%
	Vote by Mail	2	0	0.00%
	Total	2	0	0.00%
0006023				
	Precinct	18	0	0.00%
	Vote by Mail	18	13	72.22%
	Total	18	13	72.22%
0006028				
	Precinct	73	1	1.37%
	Vote by Mail	73	59	80.82%
	Total	73	60	82.19%
0006031				
	Precinct	35	2	5.71%
	Vote by Mail	35	26	74.29%
	Total	35	28	80.00%
0006035				
	Precinct	0	0	N/A
	Vote by Mail	0	0	N/A
	Total	0	0	N/A
0006036				
	Precinct	0	0	N/A
	Vote by Mail	0	0	N/A
	Total	0	0	N/A
0006048				
	Precinct	24	0	0.00%

	Vote by Mail	24	21	87.50%
	Total	24	21	87.50%
0006401	Precinct	1	0	0.00%
	Vote by Mail	1	0	0.00%
	Total	1	0	0.00%
0006402	Precinct	100	2	2.00%
	Vote by Mail	100	91	91.00%
	Total	100	93	93.00%
0006404	Precinct	2,921	147	5.03%
	Vote by Mail	2,921	2,383	81.58%
	Total	2,921	2,530	86.61%
0006405	Precinct	11	0	0.00%
	Vote by Mail	11	10	90.91%
	Total	11	10	90.91%
0006410	Precinct	110	6	5.45%
	Vote by Mail	110	89	80.91%
	Total	110	95	86.36%
0006413	Precinct	10	0	0.00%
	Vote by Mail	10	9	90.00%
	Total	10	9	90.00%
0006418	Precinct	868	56	6.45%
	Vote by Mail	868	709	81.68%
	Total	868	765	88.13%
0006419	Precinct	64	5	7.81%
	Vote by Mail	64	54	84.38%
	Total	64	59	92.19%
0006423	Precinct	59	4	6.78%
	Vote by Mail	59	49	83.05%
	Total	59	53	89.83%
0006452	Precinct	1,297	106	8.17%
	Vote by Mail	1,297	839	64.69%
	Total	1,297	945	72.86%
0006454	Precinct	301	15	4.98%
	Vote by Mail	301	232	77.08%
	Total	301	247	82.06%
0006455	Precinct	3,400	207	6.09%
	Vote by Mail	3,400	2,451	72.09%
	Total	3,400	2,658	78.18%
0006491				

	Precinct	28	0	0.00%
	Vote by Mail	28	24	85.71%
	Total	28	24	85.71%
0006502	Precinct	376	24	6.38%
	Vote by Mail	376	264	70.21%
	Total	376	288	76.60%
0006509	Precinct	23	3	13.04%
	Vote by Mail	23	12	52.17%
	Total	23	15	65.22%
0006510	Precinct	38	3	7.89%
	Vote by Mail	38	32	84.21%
	Total	38	35	92.11%
0006511	Precinct	152	5	3.29%
	Vote by Mail	152	125	82.24%
	Total	152	130	85.53%
0006515	Precinct	129	8	6.20%
	Vote by Mail	129	101	78.29%
	Total	129	109	84.50%
0006624	Precinct	7	0	0.00%
	Vote by Mail	7	7	100.00%
	Total	7	7	100.00%
0006625	Precinct	5	0	0.00%
	Vote by Mail	5	5	100.00%
	Total	5	5	100.00%
0006669	Precinct	85	1	1.18%
	Vote by Mail	85	76	89.41%
	Total	85	77	90.59%
0006678	Precinct	61	1	1.64%
	Vote by Mail	61	54	88.52%
	Total	61	55	90.16%
Unincorporated Area - Total		47,230	40,123	84.95%
Unincorporated				
0002001	Precinct	9	72	800.00%
	Vote by Mail	9	9	100.00%
	Total	9	81	900.00%
0002002	Precinct	2,731	151	5.53%
	Vote by Mail	2,731	2,259	82.72%
	Total	2,731	2,410	88.25%
0002005				

Precinct	1,751	82	4.68%
Vote by Mail	1,751	1,506	86.01%
Total	1,751	1,588	90.69%

0002006

Precinct	81	2	2.47%
Vote by Mail	81	71	87.65%
Total	81	73	90.12%

0002009

Precinct	4,365	241	5.52%
Vote by Mail	4,365	3,553	81.40%
Total	4,365	3,794	86.92%

0002013

Precinct	3,559	171	4.80%
Vote by Mail	3,559	2,993	84.10%
Total	3,559	3,164	88.90%

0002014

Precinct	3,297	219	6.64%
Vote by Mail	3,297	2,657	80.59%
Total	3,297	2,876	87.23%

0002018

Precinct	142	14	9.86%
Vote by Mail	142	104	73.24%
Total	142	118	83.10%

0002025

Precinct	4,073	157	3.85%
Vote by Mail	4,073	3,464	85.05%
Total	4,073	3,621	88.90%

0002043

Precinct	3,095	121	3.91%
Vote by Mail	3,095	2,693	87.01%
Total	3,095	2,814	90.92%

0002046

Precinct	4,236	210	4.96%
Vote by Mail	4,236	3,541	83.59%
Total	4,236	3,751	88.55%

0002057

Precinct	3,967	183	4.61%
Vote by Mail	3,967	3,327	83.87%
Total	3,967	3,510	88.48%

0002068

Precinct	3,755	142	3.78%
Vote by Mail	3,755	3,252	86.60%
Total	3,755	3,394	90.39%

0002098

Precinct	4,126	175	4.24%
Vote by Mail	4,126	3,443	83.45%
Total	4,126	3,618	87.69%

0002108

Precinct	3,462	148	4.27%
Vote by Mail	3,462	2,957	85.41%
Total	3,462	3,105	89.69%

0002125	Precinct	366	13	3.55%
	Vote by Mail	366	321	87.70%
	Total	366	334	91.26%
0002274	Precinct	276	6	2.17%
	Vote by Mail	276	241	87.32%
	Total	276	247	89.49%
0002275	Precinct	1,173	62	5.29%
	Vote by Mail	1,173	1,024	87.30%
	Total	1,173	1,086	92.58%
0002278	Precinct	1,128	72	6.38%
	Vote by Mail	1,128	942	83.51%
	Total	1,128	1,014	89.89%
0002281	Precinct	6	0	0.00%
	Vote by Mail	6	5	83.33%
	Total	6	5	83.33%
0002282	Precinct	1,413	68	4.81%
	Vote by Mail	1,413	1,205	85.28%
	Total	1,413	1,273	90.09%
0002285	Precinct	2,532	143	5.65%
	Vote by Mail	2,532	2,170	85.70%
	Total	2,532	2,313	91.35%
0002301	Precinct	3,636	126	3.47%
	Vote by Mail	3,636	3,135	86.22%
	Total	3,636	3,261	89.69%
0002305	Precinct	4,846	200	4.13%
	Vote by Mail	4,846	4,172	86.09%
	Total	4,846	4,372	90.22%
0002309	Precinct	1,231	46	3.74%
	Vote by Mail	1,231	1,081	87.81%
	Total	1,231	1,127	91.55%
0002314	Precinct	2,828	115	4.07%
	Vote by Mail	2,828	2,476	87.55%
	Total	2,828	2,591	91.62%
0002317	Precinct	2,707	123	4.54%
	Vote by Mail	2,707	2,346	86.66%
	Total	2,707	2,469	91.21%
0002330	Precinct	4,245	134	3.16%
	Vote by Mail	4,245	3,754	88.43%

	Total	4,245	3,888	91.59%
0002338				
	Precinct	167	7	4.19%
	Vote by Mail	167	140	83.83%
	Total	167	147	88.02%
0002351				
	Precinct	2,398	87	3.63%
	Vote by Mail	2,398	2,107	87.86%
	Total	2,398	2,194	91.49%
0002353				
	Precinct	43	6	13.95%
	Vote by Mail	43	29	67.44%
	Total	43	35	81.40%
0002720				
	Precinct	1,633	71	4.35%
	Vote by Mail	1,633	1,430	87.57%
	Total	1,633	1,501	91.92%
0002721				
	Precinct	1,433	55	3.84%
	Vote by Mail	1,433	1,235	86.18%
	Total	1,433	1,290	90.02%
0002723				
	Precinct	3,283	124	3.78%
	Vote by Mail	3,283	2,847	86.72%
	Total	3,283	2,971	90.50%
0002724				
	Precinct	2,596	142	5.47%
	Vote by Mail	2,596	2,188	84.28%
	Total	2,596	2,330	89.75%
0002725				
	Precinct	2,504	126	5.03%
	Vote by Mail	2,504	2,092	83.55%
	Total	2,504	2,218	88.58%
0002726				
	Precinct	1,642	105	6.39%
	Vote by Mail	1,642	1,326	80.76%
	Total	1,642	1,431	87.15%
0002727				
	Precinct	1,809	68	3.76%
	Vote by Mail	1,809	1,599	88.39%
	Total	1,809	1,667	92.15%
0002729				
	Precinct	1,933	57	2.95%
	Vote by Mail	1,933	1,710	88.46%
	Total	1,933	1,767	91.41%
0002734				
	Precinct	2,730	126	4.62%
	Vote by Mail	2,730	2,248	82.34%
	Total	2,730	2,374	86.96%
0002740				
	Precinct	3,015	145	4.81%

	Vote by Mail	3,015	2,514	83.38%
	Total	3,015	2,659	88.19%
0002751				
	Precinct	25	0	0.00%
	Vote by Mail	25	17	68.00%
	Total	25	17	68.00%
0002761				
	Precinct	4	0	0.00%
	Vote by Mail	4	4	100.00%
	Total	4	4	100.00%
0003001				
	Precinct	3,173	188	5.92%
	Vote by Mail	3,173	2,535	79.89%
	Total	3,173	2,723	85.82%
0003002				
	Precinct	3,009	212	7.05%
	Vote by Mail	3,009	2,298	76.37%
	Total	3,009	2,510	83.42%
0003005				
	Precinct	57	4	7.02%
	Vote by Mail	57	50	87.72%
	Total	57	54	94.74%
0003008				
	Precinct	38	0	0.00%
	Vote by Mail	38	31	81.58%
	Total	38	31	81.58%
0003010				
	Precinct	2,810	177	6.30%
	Vote by Mail	2,810	2,146	76.37%
	Total	2,810	2,323	82.67%
0003011				
	Precinct	2,533	177	6.99%
	Vote by Mail	2,533	1,929	76.15%
	Total	2,533	2,106	83.14%
0003012				
	Precinct	134	8	5.97%
	Vote by Mail	134	110	82.09%
	Total	134	118	88.06%
0003013				
	Precinct	3,482	224	6.43%
	Vote by Mail	3,482	2,656	76.28%
	Total	3,482	2,880	82.71%
0003016				
	Precinct	1,009	40	3.96%
	Vote by Mail	1,009	834	82.66%
	Total	1,009	874	86.62%
0003017				
	Precinct	793	60	7.57%
	Vote by Mail	793	575	72.51%
	Total	793	635	80.08%
0003018				

Precinct	423	30	7.09%
Vote by Mail	423	310	73.29%
Total	423	340	80.38%

0003019

Precinct	3,485	190	5.45%
Vote by Mail	3,485	2,792	80.11%
Total	3,485	2,982	85.57%

0003021

Precinct	317	19	5.99%
Vote by Mail	317	251	79.18%
Total	317	270	85.17%

0003023

Precinct	2,854	189	6.62%
Vote by Mail	2,854	2,283	79.99%
Total	2,854	2,472	86.62%

0003026

Precinct	2,113	94	4.45%
Vote by Mail	2,113	1,683	79.65%
Total	2,113	1,777	84.10%

0003029

Precinct	0	0	N/A
Vote by Mail	0	0	N/A
Total	0	0	N/A

0003031

Precinct	1	0	0.00%
Vote by Mail	1	0	0.00%
Total	1	0	0.00%

0003032

Precinct	1,642	105	6.39%
Vote by Mail	1,642	1,370	83.43%
Total	1,642	1,475	89.83%

0003034

Precinct	3,422	186	5.44%
Vote by Mail	3,422	2,888	84.40%
Total	3,422	3,074	89.83%

0003035

Precinct	2,557	174	6.80%
Vote by Mail	2,557	2,015	78.80%
Total	2,557	2,189	85.61%

0003039

Precinct	1,739	77	4.43%
Vote by Mail	1,739	1,479	85.05%
Total	1,739	1,556	89.48%

0003040

Precinct	0	0	N/A
Vote by Mail	0	0	N/A
Total	0	0	N/A

0003042

Precinct	1,879	114	6.07%
Vote by Mail	1,879	1,401	74.56%
Total	1,879	1,515	80.63%

0003043	Precinct	3,029	132	4.36%
	Vote by Mail	3,029	2,569	84.81%
	Total	3,029	2,701	89.17%
0003045	Precinct	3,911	198	5.06%
	Vote by Mail	3,911	3,169	81.03%
	Total	3,911	3,367	86.09%
0003047	Precinct	1,215	53	4.36%
	Vote by Mail	1,215	1,077	88.64%
	Total	1,215	1,130	93.00%
0003048	Precinct	3,686	201	5.45%
	Vote by Mail	3,686	2,842	77.10%
	Total	3,686	3,043	82.56%
0003051	Precinct	2,555	73	2.86%
	Vote by Mail	2,555	2,218	86.81%
	Total	2,555	2,291	89.67%
0003053	Precinct	3,027	119	3.93%
	Vote by Mail	3,027	2,573	85.00%
	Total	3,027	2,692	88.93%
0003061	Precinct	101	10	9.90%
	Vote by Mail	101	76	75.25%
	Total	101	86	85.15%
0003079	Precinct	668	28	4.19%
	Vote by Mail	668	543	81.29%
	Total	668	571	85.48%
0003080	Precinct	1,072	46	4.29%
	Vote by Mail	1,072	935	87.22%
	Total	1,072	981	91.51%
0003086	Precinct	3,417	141	4.13%
	Vote by Mail	3,417	2,985	87.36%
	Total	3,417	3,126	91.48%
0003087	Precinct	1,575	117	7.43%
	Vote by Mail	1,575	1,113	70.67%
	Total	1,575	1,230	78.10%
0003089	Precinct	0	0	N/A
	Vote by Mail	0	0	N/A
	Total	0	0	N/A
0003095	Precinct	5	0	0.00%
	Vote by Mail	5	2	40.00%

	Total	5	2	40.00%
0003101				
	Precinct	171	10	5.85%
	Vote by Mail	171	135	78.95%
	Total	171	145	84.80%
0003102				
	Precinct	613	35	5.71%
	Vote by Mail	613	496	80.91%
	Total	613	531	86.62%
0003103				
	Precinct	1,401	87	6.21%
	Vote by Mail	1,401	1,150	82.08%
	Total	1,401	1,237	88.29%
0003116				
	Precinct	925	40	4.32%
	Vote by Mail	925	778	84.11%
	Total	925	818	88.43%
0003117				
	Precinct	1,009	50	4.96%
	Vote by Mail	1,009	808	80.08%
	Total	1,009	858	85.03%
0003120				
	Precinct	627	39	6.22%
	Vote by Mail	627	487	77.67%
	Total	627	526	83.89%
0003122				
	Precinct	2,549	127	4.98%
	Vote by Mail	2,549	2,145	84.15%
	Total	2,549	2,272	89.13%
0003156				
	Precinct	178	10	5.62%
	Vote by Mail	178	126	70.79%
	Total	178	136	76.40%
0003402				
	Precinct	3,488	169	4.85%
	Vote by Mail	3,488	2,867	82.20%
	Total	3,488	3,036	87.04%
0003406				
	Precinct	3,417	282	8.25%
	Vote by Mail	3,417	2,558	74.86%
	Total	3,417	2,840	83.11%
0003407				
	Precinct	3,434	157	4.57%
	Vote by Mail	3,434	2,821	82.15%
	Total	3,434	2,978	86.72%
0003408				
	Precinct	4,039	242	5.99%
	Vote by Mail	4,039	3,350	82.94%
	Total	4,039	3,592	88.93%
0003409				
	Precinct	4,109	274	6.67%

	Vote by Mail	4,109	3,278	79.78%
	Total	4,109	3,552	86.44%
0003410				
	Precinct	4,179	206	4.93%
	Vote by Mail	4,179	3,470	83.03%
	Total	4,179	3,676	87.96%
0003417				
	Precinct	3,754	172	4.58%
	Vote by Mail	3,754	3,107	82.77%
	Total	3,754	3,279	87.35%
0003427				
	Precinct	3,240	183	5.65%
	Vote by Mail	3,240	2,649	81.76%
	Total	3,240	2,832	87.41%
0003434				
	Precinct	2,385	82	3.44%
	Vote by Mail	2,385	2,129	89.27%
	Total	2,385	2,211	92.70%
0003438				
	Precinct	4,335	177	4.08%
	Vote by Mail	4,335	3,760	86.74%
	Total	4,335	3,937	90.82%
0003445				
	Precinct	4,000	203	5.08%
	Vote by Mail	4,000	3,328	83.20%
	Total	4,000	3,531	88.28%
0003601				
	Precinct	1,493	38	2.55%
	Vote by Mail	1,493	1,297	86.87%
	Total	1,493	1,335	89.42%
0003602				
	Precinct	2,654	123	4.63%
	Vote by Mail	2,654	2,241	84.44%
	Total	2,654	2,364	89.07%
0003603				
	Precinct	1,443	56	3.88%
	Vote by Mail	1,443	1,229	85.17%
	Total	1,443	1,285	89.05%
0003604				
	Precinct	3,195	131	4.10%
	Vote by Mail	3,195	2,653	83.04%
	Total	3,195	2,784	87.14%
0003605				
	Precinct	3,612	171	4.73%
	Vote by Mail	3,612	2,957	81.87%
	Total	3,612	3,128	86.60%
0003606				
	Precinct	2,846	103	3.62%
	Vote by Mail	2,846	2,453	86.19%
	Total	2,846	2,556	89.81%
0003608				

Precinct	3,234	135	4.17%
Vote by Mail	3,234	2,669	82.53%
Total	3,234	2,804	86.70%

0003609

Precinct	4,404	160	3.63%
Vote by Mail	4,404	3,733	84.76%
Total	4,404	3,893	88.40%

0003611

Precinct	3,101	114	3.68%
Vote by Mail	3,101	2,638	85.07%
Total	3,101	2,752	88.75%

0003614

Precinct	1,504	83	5.52%
Vote by Mail	1,504	1,250	83.11%
Total	1,504	1,333	88.63%

0003624

Precinct	3,889	152	3.91%
Vote by Mail	3,889	3,261	83.85%
Total	3,889	3,413	87.76%

0003635

Precinct	0	0	N/A
Vote by Mail	0	0	N/A
Total	0	0	N/A

0003652

Precinct	1,476	108	7.32%
Vote by Mail	1,476	1,172	79.40%
Total	1,476	1,280	86.72%

0003655

Precinct	219	15	6.85%
Vote by Mail	219	186	84.93%
Total	219	201	91.78%

0003669

Precinct	3	0	0.00%
Vote by Mail	3	2	66.67%
Total	3	2	66.67%

0003670

Precinct	160	8	5.00%
Vote by Mail	160	118	73.75%
Total	160	126	78.75%

0003777

Precinct	1,745	62	3.55%
Vote by Mail	1,745	1,551	88.88%
Total	1,745	1,613	92.44%

0003779

Precinct	146	3	2.05%
Vote by Mail	146	127	86.99%
Total	146	130	89.04%

0003782

Precinct	421	15	3.56%
Vote by Mail	421	356	84.56%
Total	421	371	88.12%

0003783	Precinct	423	11	2.60%
	Vote by Mail	423	371	87.71%
	Total	423	382	90.31%
0003801	Precinct	1,711	106	6.20%
	Vote by Mail	1,711	1,447	84.57%
	Total	1,711	1,553	90.77%
0003802	Precinct	2,793	132	4.73%
	Vote by Mail	2,793	2,294	82.13%
	Total	2,793	2,426	86.86%
0003803	Precinct	2,482	112	4.51%
	Vote by Mail	2,482	2,024	81.55%
	Total	2,482	2,136	86.06%
0003804	Precinct	1,112	81	7.28%
	Vote by Mail	1,112	919	82.64%
	Total	1,112	1,000	89.93%
0003810	Precinct	2,257	185	8.20%
	Vote by Mail	2,257	1,697	75.19%
	Total	2,257	1,882	83.39%
0003811	Precinct	2,865	163	5.69%
	Vote by Mail	2,865	2,361	82.41%
	Total	2,865	2,524	88.10%
0003814	Precinct	2,713	179	6.60%
	Vote by Mail	2,713	2,179	80.32%
	Total	2,713	2,358	86.91%
0003820	Precinct	2,323	134	5.77%
	Vote by Mail	2,323	1,899	81.75%
	Total	2,323	2,033	87.52%
0003821	Precinct	1,089	61	5.60%
	Vote by Mail	1,089	831	76.31%
	Total	1,089	892	81.91%
0003825	Precinct	1,427	103	7.22%
	Vote by Mail	1,427	1,163	81.50%
	Total	1,427	1,266	88.72%
0003828	Precinct	1,215	59	4.86%
	Vote by Mail	1,215	1,041	85.68%
	Total	1,215	1,100	90.53%
0003835	Precinct	1,393	52	3.73%
	Vote by Mail	1,393	1,220	87.58%

	Total	1,393	1,272	91.31%
0003840				
	Precinct	2,253	152	6.75%
	Vote by Mail	2,253	1,845	81.89%
	Total	2,253	1,997	88.64%
0003846				
	Precinct	117	3	2.56%
	Vote by Mail	117	99	84.62%
	Total	117	102	87.18%
0003861				
	Precinct	82	3	3.66%
	Vote by Mail	82	63	76.83%
	Total	82	66	80.49%
0004401				
	Precinct	3,560	262	7.36%
	Vote by Mail	3,560	2,710	76.12%
	Total	3,560	2,972	83.48%
0004402				
	Precinct	4,133	263	6.36%
	Vote by Mail	4,133	3,093	74.84%
	Total	4,133	3,356	81.20%
0004403				
	Precinct	334	36	10.78%
	Vote by Mail	334	225	67.37%
	Total	334	261	78.14%
0004405				
	Precinct	4,385	307	7.00%
	Vote by Mail	4,385	3,341	76.19%
	Total	4,385	3,648	83.19%
0004407				
	Precinct	3,743	280	7.48%
	Vote by Mail	3,743	2,856	76.30%
	Total	3,743	3,136	83.78%
0004409				
	Precinct	4,845	333	6.87%
	Vote by Mail	4,845	3,695	76.26%
	Total	4,845	4,028	83.14%
0004411				
	Precinct	2,581	153	5.93%
	Vote by Mail	2,581	2,123	82.25%
	Total	2,581	2,276	88.18%
0004412				
	Precinct	4,345	250	5.75%
	Vote by Mail	4,345	3,398	78.20%
	Total	4,345	3,648	83.96%
0004414				
	Precinct	4,757	251	5.28%
	Vote by Mail	4,757	3,807	80.03%
	Total	4,757	4,058	85.31%
0004417				
	Precinct	3,982	220	5.52%

	Vote by Mail	3,982	3,101	77.88%
	Total	3,982	3,321	83.40%
0004665	Precinct	38	1	2.63%
	Vote by Mail	38	30	78.95%
	Total	38	31	81.58%
0004666	Precinct	7	0	0.00%
	Vote by Mail	7	7	100.00%
	Total	7	7	100.00%
0004671	Precinct	1,844	94	5.10%
	Vote by Mail	1,844	1,568	85.03%
	Total	1,844	1,662	90.13%
0004672	Precinct	1,031	43	4.17%
	Vote by Mail	1,031	879	85.26%
	Total	1,031	922	89.43%
0004674	Precinct	1,594	88	5.52%
	Vote by Mail	1,594	1,362	85.45%
	Total	1,594	1,450	90.97%
0004675	Precinct	3,153	214	6.79%
	Vote by Mail	3,153	2,638	83.67%
	Total	3,153	2,852	90.45%
0004685	Precinct	1,707	62	3.63%
	Vote by Mail	1,707	1,456	85.30%
	Total	1,707	1,518	88.93%
0004687	Precinct	1,777	69	3.88%
	Vote by Mail	1,777	1,555	87.51%
	Total	1,777	1,624	91.39%
0004688	Precinct	3,379	136	4.02%
	Vote by Mail	3,379	2,889	85.50%
	Total	3,379	3,025	89.52%
0004691	Precinct	2,285	109	4.77%
	Vote by Mail	2,285	1,904	83.33%
	Total	2,285	2,013	88.10%
0004696	Precinct	1,356	42	3.10%
	Vote by Mail	1,356	1,166	85.99%
	Total	1,356	1,208	89.09%
0004698	Precinct	1,201	49	4.08%
	Vote by Mail	1,201	1,026	85.43%
	Total	1,201	1,075	89.51%
0004699				

Precinct	1,732	63	3.64%
Vote by Mail	1,732	1,496	86.37%
Total	1,732	1,559	90.01%

0004702

Precinct	1,089	51	4.68%
Vote by Mail	1,089	911	83.65%
Total	1,089	962	88.34%

0004715

Precinct	641	23	3.59%
Vote by Mail	641	488	76.13%
Total	641	511	79.72%

0004733

Precinct	51	7	13.73%
Vote by Mail	51	40	78.43%
Total	51	47	92.16%

0004801

Precinct	1,564	121	7.74%
Vote by Mail	1,564	1,157	73.98%
Total	1,564	1,278	81.71%

0004806

Precinct	3,037	211	6.95%
Vote by Mail	3,037	2,505	82.48%
Total	3,037	2,716	89.43%

0004811

Precinct	1,845	121	6.56%
Vote by Mail	1,845	1,502	81.41%
Total	1,845	1,623	87.97%

0004826

Precinct	1,603	102	6.36%
Vote by Mail	1,603	1,287	80.29%
Total	1,603	1,389	86.65%

0004827

Precinct	3,182	189	5.94%
Vote by Mail	3,182	2,555	80.30%
Total	3,182	2,744	86.24%

0004833

Precinct	2,168	140	6.46%
Vote by Mail	2,168	1,719	79.29%
Total	2,168	1,859	85.75%

0004851

Precinct	1,204	82	6.81%
Vote by Mail	1,204	953	79.15%
Total	1,204	1,035	85.96%

0004853

Precinct	2,222	110	4.95%
Vote by Mail	2,222	1,811	81.50%
Total	2,222	1,921	86.45%

0004858

Precinct	3,005	254	8.45%
Vote by Mail	3,005	2,298	76.47%
Total	3,005	2,552	84.93%

0004876

Precinct	3,740	232	6.20%
Vote by Mail	3,740	3,112	83.21%
Total	3,740	3,344	89.41%

0004881

Precinct	4,439	247	5.56%
Vote by Mail	4,439	3,791	85.40%
Total	4,439	4,038	90.97%

0004941

Precinct	3,088	211	6.83%
Vote by Mail	3,088	2,309	74.77%
Total	3,088	2,520	81.61%

0004942

Precinct	2,217	146	6.59%
Vote by Mail	2,217	1,766	79.66%
Total	2,217	1,912	86.24%

0004943

Precinct	107	8	7.48%
Vote by Mail	107	84	78.50%
Total	107	92	85.98%

0004944

Precinct	1,139	117	10.27%
Vote by Mail	1,139	681	59.79%
Total	1,139	798	70.06%

0004945

Precinct	1,582	138	8.72%
Vote by Mail	1,582	1,108	70.04%
Total	1,582	1,246	78.76%

0004946

Precinct	3,484	272	7.81%
Vote by Mail	3,484	2,500	71.76%
Total	3,484	2,772	79.56%

0004949

Precinct	2,620	183	6.98%
Vote by Mail	2,620	2,175	83.02%
Total	2,620	2,358	90.00%

0004950

Precinct	2,320	183	7.89%
Vote by Mail	2,320	1,851	79.78%
Total	2,320	2,034	87.67%

0004954

Precinct	2,050	132	6.44%
Vote by Mail	2,050	1,541	75.17%
Total	2,050	1,673	81.61%

0004956

Precinct	270	25	9.26%
Vote by Mail	270	184	68.15%
Total	270	209	77.41%

0004958

Precinct	1,699	143	8.42%
Vote by Mail	1,699	1,106	65.10%

	Total	1,699	1,249	73.51%
0004965				
	Precinct	3,097	204	6.59%
	Vote by Mail	3,097	2,497	80.63%
	Total	3,097	2,701	87.21%
0004969				
	Precinct	2,417	151	6.25%
	Vote by Mail	2,417	1,799	74.43%
	Total	2,417	1,950	80.68%
0004971				
	Precinct	944	52	5.51%
	Vote by Mail	944	779	82.52%
	Total	944	831	88.03%
0004973				
	Precinct	2,540	153	6.02%
	Vote by Mail	2,540	2,090	82.28%
	Total	2,540	2,243	88.31%
0004974				
	Precinct	1,119	92	8.22%
	Vote by Mail	1,119	833	74.44%
	Total	1,119	925	82.66%
0007001				
	Precinct	2,136	158	7.40%
	Vote by Mail	2,136	1,599	74.86%
	Total	2,136	1,757	82.26%
0007005				
	Precinct	2,719	173	6.36%
	Vote by Mail	2,719	2,056	75.62%
	Total	2,719	2,229	81.98%
0007011				
	Precinct	378	29	7.67%
	Vote by Mail	378	292	77.25%
	Total	378	321	84.92%
0007012				
	Precinct	2,078	106	5.10%
	Vote by Mail	2,078	1,711	82.34%
	Total	2,078	1,817	87.44%
0007014				
	Precinct	2,416	103	4.26%
	Vote by Mail	2,416	2,013	83.32%
	Total	2,416	2,116	87.58%
0007019				
	Precinct	3,976	262	6.59%
	Vote by Mail	3,976	3,056	76.86%
	Total	3,976	3,318	83.45%
0007025				
	Precinct	3,425	203	5.93%
	Vote by Mail	3,425	2,587	75.53%
	Total	3,425	2,790	81.46%
0007028				
	Precinct	3,142	175	5.57%

	Vote by Mail	3,142	2,522	80.27%
	Total	3,142	2,697	85.84%
0007032				
	Precinct	4,060	189	4.66%
	Vote by Mail	4,060	3,391	83.52%
	Total	4,060	3,580	88.18%
0007036				
	Precinct	3,701	132	3.57%
	Vote by Mail	3,701	3,161	85.41%
	Total	3,701	3,293	88.98%
0007038				
	Precinct	321	17	5.30%
	Vote by Mail	321	279	86.92%
	Total	321	296	92.21%
0007041				
	Precinct	3,457	280	8.10%
	Vote by Mail	3,457	2,582	74.69%
	Total	3,457	2,862	82.79%
0007044				
	Precinct	2,098	141	6.72%
	Vote by Mail	2,098	1,608	76.64%
	Total	2,098	1,749	83.37%
0007046				
	Precinct	3,396	213	6.27%
	Vote by Mail	3,396	2,567	75.59%
	Total	3,396	2,780	81.86%
0007051				
	Precinct	0	0	N/A
	Vote by Mail	0	0	N/A
	Total	0	0	N/A
0007059				
	Precinct	549	48	8.74%
	Vote by Mail	549	407	74.13%
	Total	549	455	82.88%
0007061				
	Precinct	2,225	103	4.63%
	Vote by Mail	2,225	1,882	84.58%
	Total	2,225	1,985	89.21%
0007062				
	Precinct	2,982	183	6.14%
	Vote by Mail	2,982	2,366	79.34%
	Total	2,982	2,549	85.48%
0007079				
	Precinct	2,131	121	5.68%
	Vote by Mail	2,131	1,791	84.05%
	Total	2,131	1,912	89.72%
0007081				
	Precinct	1,922	100	5.20%
	Vote by Mail	1,922	1,634	85.02%
	Total	1,922	1,734	90.22%
0007089				

Precinct	1,362	53	3.89%
Vote by Mail	1,362	1,161	85.24%
Total	1,362	1,214	89.13%

0007201

Precinct	489	22	4.50%
Vote by Mail	489	398	81.39%
Total	489	420	85.89%

0007202

Precinct	1,040	76	7.31%
Vote by Mail	1,040	743	71.44%
Total	1,040	819	78.75%

0007203

Precinct	701	56	7.99%
Vote by Mail	701	476	67.90%
Total	701	532	75.89%

0007205

Precinct	3,320	230	6.93%
Vote by Mail	3,320	2,382	71.75%
Total	3,320	2,612	78.67%

0007214

Precinct	2,130	162	7.61%
Vote by Mail	2,130	1,607	75.45%
Total	2,130	1,769	83.05%

0007217

Precinct	4,044	302	7.47%
Vote by Mail	4,044	2,787	68.92%
Total	4,044	3,089	76.38%

0007219

Precinct	1,185	55	4.64%
Vote by Mail	1,185	934	78.82%
Total	1,185	989	83.46%

0007221

Precinct	1,804	91	5.04%
Vote by Mail	1,804	1,469	81.43%
Total	1,804	1,560	86.47%

0007224

Precinct	1,022	77	7.53%
Vote by Mail	1,022	754	73.78%
Total	1,022	831	81.31%

0007231

Precinct	826	65	7.87%
Vote by Mail	826	653	79.06%
Total	826	718	86.92%

0007235

Precinct	2,681	227	8.47%
Vote by Mail	2,681	1,936	72.21%
Total	2,681	2,163	80.68%

0007237

Precinct	2,778	221	7.96%
Vote by Mail	2,778	2,070	74.51%
Total	2,778	2,291	82.47%

0007245

Precinct	295	16	5.42%
Vote by Mail	295	247	83.73%
Total	295	263	89.15%

0007246

Precinct	1,654	80	4.84%
Vote by Mail	1,654	1,293	78.17%
Total	1,654	1,373	83.01%

0007248

Precinct	2,685	185	6.89%
Vote by Mail	2,685	2,121	78.99%
Total	2,685	2,306	85.88%

0007252

Precinct	3,672	244	6.64%
Vote by Mail	3,672	2,686	73.15%
Total	3,672	2,930	79.79%

0007255

Precinct	3,699	251	6.79%
Vote by Mail	3,699	2,723	73.61%
Total	3,699	2,974	80.40%

0007257

Precinct	1,653	80	4.84%
Vote by Mail	1,653	1,363	82.46%
Total	1,653	1,443	87.30%

0007261

Precinct	2,322	187	8.05%
Vote by Mail	2,322	1,834	78.98%
Total	2,322	2,021	87.04%

0007264

Precinct	2,647	199	7.52%
Vote by Mail	2,647	2,058	77.75%
Total	2,647	2,257	85.27%

0007271

Precinct	3,185	174	5.46%
Vote by Mail	3,185	2,608	81.88%
Total	3,185	2,782	87.35%

0007273

Precinct	3,592	214	5.96%
Vote by Mail	3,592	3,002	83.57%
Total	3,592	3,216	89.53%

0007282

Precinct	2,151	122	5.67%
Vote by Mail	2,151	1,718	79.87%
Total	2,151	1,840	85.54%

0007294

Precinct	778	42	5.40%
Vote by Mail	778	611	78.53%
Total	778	653	83.93%

0007295

Precinct	2,045	111	5.43%
Vote by Mail	2,045	1,633	79.85%

	Total	2,045	1,744	85.28%
0007298				
	Precinct	1,362	86	6.31%
	Vote by Mail	1,362	1,123	82.45%
	Total	1,362	1,209	88.77%
0007299				
	Precinct	1,137	66	5.80%
	Vote by Mail	1,137	904	79.51%
	Total	1,137	970	85.31%
0007306				
	Precinct	0	0	N/A
	Vote by Mail	0	0	N/A
	Total	0	0	N/A
0007401				
	Precinct	0	1	N/A
	Vote by Mail	0	0	N/A
	Total	0	1	N/A
0007402				
	Precinct	660	34	5.15%
	Vote by Mail	660	486	73.64%
	Total	660	520	78.79%
0007403				
	Precinct	1,650	146	8.85%
	Vote by Mail	1,650	1,281	77.64%
	Total	1,650	1,427	86.48%
0007408				
	Precinct	966	29	3.00%
	Vote by Mail	966	754	78.05%
	Total	966	783	81.06%
0007409				
	Precinct	494	29	5.87%
	Vote by Mail	494	322	65.18%
	Total	494	351	71.05%
0007410				
	Precinct	8	2	25.00%
	Vote by Mail	8	4	50.00%
	Total	8	6	75.00%
0007411				
	Precinct	58	6	10.34%
	Vote by Mail	58	21	36.21%
	Total	58	27	46.55%
0007414				
	Precinct	392	19	4.85%
	Vote by Mail	392	319	81.38%
	Total	392	338	86.22%
007415				
	Precinct	53	1	1.89%
	Vote by Mail	53	45	84.91%
	Total	53	46	86.79%
0007416				
	Precinct	250	16	6.40%

	Vote by Mail	250	154	61.60%
	Total	250	170	68.00%
0007417				
	Precinct	3,477	208	5.98%
	Vote by Mail	3,477	2,740	78.80%
	Total	3,477	2,948	84.79%
0007418				
	Precinct	2,233	119	5.33%
	Vote by Mail	2,233	1,579	70.71%
	Total	2,233	1,698	76.04%
0007419				
	Precinct	1,353	64	4.73%
	Vote by Mail	1,353	1,101	81.37%
	Total	1,353	1,165	86.10%
0007430				
	Precinct	3,307	242	7.32%
	Vote by Mail	3,307	2,337	70.67%
	Total	3,307	2,579	77.99%
0007435				
	Precinct	3,152	210	6.66%
	Vote by Mail	3,152	2,184	69.29%
	Total	3,152	2,394	75.95%
0007436				
	Precinct	4,845	293	6.05%
	Vote by Mail	4,845	3,431	70.82%
	Total	4,845	3,724	76.86%
0007438				
	Precinct	419	48	11.46%
	Vote by Mail	419	291	69.45%
	Total	419	339	80.91%
0007440				
	Precinct	72	7	9.72%
	Vote by Mail	72	41	56.94%
	Total	72	48	66.67%
0007441				
	Precinct	2,350	130	5.53%
	Vote by Mail	2,350	1,728	73.53%
	Total	2,350	1,858	79.06%
0007442				
	Precinct	356	37	10.39%
	Vote by Mail	356	223	62.64%
	Total	356	260	73.03%
0007447				
	Precinct	3,253	245	7.53%
	Vote by Mail	3,253	1,777	54.63%
	Total	3,253	2,022	62.16%
0007458				
	Precinct	2,928	299	10.21%
	Vote by Mail	2,928	1,566	53.48%
	Total	2,928	1,865	63.70%
0007459				

Precinct	3,365	295	8.77%
Vote by Mail	3,365	2,379	70.70%
Total	3,365	2,674	79.47%

0007470

Precinct	2,646	183	6.92%
Vote by Mail	2,646	1,980	74.83%
Total	2,646	2,163	81.75%

0007471

Precinct	4,273	304	7.11%
Vote by Mail	4,273	2,774	64.92%
Total	4,273	3,078	72.03%

0007479

Precinct	1,875	139	7.41%
Vote by Mail	1,875	1,204	64.21%
Total	1,875	1,343	71.63%

0007483

Precinct	3,183	273	8.58%
Vote by Mail	3,183	2,096	65.85%
Total	3,183	2,369	74.43%

0007601

Precinct	3,927	279	7.10%
Vote by Mail	3,927	2,897	73.77%
Total	3,927	3,176	80.88%

0007606

Precinct	4,352	291	6.69%
Vote by Mail	4,352	3,235	74.33%
Total	4,352	3,526	81.02%

0007609

Precinct	1,044	100	9.58%
Vote by Mail	1,044	717	68.68%
Total	1,044	817	78.26%

0007615

Precinct	1,407	113	8.03%
Vote by Mail	1,407	963	68.44%
Total	1,407	1,076	76.47%

0007619

Precinct	2,469	158	6.40%
Vote by Mail	2,469	1,878	76.06%
Total	2,469	2,036	82.46%

0007620

Precinct	3,744	185	4.94%
Vote by Mail	3,744	2,965	79.19%
Total	3,744	3,150	84.13%

0007621

Precinct	4,374	257	5.88%
Vote by Mail	4,374	3,397	77.66%
Total	4,374	3,654	83.54%

0007624

Precinct	3,107	182	5.86%
Vote by Mail	3,107	2,438	78.47%
Total	3,107	2,620	84.33%

0007632

Precinct	3,674	249	6.78%
Vote by Mail	3,674	2,855	77.71%
Total	3,674	3,104	84.49%

0007634

Precinct	2,025	123	6.07%
Vote by Mail	2,025	1,645	81.23%
Total	2,025	1,768	87.31%

0007648

Precinct	3,583	184	5.14%
Vote by Mail	3,583	2,822	78.76%
Total	3,583	3,006	83.90%

0007654

Precinct	4,833	258	5.34%
Vote by Mail	4,833	3,679	76.12%
Total	4,833	3,937	81.46%

0007660

Precinct	3,885	218	5.61%
Vote by Mail	3,885	2,961	76.22%
Total	3,885	3,179	81.83%

0007666

Precinct	3,876	231	5.96%
Vote by Mail	3,876	3,113	80.31%
Total	3,876	3,344	86.27%

0007670

Precinct	118	2	1.69%
Vote by Mail	118	101	85.59%
Total	118	103	87.29%

0007673

Precinct	1	0	0.00%
Vote by Mail	1	0	0.00%
Total	1	0	0.00%

0007674

Precinct	3	0	0.00%
Vote by Mail	3	0	0.00%
Total	3	0	0.00%

0007677

Precinct	4,292	211	4.92%
Vote by Mail	4,292	3,303	76.96%
Total	4,292	3,514	81.87%

0007680

Precinct	2,456	154	6.27%
Vote by Mail	2,456	1,928	78.50%
Total	2,456	2,082	84.77%

0007689

Precinct	16	0	0.00%
Vote by Mail	16	13	81.25%
Total	16	13	81.25%

0007690

Precinct	1,264	56	4.43%
Vote by Mail	1,264	963	76.19%

	Total	1,264	1,019	80.62%
0007801				
	Precinct	881	54	6.13%
	Vote by Mail	881	698	79.23%
	Total	881	752	85.36%
0007802				
	Precinct	458	25	5.46%
	Vote by Mail	458	350	76.42%
	Total	458	375	81.88%
0007803				
	Precinct	1,204	63	5.23%
	Vote by Mail	1,204	925	76.83%
	Total	1,204	988	82.06%
0007805				
	Precinct	2,246	124	5.52%
	Vote by Mail	2,246	1,695	75.47%
	Total	2,246	1,819	80.99%
0007810				
	Precinct	309	17	5.50%
	Vote by Mail	309	228	73.79%
	Total	309	245	79.29%
0007811				
	Precinct	230	17	7.39%
	Vote by Mail	230	166	72.17%
	Total	230	183	79.57%
0007812				
	Precinct	1,728	96	5.56%
	Vote by Mail	1,728	1,324	76.62%
	Total	1,728	1,420	82.18%
0007816				
	Precinct	288	28	9.72%
	Vote by Mail	288	216	75.00%
	Total	288	244	84.72%
0007817				
	Precinct	12	0	0.00%
	Vote by Mail	12	9	75.00%
	Total	12	9	75.00%
0007818				
	Precinct	257	8	3.11%
	Vote by Mail	257	217	84.44%
	Total	257	225	87.55%
0007821				
	Precinct	4,767	296	6.21%
	Vote by Mail	4,767	3,254	68.26%
	Total	4,767	3,550	74.47%
0007826				
	Precinct	4,223	274	6.49%
	Vote by Mail	4,223	2,817	66.71%
	Total	4,223	3,091	73.19%
0007827				
	Precinct	1,536	119	7.75%

	Vote by Mail	1,536	1,007	65.56%
	Total	1,536	1,126	73.31%
0007832				
	Precinct	2,704	217	8.03%
	Vote by Mail	2,704	1,794	66.35%
	Total	2,704	2,011	74.37%
0007833				
	Precinct	3,385	254	7.50%
	Vote by Mail	3,385	2,279	67.33%
	Total	3,385	2,533	74.83%
0007843				
	Precinct	5,001	376	7.52%
	Vote by Mail	5,001	3,331	66.61%
	Total	5,001	3,707	74.13%
0007849				
	Precinct	3,380	232	6.86%
	Vote by Mail	3,380	2,271	67.19%
	Total	3,380	2,503	74.05%
0007850				
	Precinct	2,424	205	8.46%
	Vote by Mail	2,424	1,625	67.04%
	Total	2,424	1,830	75.50%
0007851				
	Precinct	1,426	71	4.98%
	Vote by Mail	1,426	1,127	79.03%
	Total	1,426	1,198	84.01%
0007861				
	Precinct	2,087	153	7.33%
	Vote by Mail	2,087	1,425	68.28%
	Total	2,087	1,578	75.61%
0007867				
	Precinct	3,759	228	6.07%
	Vote by Mail	3,759	2,634	70.07%
	Total	3,759	2,862	76.14%
0007874				
	Precinct	507	20	3.94%
	Vote by Mail	507	357	70.41%
	Total	507	377	74.36%
0007880				
	Precinct	5	3	60.00%
	Vote by Mail	5	4	80.00%
	Total	5	7	140.00%
0008001				
	Precinct	273	11	4.03%
	Vote by Mail	273	228	83.52%
	Total	273	239	87.55%
0008002				
	Precinct	465	24	5.16%
	Vote by Mail	465	354	76.13%
	Total	465	378	81.29%
0008003				

Precinct	2,865	167	5.83%
Vote by Mail	2,865	2,368	82.65%
Total	2,865	2,535	88.48%

0008005

Precinct	4,023	184	4.57%
Vote by Mail	4,023	3,374	83.87%
Total	4,023	3,558	88.44%

0008007

Precinct	761	57	7.49%
Vote by Mail	761	590	77.53%
Total	761	647	85.02%

0008011

Precinct	492	23	4.67%
Vote by Mail	492	414	84.15%
Total	492	437	88.82%

0008012

Precinct	16	1	6.25%
Vote by Mail	16	16	100.00%
Total	16	17	106.25%

0008013

Precinct	109	5	4.59%
Vote by Mail	109	79	72.48%
Total	109	84	77.06%

0008016

Precinct	4,535	311	6.86%
Vote by Mail	4,535	3,526	77.75%
Total	4,535	3,837	84.61%

0008017

Precinct	1,925	136	7.06%
Vote by Mail	1,925	1,462	75.95%
Total	1,925	1,598	83.01%

0008022

Precinct	969	60	6.19%
Vote by Mail	969	762	78.64%
Total	969	822	84.83%

0008023

Precinct	970	62	6.39%
Vote by Mail	970	765	78.87%
Total	970	827	85.26%

0008026

Precinct	1,174	105	8.94%
Vote by Mail	1,174	759	64.65%
Total	1,174	864	73.59%

0008028

Precinct	382	26	6.81%
Vote by Mail	382	270	70.68%
Total	382	296	77.49%

0008029

Precinct	170	9	5.29%
Vote by Mail	170	125	73.53%
Total	170	134	78.82%

0008030	Precinct	1,148	85	7.40%
	Vote by Mail	1,148	860	74.91%
	Total	1,148	945	82.32%
0008033	Precinct	282	14	4.96%
	Vote by Mail	282	222	78.72%
	Total	282	236	83.69%
0008034	Precinct	290	21	7.24%
	Vote by Mail	290	184	63.45%
	Total	290	205	70.69%
0008038	Precinct	4	0	0.00%
	Vote by Mail	4	4	100.00%
	Total	4	4	100.00%
0008040	Precinct	630	50	7.94%
	Vote by Mail	630	465	73.81%
	Total	630	515	81.75%
0008047	Precinct	2,162	129	5.97%
	Vote by Mail	2,162	1,753	81.08%
	Total	2,162	1,882	87.05%
0008049	Precinct	59	2	3.39%
	Vote by Mail	59	42	71.19%
	Total	59	44	74.58%
0008050	Precinct	1,860	99	5.32%
	Vote by Mail	1,860	1,354	72.80%
	Total	1,860	1,453	78.12%
0008053	Precinct	2,999	172	5.74%
	Vote by Mail	2,999	2,368	78.96%
	Total	2,999	2,540	84.69%
0008054	Precinct	2,428	113	4.65%
	Vote by Mail	2,428	2,001	82.41%
	Total	2,428	2,114	87.07%
0008055	Precinct	339	16	4.72%
	Vote by Mail	339	262	77.29%
	Total	339	278	82.01%
0008062	Precinct	3,284	205	6.24%
	Vote by Mail	3,284	2,422	73.75%
	Total	3,284	2,627	79.99%
0008066	Precinct	1,063	77	7.24%
	Vote by Mail	1,063	855	80.43%

	Total	1,063	932	87.68%
0008067				
	Precinct	3,081	170	5.52%
	Vote by Mail	3,081	2,599	84.36%
	Total	3,081	2,769	89.87%
0008068				
	Precinct	49	5	10.20%
	Vote by Mail	49	36	73.47%
	Total	49	41	83.67%
0008072				
	Precinct	606	32	5.28%
	Vote by Mail	606	521	85.97%
	Total	606	553	91.25%
0008073				
	Precinct	563	36	6.39%
	Vote by Mail	563	426	75.67%
	Total	563	462	82.06%
0008079				
	Precinct	2,822	118	4.18%
	Vote by Mail	2,822	2,442	86.53%
	Total	2,822	2,560	90.72%
0008082				
	Precinct	2,118	90	4.25%
	Vote by Mail	2,118	1,802	85.08%
	Total	2,118	1,892	89.33%
0008085				
	Precinct	1,419	55	3.88%
	Vote by Mail	1,419	1,216	85.69%
	Total	1,419	1,271	89.57%
0008089				
	Precinct	2,970	126	4.24%
	Vote by Mail	2,970	2,555	86.03%
	Total	2,970	2,681	90.27%
0008092				
	Precinct	91	5	5.49%
	Vote by Mail	91	71	78.02%
	Total	91	76	83.52%
0008093				
	Precinct	55	1	1.82%
	Vote by Mail	55	49	89.09%
	Total	55	50	90.91%
0008096				
	Precinct	2,762	140	5.07%
	Vote by Mail	2,762	2,376	86.02%
	Total	2,762	2,516	91.09%
0008101				
	Precinct	1,515	107	7.06%
	Vote by Mail	1,515	1,088	71.82%
	Total	1,515	1,195	78.88%
0008104				
	Precinct	164	4	2.44%

	Vote by Mail	164	144	87.80%
	Total	164	148	90.24%
0008105				
	Precinct	423	9	2.13%
	Vote by Mail	423	390	92.20%
	Total	423	399	94.33%
0008117				
	Precinct	1,915	101	5.27%
	Vote by Mail	1,915	1,654	86.37%
	Total	1,915	1,755	91.64%
0008122				
	Precinct	2,730	162	5.93%
	Vote by Mail	2,730	2,095	76.74%
	Total	2,730	2,257	82.67%
0008128				
	Precinct	10	0	0.00%
	Vote by Mail	10	0	0.00%
	Total	10	0	0.00%
0008133				
	Precinct	20	0	0.00%
	Vote by Mail	20	15	75.00%
	Total	20	15	75.00%
0008201				
	Precinct	2,933	266	9.07%
	Vote by Mail	2,933	2,013	68.63%
	Total	2,933	2,279	77.70%
0008203				
	Precinct	3,023	261	8.63%
	Vote by Mail	3,023	1,945	64.34%
	Total	3,023	2,206	72.97%
0008205				
	Precinct	3,725	354	9.50%
	Vote by Mail	3,725	2,474	66.42%
	Total	3,725	2,828	75.92%
0008208				
	Precinct	3,106	188	6.05%
	Vote by Mail	3,106	2,036	65.55%
	Total	3,106	2,224	71.60%
0008212				
	Precinct	1,552	154	9.92%
	Vote by Mail	1,552	987	63.60%
	Total	1,552	1,141	73.52%
0008214				
	Precinct	602	43	7.14%
	Vote by Mail	602	287	47.67%
	Total	602	330	54.82%
0008227				
	Precinct	4,001	285	7.12%
	Vote by Mail	4,001	2,703	67.56%
	Total	4,001	2,988	74.68%
0008228				

Precinct	2,382	115	4.83%
Vote by Mail	2,382	1,892	79.43%
Total	2,382	2,007	84.26%

0008230

Precinct	3,764	266	7.07%
Vote by Mail	3,764	2,805	74.52%
Total	3,764	3,071	81.59%

0008231

Precinct	2,526	193	7.64%
Vote by Mail	2,526	1,736	68.73%
Total	2,526	1,929	76.37%

0008232

Precinct	4,524	372	8.22%
Vote by Mail	4,524	3,184	70.38%
Total	4,524	3,556	78.60%

0008236

Precinct	4,911	344	7.00%
Vote by Mail	4,911	3,450	70.25%
Total	4,911	3,794	77.26%

0008246

Precinct	2,902	217	7.48%
Vote by Mail	2,902	2,054	70.78%
Total	2,902	2,271	78.26%

0008254

Precinct	3,016	231	7.66%
Vote by Mail	3,016	1,948	64.59%
Total	3,016	2,179	72.25%

0008262

Precinct	2,099	131	6.24%
Vote by Mail	2,099	1,588	75.66%
Total	2,099	1,719	81.90%

0008264

Precinct	2,143	147	6.86%
Vote by Mail	2,143	1,542	71.96%
Total	2,143	1,689	78.81%

0008401

Precinct	2,543	148	5.82%
Vote by Mail	2,543	1,801	70.82%
Total	2,543	1,949	76.64%

0008404

Precinct	5,049	357	7.07%
Vote by Mail	5,049	3,566	70.63%
Total	5,049	3,923	77.70%

0008408

Precinct	1,578	117	7.41%
Vote by Mail	1,578	1,189	75.35%
Total	1,578	1,306	82.76%

0008409

Precinct	1,567	90	5.74%
Vote by Mail	1,567	1,196	76.32%
Total	1,567	1,286	82.07%

0008414	Precinct	469	30	6.40%
	Vote by Mail	469	374	79.74%
	Total	469	404	86.14%
0008418	Precinct	538	20	3.72%
	Vote by Mail	538	443	82.34%
	Total	538	463	86.06%
0008421	Precinct	49	1	2.04%
	Vote by Mail	49	43	87.76%
	Total	49	44	89.80%
0008423	Precinct	2	1	50.00%
	Vote by Mail	2	1	50.00%
	Total	2	2	100.00%
0008430	Precinct	3,972	272	6.85%
	Vote by Mail	3,972	2,961	74.55%
	Total	3,972	3,233	81.39%
0008435	Precinct	4,237	212	5.00%
	Vote by Mail	4,237	3,448	81.38%
	Total	4,237	3,660	86.38%
0008438	Precinct	4,863	354	7.28%
	Vote by Mail	4,863	3,591	73.84%
	Total	4,863	3,945	81.12%
0008439	Precinct	3,957	231	5.84%
	Vote by Mail	3,957	2,959	74.78%
	Total	3,957	3,190	80.62%
0008445	Precinct	2,413	109	4.52%
	Vote by Mail	2,413	2,029	84.09%
	Total	2,413	2,138	88.60%
0008447	Precinct	10	0	0.00%
	Vote by Mail	10	9	90.00%
	Total	10	9	90.00%
0008456	Precinct	4,489	253	5.64%
	Vote by Mail	4,489	3,642	81.13%
	Total	4,489	3,895	86.77%
0008457	Precinct	4,349	288	6.62%
	Vote by Mail	4,349	3,518	80.89%
	Total	4,349	3,806	87.51%
0008464	Precinct	4,207	290	6.89%
	Vote by Mail	4,207	3,201	76.09%

	Total	4,207	3,491	82.98%
0008470				
	Precinct	4,024	212	5.27%
	Vote by Mail	4,024	3,388	84.19%
	Total	4,024	3,600	89.46%
0008472				
	Precinct	3,480	195	5.60%
	Vote by Mail	3,480	2,795	80.32%
	Total	3,480	2,990	85.92%
0008486				
	Precinct	4,200	220	5.24%
	Vote by Mail	4,200	3,523	83.88%
	Total	4,200	3,743	89.12%
0008492				
	Precinct	4,467	134	3.00%
	Vote by Mail	4,467	3,935	88.09%
	Total	4,467	4,069	91.09%
0008502				
	Precinct	258	8	3.10%
	Vote by Mail	258	221	85.66%
	Total	258	229	88.76%
0008601				
	Precinct	586	45	7.68%
	Vote by Mail	586	457	77.99%
	Total	586	502	85.67%
0008603				
	Precinct	2,632	151	5.74%
	Vote by Mail	2,632	2,196	83.43%
	Total	2,632	2,347	89.17%
0008605				
	Precinct	3,541	234	6.61%
	Vote by Mail	3,541	2,842	80.26%
	Total	3,541	3,076	86.87%
0008609				
	Precinct	0	2	N/A
	Vote by Mail	0	0	N/A
	Total	0	2	N/A
0008610				
	Precinct	1,728	109	6.31%
	Vote by Mail	1,728	1,452	84.03%
	Total	1,728	1,561	90.34%
0008612				
	Precinct	2,526	126	4.99%
	Vote by Mail	2,526	2,170	85.91%
	Total	2,526	2,296	90.89%
0008615				
	Precinct	2,336	107	4.58%
	Vote by Mail	2,336	2,006	85.87%
	Total	2,336	2,113	90.45%
0008619				
	Precinct	815	31	3.80%

	Vote by Mail	815	689	84.54%
	Total	815	720	88.34%
0008625				
	Precinct	132	7	5.30%
	Vote by Mail	132	89	67.42%
	Total	132	96	72.73%
0008627				
	Precinct	1,434	88	6.14%
	Vote by Mail	1,434	1,178	82.15%
	Total	1,434	1,266	88.28%
0008629				
	Precinct	2,148	128	5.96%
	Vote by Mail	2,148	1,722	80.17%
	Total	2,148	1,850	86.13%
0008630				
	Precinct	2,906	173	5.95%
	Vote by Mail	2,906	2,355	81.04%
	Total	2,906	2,528	86.99%
0008631				
	Precinct	1,689	93	5.51%
	Vote by Mail	1,689	1,405	83.19%
	Total	1,689	1,498	88.69%
0008634				
	Precinct	508	38	7.48%
	Vote by Mail	508	364	71.65%
	Total	508	402	79.13%
0008636				
	Precinct	456	30	6.58%
	Vote by Mail	456	374	82.02%
	Total	456	404	88.60%
0008645				
	Precinct	3,394	182	5.36%
	Vote by Mail	3,394	2,864	84.38%
	Total	3,394	3,046	89.75%
0008648				
	Precinct	3,033	141	4.65%
	Vote by Mail	3,033	2,513	82.86%
	Total	3,033	2,654	87.50%
0008650				
	Precinct	421	33	7.84%
	Vote by Mail	421	341	81.00%
	Total	421	374	88.84%
0008653				
	Precinct	260	11	4.23%
	Vote by Mail	260	228	87.69%
	Total	260	239	91.92%
0008654				
	Precinct	311	20	6.43%
	Vote by Mail	311	251	80.71%
	Total	311	271	87.14%
0008655				

Precinct	0	0	N/A
Vote by Mail	0	0	N/A
Total	0	0	N/A

0008657

Precinct	766	45	5.87%
Vote by Mail	766	610	79.63%
Total	766	655	85.51%

0008658

Precinct	3,874	218	5.63%
Vote by Mail	3,874	3,156	81.47%
Total	3,874	3,374	87.09%

0008670

Precinct	2,848	196	6.88%
Vote by Mail	2,848	2,007	70.47%
Total	2,848	2,203	77.35%

0008675

Precinct	1,559	124	7.95%
Vote by Mail	1,559	1,204	77.23%
Total	1,559	1,328	85.18%

0008676

Precinct	3,196	172	5.38%
Vote by Mail	3,196	2,468	77.22%
Total	3,196	2,640	82.60%

0008680

Precinct	2,189	93	4.25%
Vote by Mail	2,189	1,888	86.25%
Total	2,189	1,981	90.50%

0008683

Precinct	3,591	198	5.51%
Vote by Mail	3,591	3,028	84.32%
Total	3,591	3,226	89.84%

0008687

Precinct	3,452	204	5.91%
Vote by Mail	3,452	2,785	80.68%
Total	3,452	2,989	86.59%

0008697

Precinct	3,637	205	5.64%
Vote by Mail	3,637	2,928	80.51%
Total	3,637	3,133	86.14%

0008801

Precinct	2,428	189	7.78%
Vote by Mail	2,428	1,819	74.92%
Total	2,428	2,008	82.70%

0008805

Precinct	1,963	106	5.40%
Vote by Mail	1,963	1,582	80.59%
Total	1,963	1,688	85.99%

0008809

Precinct	3,399	183	5.38%
Vote by Mail	3,399	2,563	75.40%
Total	3,399	2,746	80.79%

0008812	Precinct	2,026	165	8.14%
	Vote by Mail	2,026	1,390	68.61%
	Total	2,026	1,555	76.75%
0008817	Precinct	1,041	56	5.38%
	Vote by Mail	1,041	863	82.90%
	Total	1,041	919	88.28%
0008820	Precinct	2,110	124	5.88%
	Vote by Mail	2,110	1,758	83.32%
	Total	2,110	1,882	89.19%
0008822	Precinct	2,375	142	5.98%
	Vote by Mail	2,375	1,820	76.63%
	Total	2,375	1,962	82.61%
0008828	Precinct	803	49	6.10%
	Vote by Mail	803	640	79.70%
	Total	803	689	85.80%
0008829	Precinct	721	41	5.69%
	Vote by Mail	721	574	79.61%
	Total	721	615	85.30%
0008832	Precinct	2,104	104	4.94%
	Vote by Mail	2,104	1,793	85.22%
	Total	2,104	1,897	90.16%
0008834	Precinct	1,266	98	7.74%
	Vote by Mail	1,266	914	72.20%
	Total	1,266	1,012	79.94%
0008838	Precinct	300	23	7.67%
	Vote by Mail	300	235	78.33%
	Total	300	258	86.00%
0008839	Precinct	3,405	222	6.52%
	Vote by Mail	3,405	2,549	74.86%
	Total	3,405	2,771	81.38%
0008844	Precinct	3,471	216	6.22%
	Vote by Mail	3,471	2,790	80.38%
	Total	3,471	3,006	86.60%
0008848	Precinct	1,841	125	6.79%
	Vote by Mail	1,841	1,448	78.65%
	Total	1,841	1,573	85.44%
0008853	Precinct	2,363	137	5.80%
	Vote by Mail	2,363	1,903	80.53%

	Total	2,363	2,040	86.33%
0008857				
	Precinct	1,646	74	4.50%
	Vote by Mail	1,646	1,443	87.67%
	Total	1,646	1,517	92.16%
0008858				
	Precinct	2,376	116	4.88%
	Vote by Mail	2,376	2,051	86.32%
	Total	2,376	2,167	91.20%
0008862				
	Precinct	2,560	148	5.78%
	Vote by Mail	2,560	2,114	82.58%
	Total	2,560	2,262	88.36%
0008868				
	Precinct	131	8	6.11%
	Vote by Mail	131	115	87.79%
	Total	131	123	93.89%
0008873				
	Precinct	1,045	56	5.36%
	Vote by Mail	1,045	880	84.21%
	Total	1,045	936	89.57%
0008874				
	Precinct	21	0	0.00%
	Vote by Mail	21	19	90.48%
	Total	21	19	90.48%
0008879				
	Precinct	3,228	162	5.02%
	Vote by Mail	3,228	2,759	85.47%
	Total	3,228	2,921	90.49%
0008883				
	Precinct	3,404	215	6.32%
	Vote by Mail	3,404	2,889	84.87%
	Total	3,404	3,104	91.19%
0008885				
	Precinct	3,137	160	5.10%
	Vote by Mail	3,137	2,698	86.01%
	Total	3,137	2,858	91.11%
0008886				
	Precinct	357	4	1.12%
	Vote by Mail	357	326	91.32%
	Total	357	330	92.44%
0008889				
	Precinct	2,680	130	4.85%
	Vote by Mail	2,680	2,328	86.87%
	Total	2,680	2,458	91.72%
008898				
	Precinct	2,737	107	3.91%
	Vote by Mail	2,737	2,390	87.32%
	Total	2,737	2,497	91.23%
0008903				
	Precinct	3,460	133	3.84%

	Vote by Mail	3,460	2,975	85.98%
	Total	3,460	3,108	89.83%
0008915				
	Precinct	19	1	5.26%
	Vote by Mail	19	17	89.47%
	Total	19	18	94.74%
0008916				
	Precinct	15	0	0.00%
	Vote by Mail	15	15	100.00%
	Total	15	15	100.00%
0008920				
	Precinct	2	0	0.00%
	Vote by Mail	2	1	50.00%
	Total	2	1	50.00%
0008923				
	Precinct	4	0	0.00%
	Vote by Mail	4	3	75.00%
	Total	4	3	75.00%
0008924				
	Precinct	17	0	0.00%
	Vote by Mail	17	14	82.35%
	Total	17	14	82.35%
0009001				
	Precinct	3,165	232	7.33%
	Vote by Mail	3,165	2,415	76.30%
	Total	3,165	2,647	83.63%
0009005				
	Precinct	4,703	360	7.65%
	Vote by Mail	4,703	3,652	77.65%
	Total	4,703	4,012	85.31%
0009051				
	Precinct	1,991	161	8.09%
	Vote by Mail	1,991	1,451	72.88%
	Total	1,991	1,612	80.96%
0009055				
	Precinct	67	1	1.49%
	Vote by Mail	67	59	88.06%
	Total	67	60	89.55%
0009056				
	Precinct	3,199	217	6.78%
	Vote by Mail	3,199	2,468	77.15%
	Total	3,199	2,685	83.93%
0009059				
	Precinct	2,765	223	8.07%
	Vote by Mail	2,765	2,018	72.98%
	Total	2,765	2,241	81.05%
0009061				
	Precinct	0	0	N/A
	Vote by Mail	0	0	N/A
	Total	0	0	N/A
0009062				

Precinct	2,525	118	4.67%
Vote by Mail	2,525	2,049	81.15%
Total	2,525	2,167	85.82%

0009101

Precinct	3,389	174	5.13%
Vote by Mail	3,389	2,638	77.84%
Total	3,389	2,812	82.97%

0009103

Precinct	995	64	6.43%
Vote by Mail	995	762	76.58%
Total	995	826	83.02%

0009104

Precinct	2,986	132	4.42%
Vote by Mail	2,986	2,420	81.04%
Total	2,986	2,552	85.47%

0009109

Precinct	1,982	127	6.41%
Vote by Mail	1,982	1,512	76.29%
Total	1,982	1,639	82.69%

0009151

Precinct	2,951	171	5.79%
Vote by Mail	2,951	2,282	77.33%
Total	2,951	2,453	83.12%

0009157

Precinct	3,619	214	5.91%
Vote by Mail	3,619	2,764	76.37%
Total	3,619	2,978	82.29%

0009163

Precinct	1,454	54	3.71%
Vote by Mail	1,454	1,215	83.56%
Total	1,454	1,269	87.28%

0009166

Precinct	1,445	72	4.98%
Vote by Mail	1,445	1,195	82.70%
Total	1,445	1,267	87.68%

0009201

Precinct	891	45	5.05%
Vote by Mail	891	724	81.26%
Total	891	769	86.31%

0009203

Precinct	1,773	91	5.13%
Vote by Mail	1,773	1,449	81.73%
Total	1,773	1,540	86.86%

0009208

Precinct	1,660	108	6.51%
Vote by Mail	1,660	1,167	70.30%
Total	1,660	1,275	76.81%

0009210

Precinct	2,215	123	5.55%
Vote by Mail	2,215	1,791	80.86%
Total	2,215	1,914	86.41%

0009219

Precinct	231	12	5.19%
Vote by Mail	231	176	76.19%
Total	231	188	81.39%

0009220

Precinct	2,840	158	5.56%
Vote by Mail	2,840	2,242	78.94%
Total	2,840	2,400	84.51%

0009251

Precinct	1,343	67	4.99%
Vote by Mail	1,343	1,156	86.08%
Total	1,343	1,223	91.06%

0009252

Precinct	2,146	110	5.13%
Vote by Mail	2,146	1,732	80.71%
Total	2,146	1,842	85.83%

0009258

Precinct	1,901	130	6.84%
Vote by Mail	1,901	1,493	78.54%
Total	1,901	1,623	85.38%

0009262

Precinct	267	11	4.12%
Vote by Mail	267	216	80.90%
Total	267	227	85.02%

0009264

Precinct	1,999	70	3.50%
Vote by Mail	1,999	1,715	85.79%
Total	1,999	1,785	89.29%

0009268

Precinct	2,037	78	3.83%
Vote by Mail	2,037	1,721	84.49%
Total	2,037	1,799	88.32%

0009275

Precinct	2,049	127	6.20%
Vote by Mail	2,049	1,546	75.45%
Total	2,049	1,673	81.65%

0009282

Precinct	5	3	60.00%
Vote by Mail	5	5	100.00%
Total	5	8	160.00%

Unincorporated - Total 972,079 823,841 84.75%

Cumulative

Cumulative

Precinct	0	0	N/A
Vote by Mail	0	0	N/A
Total	0	0	N/A

Cumulative - Total 0 0 N/A

Unincorporated Area - Total 1,019,309 863,964 84.76%

Precinct	1,019,309	60,005	5.89%
Vote by Mail	1,019,309	803,959	78.87%

CITY OF MOUNTAIN VIEW
 RESOLUTION NO. 18533
 SERIES 2020

A RESOLUTION OF THE CITY COUNCIL OF THE CITY OF MOUNTAIN VIEW
 DESIGNATING STREETS, OR PORTIONS THEREOF, WHERE
 OVERSIZED VEHICLE PARKING ON NARROW STREETS
 IS PROHIBITED PURSUANT TO MOUNTAIN VIEW CITY CODE SECTION 19.79.4

WHEREAS, the Mountain View City Code prohibits and restricts parking under various circumstances pursuant to Chapter 19 of the Mountain View City Code; and

WHEREAS, Section 19.79.4 of the Mountain View City Code provides that Council may designate, by resolution, the locations where the parking of oversized vehicles on narrow streets is prohibited and restricted; and

WHEREAS, the City of Mountain View desires to add a table of streets, or portions thereof, designating such locations;

NOW, THEREFORE, BE IT RESOLVED by the City Council of the City of Mountain View that pursuant to Mountain View City Code Section 19.79.4, the parking of oversized vehicles is prohibited at the following locations designated in Table 19.79.4, Oversized Vehicle Parking Prohibited on Narrow Streets:

**Table 19.79.4
 Oversized Vehicle Parking Prohibited on Narrow Streets**

Street	Segment	
	From	To
Ada Avenue	Gladys Avenue	Southern Terminus
Adams Court	Gest Drive	Southern Terminus
Adele Avenue	Thompson Avenue	Palmer Avenue

Street	Segment	
	From	To
Aitken Avenue	Western Terminus	Solano Drive
Alamo Court	Walker Drive	Southern Terminus
Aldean Avenue	Dell Avenue	Southern Terminus
Alexander Court	Martens Avenue	Southern Terminus
Alice Avenue	Margo Drive	Rainbow Drive
Alison Avenue	Hans Avenue	Begen Avenue
Alvin Street	West Middlefield Road	Thompson Avenue
Amherst Court	Waverly Place	Northern Terminus
Amherst Way	Plymouth Street	Colony Street
Andsbury Avenue	Central Avenue	Southern Terminus
Anna Avenue	Elka Avenue	Whitney Drive
Annie Laurie Street	Devonshire Avenue	Murlagan Avenue
Anthony Court	Blackfield Way	Eastern Terminus
Anza Street	Loreto Street	Church Street

Street	Segment	
	From	To
Appletree Lane	Rose Avenue	Fordham Way
Apricot Lane	Western Terminus	Newton Drive
April Lane	Grant Road	La Salle Drive
Ashley Place	Western Terminus	Morton Court
Awalt Drive	Villa Robleda Drive	Southern Terminus
Barbara Avenue	Meadow Lane	Tyler Park Way
Barcelona Court	Martens Avenue	Southern Terminus
Bay Street	Centre Street	Oak Lane
Beatrice Street	Hackett Avenue	Meridian Way
Beaumont Square	Apricot Lane	Bryant Avenue
Begen Avenue	Hans Avenue	Southern Terminus
Belshaw Drive	Diericx Drive	Ramos Court
Benjamin Drive	Quincy Drive	Emmons Drive
Bentley Square	A point 320 feet east of Grant Road	Doyle Place

Street	Segment	
	From	To
Betlo Avenue	Nita Avenue	Ruth Avenue
Blackfield Way	Marich Way	Jardin Drive
Bond Way	Crane Avenue	Begen Avenue
Bonita Avenue	West El Camino Real	Cuesta Drive
Bonny Street	Hackett Avenue	Meridian Way
Boranda Avenue	West El Camino Real	Hans Avenue
Borello Way	Devoto Street	Moraga Drive
Bourbon Court	Rainbow Drive	Southern Terminus
Brenton Court	Ada Avenue	Western Terminus
Brighton Place	Morton Court	Eastern Terminus
Brook Place	Diericx Drive	Eastern Terminus
Brookdale Avenue	Marilyn Drive	Barbara Avenue
Brower Avenue	Lubich Drive	Bryant Avenue
Bruckner Circle	Truman Avenue (north)	Truman Avenue (south)

Street	Segment	
	From	To
Bryant Street	West Evelyn Avenue	Mercy Street
Burgoyne Street	West Middlefield Road	Hackett Avenue
Bush Street	Villa Street	West El Camino Real
Cambridge Lane	Waverly Place	Northern Terminus
Camille Court	Phyllis Avenue	Petie Way
Camp Avenue	Spring Street	Rock Street
Canna Court	Granada Drive	Western Terminus
Carla Court	Drucilla Drive	Southern Terminus
Carmelita Drive	Martens Avenue (west)	Martens Avenue (east)
Carol Avenue	Eunice Avenue	Northern Terminus
Carver Place	Morton Court	Eastern Terminus
Cecelia Way	West City Limit	Morton Court
Cecelia Way	Morton Court	Clark Avenue
Central Avenue	Andsbury Avenue	Eastern Terminus

Street	Segment	
	From	To
Centre Street	Calderon Avenue	Eastern Terminus
Chatham Court	Chatham Way	Southern Terminus
Chatham Way	Western Terminus	Swanson Way
Cherrytree Lane	Cuesta Drive	Plumtree Lane
Chesley Avenue	La Salle Drive	Westford Way
Chesley Court	Chesley Avenue	Southern Terminus
Chiquita Avenue	Villa Street	Southern Terminus
Church Street	South Shoreline Boulevard	Eastern Terminus
Churin Drive	Bryant Avenue	Woodstock Lane
Circuit Way	Degree Lane	Ferguson Drive
Clark Avenue	West El Camino Real	Marich Way
College Avenue	University Avenue	Leland Avenue
Collins Court	Del Medio Avenue	Western Terminus
Colony Street	A point 290 feet east of North Rengstorff Avenue	Eastern Terminus

Street	Segment	
	From	To
Columbia Drive	Tulane Drive	Sladky Avenue
Continental Circle	Dale Avenue (north)	A point 895 feet west of The Americana
Continental Circle	Dale Avenue (south)	A point 566 feet west of Dale Avenue (south)
Cornelia Court	Western Terminus	Eastern Terminus
Cornell Drive	Tulane Drive	Jefferson Drive
Corto Street	Santa Rosa Avenue	Santa Clara Avenue
Craig Court	Thompson Avenue	Southern Terminus
Crane Avenue	Bond Way	Gantry Way
Creeden Way	West City Limit	Solano Drive
Creek Way	Rincon Street	Valencia Avenue
Crestview Drive	East El Camino Real	Greenview Drive
Crisanto Avenue	South Rengstorff Avenue	Escuela Avenue
Cypress Point Drive	Moffett Boulevard	Eastern Terminus
Dale Avenue	East El Camino Real	A point 355 feet south of Continental Circle (south)

Street	Segment	
	From	To
Dale Avenue	A point 636 feet south of Continental Circle (south)	Heatherstone Way
Dalma Drive	Calderon Avenue	McCarty Avenue
Del Medio Avenue	California Street	West El Camino Real
Dell Avenue	Alvin Street	Westerly Terminus
Dennis Lane	Ronden Court	Gilmore Street
Devonshire Avenue	Annie Laurie Street	North Whisman Road
Devoto Street	Sylvan Avenue	Borello Way
Devri Court	Dell Avenue	Southern Terminus
Diablo Avenue	Whitney Drive	Tamalpais Street
Diericx Court	Diericx Drive	Westerly Terminus
Diericx Drive	Franklin Avenue	Lubich Drive
Doane Avenue	Farley Street	Burgoyne Street
Don Court	Lloyd Way	Northern Terminus
Dorchester Drive	Devonshire Avenue	Murlagan Avenue

Street	Segment	
	From	To
Doverton Square	Levin Avenue (west)	Levin Avenue (east)
Doyle Place	Bentley Square	Post Street
Drew Avenue	Farley Street	Burgoyne Street
Drucilla Drive	Montalto Drive	Leona Lane
Duke Way	Jefferson Drive	Sladky Avenue
East San Marcos Circle	San Ramon Avenue	San Marcos Circle
Easy Street	Gladys Avenue	Keller Drive
Eden Lane	Mansfield Drive	Preston Drive
Ehrhorn Avenue	Church Street	West El Camino Real
Eichler Court	Eichler Drive	Northern Terminus
Eichler Drive	Trophy Drive	Miramonte Avenue
El Ranchito Way	Church Street	Centre Street
Eldora Drive	Calderon Avenue	McCarty Avenue
Elka Avenue	Dell Avenue	Anna Avenue

Street	Segment	
	From	To
Elmwood Street	Jackson Street	Southern Terminus
Elsie Avenue	Farley Street	Burgoyne Street
Emily Drive	Evandale Avenue	Walker Drive
Emmons Drive	Thaddeus Drive	Benjamin Drive
Escuela Avenue	Crisanto Avenue	West El Camino Real
Eunice Avenue	Grant Road	Franklin Avenue
Evandale Avenue	Leong Drive	North Whisman Road
Fair Oaks Street	University Avenue	Leland Avenue
Fairbrook Drive	Katrina Way	Diericx Drive
Fairchild Drive	Leong Drive	Clyde Avenue
Fairhaven Court	Church Street	Southern Terminus
Fairmont Avenue	Castro Street	Shary Avenue
Farley Street	Central Expressway	West Middlefield Road
Fay Way	Jane Lane	Southerly Terminus

Street	Segment	
	From	To
Fayette Drive	Del Medio Avenue	A point 345 feet west of San Antonio Road
Ferguson Drive	Compass Way	Whisman Park Drive
Ferry-Morse Way	South Whisman Road	East Evelyn Avenue
Filomena Court	Apricot Lane	Southern Terminus
Flynn Avenue	Tyrella Avenue	North Whisman Road
Fordham Court	Fordham Way	Southern Terminus
Fordham Way	Meadow Lane	Orangetree Lane
Foxborough Drive	Glenborough Drive	Sylvan Avenue
Frances Way	Mercy Street	Eldora Drive
Franklin Avenue	Sleeper Avenue	Katrina Way
Franklin Court	Franklin Avenue	Eastern Terminus
Franklin Street	West Evelyn Avenue	High School Way
Gabriel Avenue	Showers Drive	Ortega Avenue
Gamel Way	Escuela Avenue	Western Terminus

Street	Segment	
	From	To
Gantry Way	Crane Avenue	Begen Avenue
Garden Terrace	Sleeper Avenue	Woodleaf Court
Gary Court	Paul Avenue	Southern Terminus
Gest Drive	Golden Way	Miramonte Avenue
Gilmore Street	Dennis Lane	Mountain View Avenue
Gladys Avenue	Easy Street	North Whisman Road
Gladys Court	Easy Street	Western Terminus
Glenborough Drive	Sylvan Avenue	Sullivan Drive
Golden Way	Madison Drive	A point 100 feet south of Lincoln Drive
Golf Court	Williams Way	Southern Terminus
Granada Drive	Wentworth Street	Montecito Avenue
Greenview Drive	Dale Avenue	Crestview Drive
Gretel Lane	Hans Avenue	Cuesta Drive
Hackett Avenue	Montebello Avenue	Burgoyne Street

Street	Segment	
	From	To
Hamilton Avenue	Tamalpais Street	Whitney Drive
Hans Avenue	Miramonte Avenue	Phyllis Avenue
Harpster Drive	Miramonte Avenue	Castro Street
Heather Court	Fay Way	Western Terminus
Heatherstone Way	Dale Avenue	East City Limit
Hedgerow Court	Foxborough Drive	Eastern Terminus
Higdon Avenue	Northern Terminus	Southern Terminus
High School Way	South Shoreline Boulevard	Castro Street
Hilo Court	Eunice Avenue	Northern Terminus
Holland Court	Eunice Avenue	Northern Terminus
Hollingsworth Drive	El Monte Avenue	Eastern Terminus
Hope Street	California Street	West El Camino Real
Horizon Avenue	Central Avenue	Willowgate Street
Hospital Drive	South Drive	North Drive

Street	Segment	
	From	To
Houghton Street	Villa Street	West Dana Street
Independence Avenue	West Middlefield Road	Old Middlefield Way
Infinity Way	Degree Lane	Northern Terminus
Isabelle Avenue	Marilyn Drive	Barbara Avenue
Ivan Way	Lubich Drive	Bryant Avenue
Jackson Alley	Jackson Street	Stierlin Road
Jackson Street	Jackson Alley	Moffett Boulevard
James Drive	Kittoe Drive	Gladys Avenue
Jane Lane	Thompson Avenue	North Rengstorff Avenue
Jason Way	Central Avenue	Southern Terminus
Jefferson Drive	Lee Drive	Cornell Drive
Jessie Lane	Paul Avenue	Calderon Avenue
Jewell Place	Western Terminus	North Rengstorff Avenue
Judson Drive	Marich Way	Jardin Drive

Street	Segment	
	From	To
Junction Avenue	Thompson Avenue	North Rengstorff Avenue
Karen Way	Marich Way	Aitken Avenue
Kathy Way	Lloyd Way	Hollingsworth Drive
Katie Court	Western Terminus	Phyllis Avenue
Katrina Way	Fairbrook Drive	Franklin Avenue
Keller Drive	Easy Street	Tyrella Avenue
Kentmere Court	Martens Avenue	Eastern Terminus
Kenzo Court	Northern Terminus	Southern Terminus
Kern Court	Western Terminus	Diericx Drive
Kittoe Drive	Tyrella Avenue	Eastern Terminus
Kittyhawk Way	East Evelyn Avenue	Southern Terminus
La Salle Drive	Chatham Way	Levin Avenue
La Salle Drive	Mansfield Drive	Preston Drive
Landings Drive	Charleston Road (west)	Charleston Road (east)

Street	Segment	
	From	To
Lane Avenue	West El Camino Real	Southern Terminus
Lassen Avenue	Whitney Drive	Tamalpais Street
Latham Street	Showers Drive	South Shoreline Boulevard
Lauella Court	Villa Street	Southern Terminus
Laura Lane	Whitney Drive	Eastern Terminus
Lee Drive	Tulane Drive	Jefferson Drive
Leghorn Street	North Rengstorff Avenue	Sierra Vista Avenue
Leland Avenue	College Avenue	South Rengstorff Avenue
Lemontree Court	Western Terminus	Walnut Drive
Leona Lane	Begen Avenue	Barbara Avenue
Leong Drive	Fairchild Drive	Walker Drive
Leslie Court	East Middlefield Road	Southern Terminus
Levin Avenue	Grant Road	Diericx Drive
Levin Court	Levin Avenue	Southern Terminus

Street	Segment	
	From	To
Lida Drive	Thompson Avenue	Eastern Terminus
Lilac Lane	Granada Drive	Western Terminus
Limetree Lane	Rose Avenue	Spencer Court
Lincoln Drive	Orangetree Lane	Golden Way
Linda Vista Avenue	A point 293' north of Terra Bella Avenue	Moonbeam Drive (private)
Lloyd Way	El Monte Avenue	Ernestine Lane
Lola Lane	Begen Avenue	Barbara Avenue
Lorene Court	Eunice Avenue	Southern Terminus
Loreto Street	Bush Street	Calderon Avenue
Lotus Lane	Granada Drive	Eastern Terminus
Lubich Drive	Tryna Drive	Bryant Avenue
Luce Court	Rainbow Drive	Southern Terminus
Lynwood Avenue	Wake Forest Drive	Walker Drive
Madison Drive	Golden Way	Miramonte Avenue

Street	Segment	
	From	To
Mansfield Drive	Pavo Lane	Preston Drive
Marcelyn Avenue	Dell Avenue	Ruth Avenue
Marcia Court	Paul Avenue	Southern Terminus
Mardell Way	Victory Avenue (north)	Victory Avenue (south)
Margo Drive	Alice Avenue	Eastern Terminus
Marich Way	Karen Way	El Monte Avenue
Marigold Court	Marilyn Drive	Southern Terminus
Marilyn Court	Marilyn Drive	Southern Terminus
Marilyn Drive	Springer Road	Marigold Court
Marilyn Drive	Satake Court	Miramonte Avenue
Marilyn Place	Marilyn Drive	Southern Terminus
Mariposa Avenue	Villa Street	West El Camino Real
Marjorie Court	Dell Avenue	Southern Terminus
Martens Avenue	Grant Road	Northern Terminus

Street	Segment	
	From	To
Mayflower Court	Pilgrim Avenue	Southern Terminus
McCarty Avenue	Mercy Street	Southern Terminus
Meadow Lane	Marilyn Drive	Barbara Avenue
Melba Court	Kathy Way	Eastern Terminus
Mercy Street	Chiquita Avenue	Castro Street
Mercy Street	Hope Street	McCarty Avenue
Meridian Way	Bonny Street	Beatrice Street
Miller Avenue	Del Medio Avenue	San Antonio Road
Milton Court	Waltham Street	Southern Terminus
Minaret Avenue	Ada Avenue	Whisman Station Drive
Monroe Drive	Silva Avenue	A point 1,482 feet north of Silva Avenue
Montalto Drive	Rustic Lane	Cuesta Drive
Montebello Avenue	Montecito Avenue	Southern Terminus
Montecito Avenue	North Rengstorff Avenue	A point 535 feet west of North Shoreline Boulevard

Street	Segment	
	From	To
Mora Place	Ortega Avenue	Eastern Terminus
Moraga Drive	Sylvan Avenue	Muir Drive
Morgan Court	Morgan Street	Southern Terminus
Morgan Street	Telford Avenue	Spring Street
Morton Court	Marich Way	Jardin Drive
Mountain View Avenue	Villa Street	Ernestine Lane
Mount Vernon Court	Escuela Avenue	Western Terminus
Muir Drive	Devoto Street	A point 319 feet south of Devoto Street
Murlagan Avenue	Tyrella Avenue	North Whisman Road
Nancy Court	Paul Avenue	Southern Terminus
Nedson Court	West Middlefield Road	Southern Terminus
Newton Drive	Waltham Street	Woburn Court
Nilda Avenue	Camille Court	Cuesta Drive
North Drive	Hospital Drive	A point 560 feet west of Grant Road

Street	Segment	
	From	To
Notre Dame Drive	Tulane Drive	Sladky Avenue
Oak Lane	Western Terminus	Grant Road
Oak Street	Church Street	Northern Terminus
Olive Court	Church Street	Southern Terminus
Orangetree Lane	Rose Avenue	Lincoln Drive
Orchard Avenue	Central Avenue	Willowgate Street
Ormonde Drive	San Ramon Avenue	Ormonde Way
Ormonde Way	San Pierre Way	Ormonde Drive
Pacchetti Way	Showers Drive	Freedom Lane
Pacific Drive	North Whisman Road	Melia Loop (private)
Palmer Avenue	Lida Drive	Adele Avenue
Palo Alto Avenue	Villa Street	West El Camino Real
Pamela Drive	Phyllis Avenue	Oak Lane
Park Court	Park Drive	Western Terminus

Street	Segment	
	From	To
Park Drive	Western Terminus	A point 174 feet east of Mountain View Avenue
Parker Court	Parker Street	Southern Terminus
Parker Street	Lassen Avenue	Thompson Avenue
Pastel Lane	Northern Terminus	Sleeper Avenue
Patricia Court	Paul Avenue	Southern Terminus
Paul Avenue	Anza Street	McCarty Avenue
Pavo Lane	Levin Avenue	Mansfield Drive
Peachtree Court	Western Terminus	Walnut Drive
Peacock Avenue	Farley Street	Burgoyne Street
Peartree Lane	Cuesta Drive	Plumtree Lane
Perich Court	Northern Terminus	Eunice Avenue
Permanente Way	Higdon Avenue	Villa Street
Petie Way	Camille Court	Southern Terminus
Pettis Avenue	Villa Street	West El Camino Real

Street	Segment	
	From	To
Phyllis Court	Western Terminus	Phyllis Avenue
Piazza Drive	Evandale Avenue	Murlagan Avenue
Pilgrim Avenue	Blackfield Way	El Monte Avenue
Plaza Court	Cuesta Drive	Southern Terminus
Plumtree Lane	Cherrytree Lane	Peartree Lane
Polk Court	Gest Drive	Southern Terminus
Porterfield Court	Eunice Avenue	Southern Terminus
Post Street	Western Terminus	Doyle Place
Preston Drive	Grant Road	Levin Avenue
Priscilla Court	Pilgrim Avenue	Southern Terminus
Promethean Way	Orchard Avenue	Eastern Terminus
Pyramid Way	Compass Way	Infinity Way
Quincy Drive	Alvin Street	Benjamin Drive
Rainbow Drive	Alice Avenue	Sylvan Avenue

Street	Segment	
	From	To
Ramos Court	Northern Terminus	Southern Terminus
Ravendale Drive	Central Expressway	To a point 1,986 feet north of Central Expressway
Redcliff Court	Western Terminus	Franklin Avenue
Reinert Road	Wyandotte Street	Eastern Terminus
Rich Avenue	West El Camino Real	Rich Place
Rich Place	Northern Terminus	Rich Avenue
Richard Court	Southern Terminus	Thaddeus Drive
Ridgemont Drive	Bryant Avenue	Shady Spring Lane
Rincon Street	Creek Way	Miramonte Avenue
Rock Street	Western Terminus	Eastern Terminus
Ronden Court	Dennis Lane	Western Terminus
Rose Avenue	Springer Road	Miramonte Avenue
Roslyn Circle	Emily Drive	Southern Terminus
Rustic Lane	Western Terminus	Eastern Terminus

Street	Segment	
	From	To
Ruth Avenue	Marcelyn Avenue	Betlo Avenue
South Oak Street	High School Way	West El Camino Real
St. Giles Lane	Levin Avenue	Waltham Street
Salado Drive	Garcia Avenue	Bayshore Parkway
San Antonio Circle	Showers Drive	Westerly Terminus
San Ardo Way	Linda Vista Avenue	San Lucas Avenue
San Carlos Avenue	San Rafael Avenue	San Luppe Drive
San Carrizo Way	San Pablo Drive	San Luppe Drive
San Clemente Way	San Ramon Avenue	Ormonde Way
San Domar Drive	San Pierre Way	Vaquero Drive
San Leandro Avenue	San Pablo Drive	Terra Bella Avenue
San Lucas Avenue	San Ardo Way	San Luppe Drive
San Luis Avenue	North Rengstorff Avenue	San Pierre Way
San Luppe Drive	San Carrizo Way	San Lucas Avenue

Street	Segment	
	From	To
San Marcos Circle	East San Marcos Circle	West San Marcos Circle
San Pablo Drive	San Simeon Drive	San Leandro Avenue
San Pierre Way	West Middlefield Road	Montecito Avenue
San Rafael Avenue	Northern Terminus	San Carlos Avenue
San Ramon Avenue	North Rengstorff Avenue	Vaquero Drive
San Ramon Court	San Ramon Avenue	Southern Terminus
San Simeon Drive	San Pablo Drive	San Lucas Avenue
San Veron Avenue	San Lucas Avenue	West Middlefield Road
Santa Clara Avenue	Corto Street	Willowgate Street
Santa Rosa Avenue	Central Avenue	Willowgate Street
Satake Court	Marilyn Drive	Southern Terminus
Sevely Drive	Sylvan Avenue	Tahoe Terrace
Shady Spring Lane	Waltham Street	Ridgemont Drive
Shary Avenue	Fairmont Avenue	Sierra Avenue

Street	Segment	
	From	To
Sherland Avenue	Tyrella Avenue	North Whisman Road
Sierra Avenue	Hope Street	Shary Avenue
Sierra Vista Avenue	Plymouth Street	Colony Street
Sierra Vista Avenue	A point 231 feet north of Old Middlefield Way	Southern Terminus
Silverwood Avenue	Sierra Vista Avenue	Eastern Terminus
Sladky Avenue	Springer Road	Miramonte Avenue
Sleeper Avenue	Grant Road	Franklin Avenue
Snow Street	Pettis Avenue	South Shoreline Boulevard
Solace Place	South Drive	Southern Terminus
Solana Court	Marich Way	Northern Terminus
Solana Drive	Marich Way	Jardin Drive
Sonia Way	Miramonte Avenue	Lane Avenue
Spring Street	Telford Avenue	Morgan Street
Stacey Court	Bryant Avenue	Eastern Terminus

Street	Segment	
	From	To
Stamm Court	Sonia Way	Southern Terminus
Stanford Avenue	College Avenue	Rengstorff Avenue
Starr Way	Miramonte Avenue (north)	Miramonte Avenue (south)
Stierlin Road	A point 67 feet north of Windmill Park Lane	Washington Street
Stratford Court	Grant Road	Eastern Terminus
Sullivan Drive	Glenborough Drive	Sylvan Avenue
Sun-Mor Avenue	Northern Terminus	Levin Avenue
Sunnyview Lane	Northern Terminus	Sleeper Avenue
Sussex Square	Post Street	Bentley Square
Swanson Way	Chatham Way	Chesley Avenue
Tahoe Terrace	East Dana Street	Sevely Drive
Tamalpais Street	Diablo Avenue	Hamilton Avenue
Taylor Court	Walker Drive	Southern Terminus
Telford Avenue	Old Middlefield Way	Rock Street

Street	Segment	
	From	To
Thaddeus Drive	West Middlefield Road	Emmons Drive
Thomas Court	Lloyd Way	Northern Terminus
Thompson Avenue	Junction Avenue	Central Expressway
Thompson Court	Thompson Avenue	Eastern Terminus
Thompson Square	Thompson Avenue (north)	Thompson Avenue (south)
Todd Street	Dennis Lane	Mountain View Avenue
Tripiano Court	Sleeper Avenue	Northern Terminus
Trophy Drive	Western Terminus	Miramonte Avenue
Truman Avenue	Oak Avenue	Northern Terminus
Tryna Drive	Lubich Drive	Southern Terminus
Tulane Court	Tulane Drive	Southern Terminus
Tulane Drive	Columbia Drive	Sladky Avenue
Tyler Park Way	Barbara Avenue	Southern Terminus
Tyrella Avenue	Fairchild Drive	Gladys Avenue

Street	Segment	
	From	To
University Avenue	College Avenue	South Rengstorff Avenue
Valencia Avenue	Western Terminus	Miramonte Avenue
Van Buren Circle	Madison Drive (west)	Madison Drive (east)
Vaquero Drive	San Ramon Avenue	San Domar Drive
Varsity Court	Fordham Way (north)	Fordham Way (south)
Vassar Avenue	Farley Street	Burgoyne Street
Velarde Street	Bush Street	Calderon Avenue
Victor Way	Castro Street	Lane Avenue
Victory Avenue	Dell Avenue	West Middlefield Road
View Street	Evelyn Avenue	Church Street
Villa Nueva Court	Villa Nueva Way	Eastern Terminus
Villa Nueva Way	Eunice Avenue (west)	Eunice Avenue (east)
Villa Robleda Drive	Awalt Drive	Bryant Avenue
Villa Street	Higdon Avenue	Franklin Street

Street	Segment	
	From	To
Villa Street	Bryant Street	Calderon Avenue
Village Court	Heatherstone Way	Southern Terminus
Vincent Drive	Mercy Street	Calderon Avenue
West Dana Street	Western Terminus	Hope Street
West Dana Street	View Street	Calderon Avenue
West San Marcos Circle	San Ramon Avenue	San Marcus Circle
Wagner Avenue	Farley Street	Burgoyne Street
Wake Forest Drive	Emily Drive (north)	Emily Drive (south)
Walker Drive	Leong Drive	Tyrella Avenue
Walnut Drive	Cuesta Drive	Fordham Way
Waltham Street	Newton Drive	Shady Spring Lane
Wasatch Drive	Levin Avenue	Diericx Drive
Washington Street	Western Terminus	Stierlin Road
Waverly Place	Grant Road	Cambridge Lane

Street	Segment	
	From	To
Wellesley Court	Waverly Place	Northern Terminus
Wentworth Street	Granada Drive	Gemini Avenue
Westford Way	Chesley Avenue	Levin Avenue
Whisman Park Drive	Ferguson Drive	Town Square Drive
Whitney Court	Whitney Drive	Southern Terminus
Whitney Drive	Mayfield Avenue	Hamilton Avenue
Wildrose Way	Western Terminus	Eastern Terminus
Williams Way	Dale Avenue	Greenview Drive
Willowgate Street	Santa Rosa Avenue	Orchard Avenue
Wilson Court	Gest Drive	Southern Terminus
Winfield Drive	Mansfield Drive	Preston Drive
Woburn Court	Newton Drive	Eastern Terminus
Woodleaf Court	Woodleaf Way	Garden Terrace
Woodleaf Way	Garden Terrace	Woodleaf Court

Street	Segment	
	From	To
Woodstock Lane	Bryant Avenue	Churin Drive
Wright Avenue	Beatrice Street	Granada Drive
Yale Drive	Tulane Drive	Sladky Avenue
Yorkshire Way	Northern Terminus	Sleeper Avenue
Yorkton Drive	Chesley Avenue	Levin Avenue
Yosemite Avenue	Castro Street	Shary Avenue
Yuba Drive	Church Street	Northern Terminus


The foregoing Resolution was regularly introduced and adopted at a Regular Meeting of the City Council of the City of Mountain View, duly held on the 8th day of December 2020, by the following vote:

AYES: Councilmembers Clark, Hicks, Matichak, McAlister, Ramirez, Vice Mayor Kamei, and Mayor Abe-Koga

NOES: None

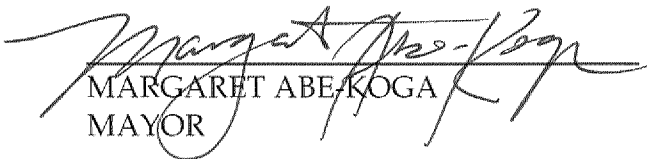
ABSENT: None

ATTEST:



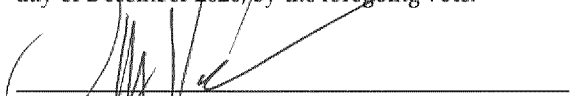
SILVIA VONDERLINDEN
INTERIM CITY CLERK

APPROVED:



MARGARET ABE-KOGA
MAYOR

I do hereby certify that the foregoing Resolution was passed and adopted by the City Council of the City of Mountain View at a Regular Meeting held on the 8th day of December 2020, by the foregoing vote.



Interim City Clerk
City of Mountain View

TS/2/RESO
943-12-08-20r